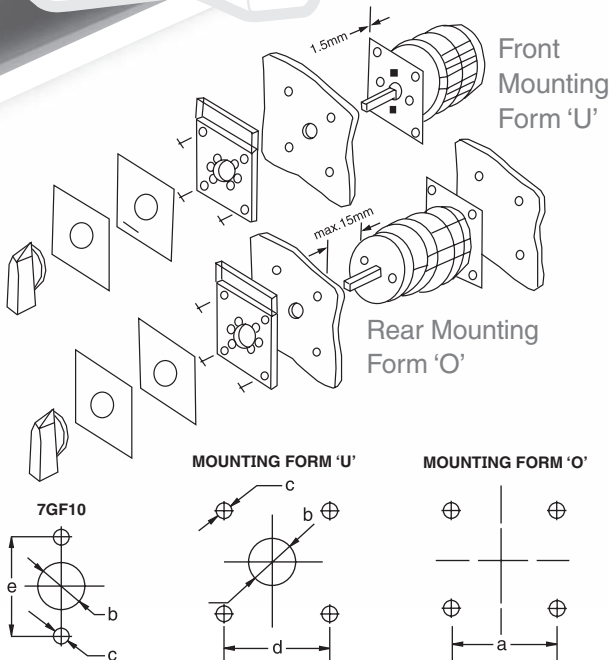


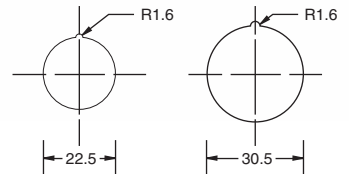


## Rotary Cam Switch 7 Series Installation Instructions



MOUNTING DETAILS						
SWITCH TYPE	a	b	c	d	e	SWITCH TYPE
7GF10	-	9	3.2	-	20	
7GN12 7GF20 7GN20 7GN25	36	12	5	36	- - -	
7GN32 7GN40	48	14	5	48		7GN12B 7GF20B 7GN25B
7GN63 7G80 7GN125	48 - 68	14 - 16	5 6 6	48 68-72 68		- - -

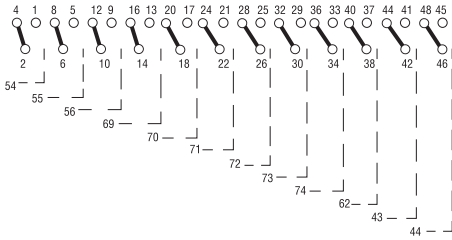
### SINGLE HOLE MOUNTING FACILITIES - FOR 7GN12, 7GF20, 7GN25 - FORM 'U'



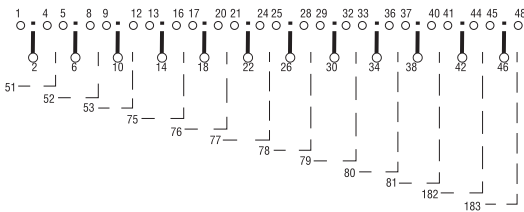
SWITCH TYPE		7GF10	7GN12 7GN12B	7GF20 7GF20B	7GN20	7GN25 7GN25B	7GN32 7GN32B	7GN40	7GN63 7GN63B	7G80	7GN125	
GENERAL USE	Rated Thermal Current	10A	16A	20A	20A	25A	32A	40A	63A	80A	125A	
	Rated insulation voltage - Ui max	480V	690V	480V	690V	690V	690V	690V	690V	690V	690V	
AC3 (kW) IEC/VDE/BS/AS	3 phase	240V 415V 500-690V	1.5 2.2 -	2.5 4.0 5.5	3.0 5.0 -	3.0 5.5 5.5	7.5 11.0 11.0	8.0 15.0 15.0	11.0 18.5 18.5	21.0 37.0 45.0	18.5 37.0 33.0	
	1 phase, 2 pole	110V 240V 415V	0.3 0.55 0.75	0.8 1.5 2.2	0.8 2.2 3.0	0.8 2.2 3.0	1.5 3.0 5.5	2.2 4.0 6.5	3.0 6.5 8.0	3.7 6.5 11.5	6.0 12.1 21.1	5.0 11.0 15.0
AC23A (kW) IEC/VDE/BS/AS	3 phase	240V 415V 500-690V	1.8 3.0 -	3.0 5.5 7.5	5.0 7.5 -	5.0 7.5 7.5	6.5 11.0 11.0	8.0 15.0 18.5	8.0 18.5 22.0	12.5 30.0 30.0	21.0 37.0 45.0	30.0 45.0 37.0
	1 phase, 2 pole	110V 240V 415V	0.37 0.75 1.1	0.8 1.7 3.0	- 2.5 3.7	0.8 2.5 3.7	1.5 3.7 5.5	2.2 4.0 7.5	3.0 6.0 11.0	3.7 7.5 12.5	6.0 12.1 21.1	5.0 11.0 15.0

# 1.0 Switching Positions

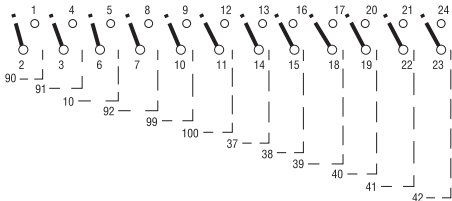
## 1.1 Changeover Switches with 90° Switching Angle without Off Position



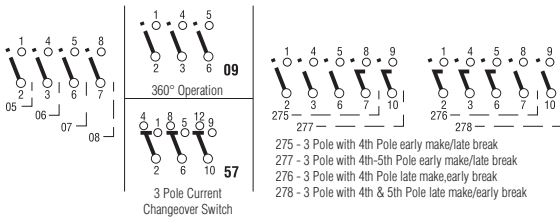
## 1.2 Changeover Switches with 60° Switching Angle with Off Position



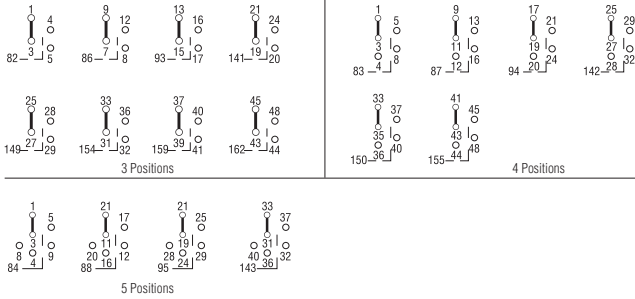
## 1.3 Switches with 60° Switching Angle



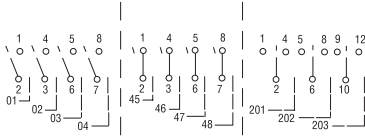
## 1.4 Switches with 90° Switching Angle



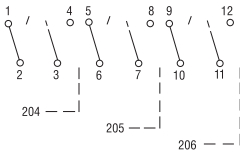
### 1.5 Multi-Step Switches without Off Position



### 1.6 Switches Spring Return with 30° Switching Angle

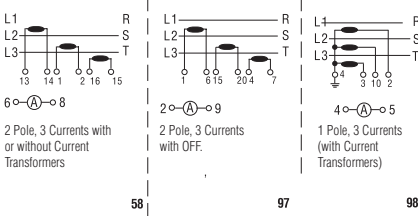


### 1.7 Control Switches (with 30° spring return) Make and Break

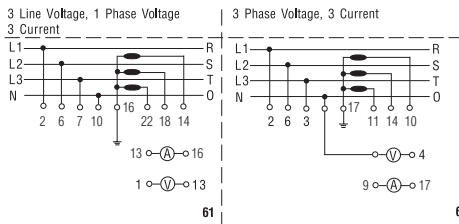


## 2.0 Configurations

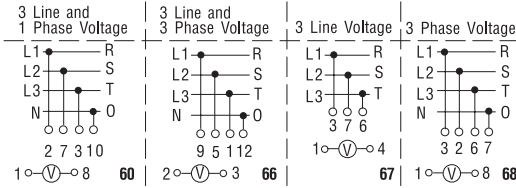
### 2.1 Ammeter Switches



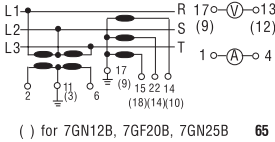
### 2.2 Voltmeter/Ammeter Combination Switches



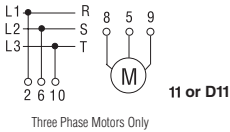
## 2.3 Voltmeter Selector Switches



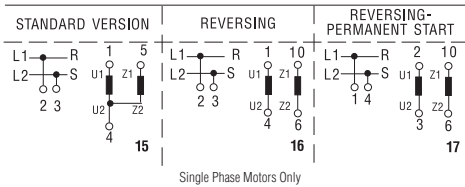
## 2.4 3-Phase Voltage



## 2.5 Motor Reversing Switches (60° Switching)



## 2.6 Start and Run Switches



Schneider Electric (Australia) Pty Ltd

Contact us: [clipsal.com/feedback](http://clipsal.com/feedback)

National Customer Care Enquiries:

**Tel 1300 2025 25**

**Fax 1300 2025 56**

**clipsal.com**

Schneider Electric (Australia) Pty Ltd reserves the right to change specifications, modify designs and discontinue items without incurring obligation and whilst every effort is made to ensure that descriptions, specifications and other information in this catalogue are correct, no warranty is given in respect thereof and the company shall not be liable for any error therein.

© 2013 Schneider Electric. All Rights Reserved.

Trademarks are owned by Schneider Electric Industries SAS or its affiliated companies.