



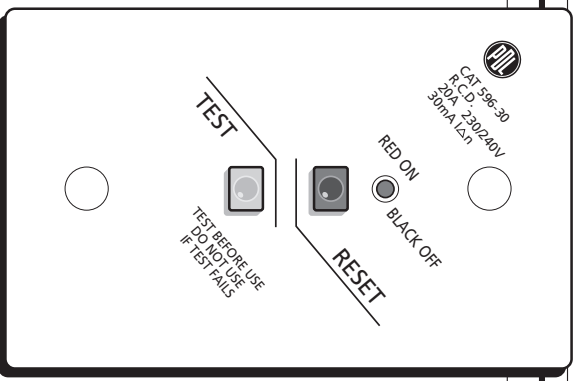
PDL RESIDUAL CURRENT DEVICE (RCD)

Installation and consumer operating instructions for CAT 596RCD (10mA & 30mA) 20A Flush Plate Mounted RCD

FEATURES

Your PDL RCD is an electronic sensing device which constantly monitors the balance of current flow between phase and neutral from any permanently connected appliance or socket outlet wired to the unit which has an appliance plugged into it. Should your body contact live parts of this appliance, an imbalance is sensed by the RCD and the supply automatically switches off before current reaches a fatal level. Use of an RCD does not eliminate the need for basic electrical safety precautions.

This product will remain unaffected by loss of power supply



IMPORTANT NOTES

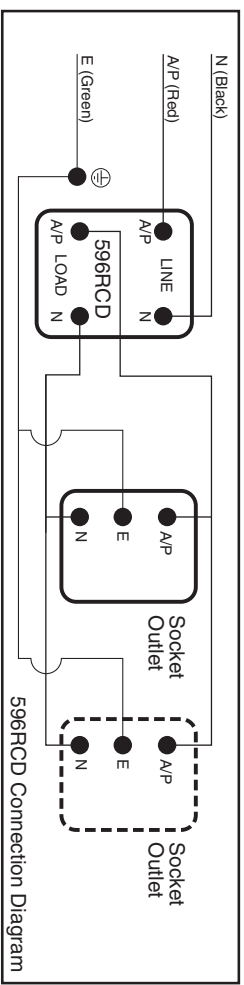
- Your RCD is designed to protect you against electrical faults to Earth.
- Your RCD is designed for wiring to socket outlets for use with frequently plugged in appliances such as power tools, kitchen appliances and vacuum cleaners or permanently connected appliances, etc.
- Your RCD is designed as a protection device, therefore DO NOT use as an on/off switch.
- It is normal for the front panel of your RCD to be slightly warm during use.
- RCD devices do not protect you against an electrical shock caused by contact with both Phase & Neutral of the electrical circuit.
- Any appliance connected to an RCD unit **MUST** be unplugged or disconnected before any inspection or repair is attempted on the appliance.
- If your RCD does not trip during the test or trips during use, please contact or return to point of purchase for advice.
- Ensure MCB or HRC fuses rated at 20A max are installed in your distribution board to prevent damage to your RCD as it does not provide protection against overload.
- Your RCD includes double pole switching to give added safety.

CLEANING INSTRUCTIONS

Use a clean cloth dampened with water to wipe down unit.

INSTALLATION INSTRUCTIONS

Before wiring, ensure the supply is disconnected at the distribution board and study the connection diagram before terminating wires. **Be careful not to connect the supply line to any terminal other than indicated in the diagram and on the product. Incorrect wiring will cause damage to the RCD.** For your RCD to give protection, the supply must be wired to the LINE A/P and N, and the LOAD wired to the LOAD A/P and N on your RCD.



TEST INSTRUCTIONS

- Press RESET button and check the indicator has changed from BLACK to RED.
- Press TEST button and check the indicator has changed from RED to BLACK (if your RCD fails the above test, **do not use** and contact a qualified agent).
- Press RESET button to activate your RCD and operate appliance or tool as normal.

SPECIFICATIONS

Mounting Centres: 84mm Protection: IP3X
 Rating: 230-240V a.c. 50Hz Operating temp: -10 to 40°C
 Rated current: 20A Type tested to: AS/NZS3190
 Max tripping current (596RCD-10) AC & Pulsating DC: 10mA AS/NZS61008 Clause 9.21,
 Max tripping current (596RCD-30) AC & Pulsating DC: 30mA Type A Residual Current Devices
 Average trip time: 30ms

PRODUCT WARRANTY/12 MONTHS

The PDL Powerguard™ Cat 596RCD has a 12 month warranty from the date of purchase providing the unit is installed according to these instructions, local wiring regulations and Codes of Practice. This warranty is void on any unit which has been tampered with, damaged by accident, improper operation or incorrect installation.

This guarantee is in addition to, and does not in any way affect the rights under the Consumer Guarantees Act 1993, if the ACT applies to the supply of this product and you are not acquiring the product for a business use. If the ACT applies and any term is inconsistent with the terms or requirements of the ACT that term shall be invalid without affecting the remaining terms of the warranty.

Note: Under the CGA 1993, Schneider Electric advises that this product does not contain user serviceable components thus spare parts and repair facilities are not available. In the event of a warranty claim, the product must be returned to the point of purchase or direct to Australia/New Zealand distributors together with the proof of purchase.

NZ Patent No. 239076, No. 242376, No. 280909, No. 280910. Australian Patent AU566551, AU5694280.



New Zealand Head Office:
 PO Box 13 355, New Lynn
 Warehouse 06/40, New Zealand
 Telephone +64-9-829 0490, Fax +64-9-829 0491
 www.pdl.co.nz



PDL Industries Australia Pty Ltd
 Locked Bag 3500, Baulkham Hills Business Centre
 Baulkham Hills NSW 2153 Australia
 Telephone 1300 755 266, Freecall 1300 755 329
 Telephone +61 29851 2666, Fax +61 29851 2695
 www.pdl.com.au





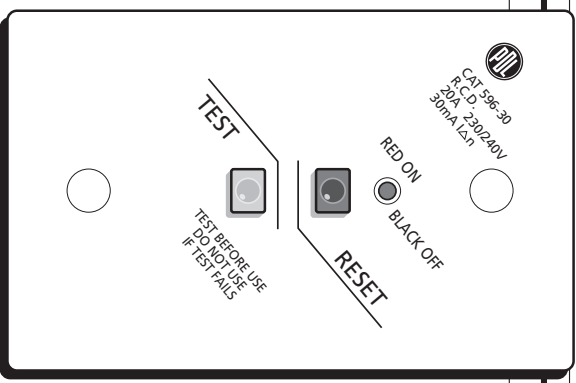
PDL RESIDUAL CURRENT DEVICE (RCD)

Installation and consumer operating instructions for CAT 596RCD (10mA & 30mA) 20A Flush Plate Mounted RCD

FEATURES

Your PDL RCD is an electronic sensing device which constantly monitors the balance of current flow between phase and neutral from any permanently connected appliance or socket outlet wired to the unit which has an appliance plugged into it.

Should your body contact live parts of this appliance, an imbalance is sensed by the RCD and the supply automatically switches off before current reaches a fatal level. Use of an RCD does not eliminate the need for basic electrical safety precautions.



This product will remain unaffected by loss of power supply

IMPORTANT NOTES

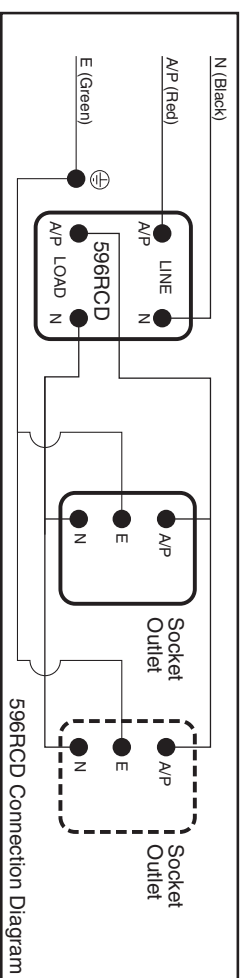
- Your RCD is designed to protect you against electrical faults to Earth.
- Your RCD is designed for wiring to socket outlets for use with frequently plugged in appliances such as power tools, kitchen appliances and vacuum cleaners or permanently connected appliances, etc.
- Your RCD is designed as a protection device, therefore DO NOT use as an on/off switch.
- It is normal for the front panel of your RCD to be slightly warm during use.
- RCD devices do not protect you against an electrical shock caused by contact with both Phase & Neutral of the electrical circuit.
- Any appliance connected to an RCD unit **MUST** be unplugged or disconnected before any inspection or repair is attempted on the appliance.
- If your RCD does not trip during the test or trips during use, please contact or return to point of purchase for advice.
- Ensure MCB or HRC fuses rated at 20A max are installed in your distribution board to prevent damage to your RCD as it does not provide protection against overload.
- Your RCD includes double pole switching to give added safety.

CLEANING INSTRUCTIONS

Use a clean cloth dampened with water to wipe down unit.

INSTALLATION INSTRUCTIONS

Before wiring, ensure the supply is disconnected at the distribution board and study the connection diagram before terminating wires. **Be careful not to connect the supply line to any terminal other than indicated in the diagram and on the product. Incorrect wiring will cause damage to the RCD.** For your RCD to give protection, the supply must be wired to the LINE A/P and N, and the LOAD wired to the LOAD A/P and N on your RCD.



TEST INSTRUCTIONS

- 1/ Press RESET button and check the indicator has changed from BLACK to RED.
- 2/ Press TEST button and check the indicator has changed from RED to BLACK (if your RCD fails the above test, **do not use** and contact a qualified agent).
- 3/ Press RESET button to activate your RCD and operate appliance or tool as normal.

SPECIFICATIONS

Mounting Centres: 84mm Protection: IP3X
 Rating: 230-240V a.c. 50Hz Operating temp: -10 to 40°C
 Rated current: 20A Type tested to: AS/NZS3190
 Max tripping current (596RCD-10) AC & Pulsating DC: 10mA AS/NZS61008 Clause 9.21,
 Max tripping current (596RCD-30) AC & Pulsating DC: 30mA Type A Residual Current Devices
 Average trip time: 30ms

PRODUCT WARRANTY/12 MONTHS

The PDL Powerguard™ Cat 596RCD has a 12 month warranty from the date of purchase providing the unit is installed according to these instructions, local wiring regulations and Codes of Practice. This warranty is void on any unit which has been tampered with, damaged by accident, improper operation or incorrect installation.

This guarantee is in addition to, and does not in any way affect the rights under the Consumer Guarantees Act 1993, if the ACT applies to the supply of this product and you are not acquiring the product for a business use. If the ACT applies and any term is inconsistent with the terms or requirements of the ACT that term shall be invalid without affecting the remaining terms of the warranty.

Note: Under the CGA 1993, Schneider Electric advises that this product does not contain user serviceable components thus spare parts and repair facilities are not available. In the event of a warranty claim, the product must be returned to the point of purchase or direct to Australia/New Zealand distributors together with the proof of purchase.

NZ Patent No. 239076, No. 242376, No. 280909, No. 280910. Australian Patent AU566551, AU5694280.



New Zealand Head Office:
 PO Box 13 355, New Lynn
 Warehouse 06/01, New Zealand
 Telephone +64-9-829 0490, Fax +64-9-829 0491
 www.pdl.co.nz



PDL Industries Australia Pty Ltd
 Locked Bag 3500, Baulkham Hills Business Centre
 Baulkham Hills NSW 2153 Australia
 Telephone 1300 755 266, Facsimile 1300 755 329
 Telephone +61 29851 2666, Fax +61 29851 2695
 www.pdl.com.au

