

Clipsal Hunter Electronic Transformer

CDL1E60C Series

Installation Instructions

Thank you for purchasing this Clipsal Hunter Electronic Transformer. You can be assured of years of trouble free operation by installing the transformer carefully, according to these instructions.

Please read all the instructions before commencing, then complete each step in order.

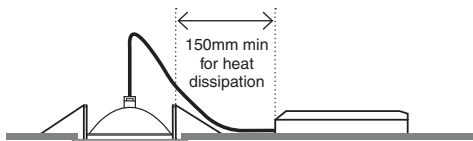
Product Range

CDL1E60C Clipsal Hunter Electronic Transformer, 240V a.c., 50Hz, 20 – 60VA.

Clipsal's Hunter Transformer is designed for use in low voltage lighting applications, including 12V halogen downlights. Each transformer has a soft-start feature, and incorporates overload and short circuit protection.

Clipsal's Hunter Transformer is dimmable using Clipsal C-Thru[®] Dimmers, and is compatible with Clipsal C-Bus.

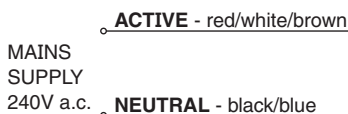
Cross section of downlight in ceiling



Wiring for units that are supplied with a flex and plug

ACTIVE - brown

NEUTRAL - blue



Warning

This product must be installed by a licensed electrical tradesperson. Penalties for conviction are severe.

- Isolate mains supply before installation.
- Locate the transformer in a well ventilated area, free from any insulating material and as far away from the nearest lamp as possible (minimum distance is 150mm). Failure to do so may cause the transformer to overheat and shut off.
- Do not run the mains wiring along the side of the transformer.
- This transformer must only be used to supply low voltage halogen lamps (12V).
- Ensure that all input and output leads are securely connected.
- Input cable from the mains terminals accommodate flat cable 0.75 to 1.5mm².
- Output cable to the lamp, 0.75 to 2.5mm² silicon rubber. Minimum length 25cm, maximum length must not exceed two metres.
- Securely mount the transformer once all connections are made.
- Do not exceed the maximum lamp load of the transformer.
- The Clipsal Hunter Transformer is double insulated and does not need an Earth connection.



Dimming the Transformer

Clipsal Universal Dimmers

Clipsal's Hunter Electronic Transformer is designed to offer maximum compatibility with Clipsal Universal Dimming Technologies. Clipsal C-Thru® Universal Dimmer Mechanisms are available to suit every application. The Clipsal Hunter Transformer is also fully compatible with Clipsal C-Bus.



				Clipsal Electronic Transformers			
				Catalogue Number		CDL1E60C	
				Power Rating		20 - 60VA	
Clipsal Universal Dimmer Range		Number of Dimmer Channels (Per Product)	Dimmer Channel Rating Watts (Per Channel)	Maximum Number of Transformers (Per Dimmer Channel)			
				Maximum Number of Transformers	Maximum Number of Transformers (1x50W Lamp Connected)		
C-Thru Dimmer Mechanisms	32E450UD	1	450	UNLIMITED (Provided the total lamp wattage does not exceed dimmer rating)	9		
C-Bus Universal Dimmers	L5504D2U	4	600	UNLIMITED (Provided the total lamp wattage does not exceed dimmer rating)	12		

Clipsal Trailing Edge Dimmers

Clipsal's Hunter Electronic Transformer can also be dimmed using Clipsal Trailing Edge Dimmers. Clipsal C-Thru® Trailing Edge Dimmer Mechanisms are available to suit a wide variety of applications. The Clipsal Hunter Transformer is also compatible with Clipsal C-Bus.



				Clipsal Electronic Transformers			
				Catalogue Number		CDL1E60C	
				Power Rating		20 - 60VA	
Clipsal Trailing Edge Dimmer Range		Number of Dimmer Channels (Per Product)	Dimmer Channel Rating Watts (Per Channel)	Maximum Number of Transformers (Per Dimmer Channel)			
				Maximum Number of Transformers	Maximum Number of Transformers (1x50W Lamp Connected)		
C-Thru Dimmer Mechanisms	32E450T	1	450	UNLIMITED (Provided the total lamp wattage does not exceed dimmer rating)	9		
Wallbox Dimmers	31E800T	1	800		16		
C-Bus Wireless Dimmers	58xxDxT1AA	1	500		10		
	58xxDxT2AA	2	250		5		
	5812D2T1AA	1	500		10		

Clipsal Leading Edge Dimmers

Limited compatibility is also available with Clipsal Leading Edge Dimmer products, provided they are installed with strict adherence to the recommendations below.



		Clipsal Electronic Transformers				
		Catalogue Number		CDL1E60C		
		Power Rating		20 - 60VA		
		Min. Transformer Load *		40W		
Clipsal Leading Edge Dimmer Range ***		Number of Dimmer Channels (Per Product)	Dimmer Channel Rating Watts (Per Channel)	Max No. of Transformers (Per Dimmer Channel) **	Maximum Total Lamp Wattage (W)	Usable Channel Capacity (%)
High Powered Dimmers	32/1000	1	1000	16	960	96%
	32/2400	1	2400	40	2400	100%
C-Bus® Din Rail Dimmers	L5508D1A	8	240	4	240	100%
	L5504D2A	4	480	6	360	75%
C-Bus® Pro Dimmers	L5104D5	4	1200	20	1200	100%
	L5102D10	2	2400	21	1260	53%
	L5101D20	1	4800	21	1260	26%

NOTE:

- * When using a dimmer to control the load, each Transformer must be loaded to a minimum of 70% of its rated maximum load for successful dimming control.
- ** Failure to comply with the recommendations above may result in unpredictable behaviour of the load, including loss of control or flickering of lamps.
- *** For other Clipsal dimmer models not listed, please contact Technical Support on 1300 722 247 (Australia only).

Protection



Short Circuit and Overload Protection

Clipsal's Hunter Transformer will automatically shut off in the event of a short circuit or current overload. The unit will reset once the cause of the short circuit has been removed.

Thermal Cut-Out

Clipsal's Hunter Transformer will temporarily shut off in the event of overheating and will resume operation after its sufficiently cooled down. Ensure that the transformer is installed in a well ventilated area and a minimum distance of 150mm away from any lamps or other sources of heat.

Technical Specifications

Catalogue No.	CDL1E60C
Operating Voltage	230 – 240V~ 50Hz a.c.
Maximum Rated Load	0.25A, 60VA
Minimum Rated Load	20VA
Output Voltage	11.6V ~ eff Maximum 4.9A
Power Factor	COS ϕ = 0.99
Input Capacitance	22nF
Operating Temperature Range (Ta)	0° - 50°C Ambient
Case Operating Temperature (Tc)	85°C Maximum
3 Input Terminals (240V)	1 x 2.5mm ² cable per terminal
2 Output Terminals (12V)	1 x 2.5mm ² cable per terminal
Standards Compliances	 RFI compliance in accordance with: AS/NZS CISPR15 Safety AS/NZS61347.2.2 Efficiency Level IV
Compatible Load Types	 12V Halogen
Specifications Typical @ 240V a.c. 25°C	
No user serviceable parts inside	

Warranty

1. The benefits conferred herein are in addition to, and in no way shall be deemed to derogate; either expressly or by implication, any or all other rights and remedies in respect to the Clipsal product, which the consumer has under the Commonwealth Trade Practices Act or any other similar State or Territory Laws.
2. The warrantor is Clipsal Australia Pty Ltd of 33 - 37 Port Wakefield Road, Gepps Cross, South Australia 5094. Telephone 1300 2025 25. With registered offices in all Australian States.
3. This Clipsal product is guaranteed against faulty workmanship and materials for a period of two (2) years from the date of purchase. Warranty excludes lamps (90 days only).
4. Clipsal Australia Pty Ltd reserves the right, at its discretion, to either repair free of parts and labour charges, replace or offer refund in respect to any article found to be faulty due to materials, parts or workmanship.
5. This warranty is expressly subject to the Clipsal product being installed, wired, tested, operated and used in accordance with the manufacturer's instructions.
6. All costs of a claim shall be met by Clipsal Australia Pty Ltd, however should the product that is the subject of the claim be found to be in good working order all such costs shall be met by the claimant.
7. When making a claim the consumer shall forward the Clipsal product to the nearest office of Clipsal Australia Pty Ltd with adequate particulars of the defect within 28 days of the fault occurring. The product should be returned securely packed, complete with details of the date and place of purchase, description of load, and circumstances of malfunction.

Australian Offices

South Australia

33 - 37 Port Wakefield Road, Gepps Cross, 5094
(08) 8161 0511

New South Wales

122 Canterbury Road, Padstow 2211
(02) 9794 9200

303 North Street, Albury 2640
(02) 6041 2377

Victoria

83-89 Queens Parade, North Fitzroy 3068
(03) 9207 3200

Queensland, Townsville

80 Schneider Drive, Eagle Farm 4009
(07) 3635 7444

736-740 Ingham Road, Mt Louisa 4814
(07) 4729 3333

Western Australia

23 Truganina Road, Malaga 6090
(08) 9442 4444

Tasmania, Launceston

23/34 Innocent Street,
Kings Meadows 7249
(03) 6343 5900

Northern Territory

16 Albatross Street, Winnellie 0820
(08) 8947 0278

Clipsal Australia Pty Ltd

A member of Schneider Electric

Contact us: clipsal.com/feedback

National Customer Care Enquiries:

Tel 1300 2025 25

Fax 1300 2025 56

clipsal.com

Clipsal Australia Pty Ltd reserves the right to change specifications, modify designs and discontinue items without incurring obligation and whilst every effort is made to ensure that descriptions, specifications and other information in this catalogue are correct, no warranty is given in respect thereof and the company shall not be liable for any error therein.

© Clipsal Australia Pty Ltd. The identified trademarks and copyrights are the property of Clipsal Australia Pty Ltd unless otherwise noted.