

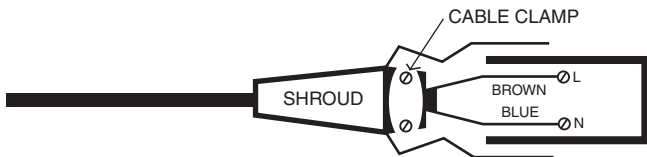
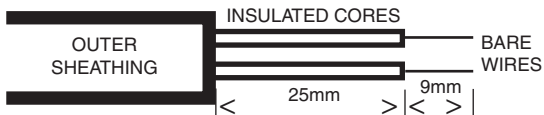
## Appliance Couplers 465C2 and 465C Series

### Installation Instructions

465C2, 10A 250V a.c.

Not suitable for use above 75°C

Stripping dimensions (actual length shown)



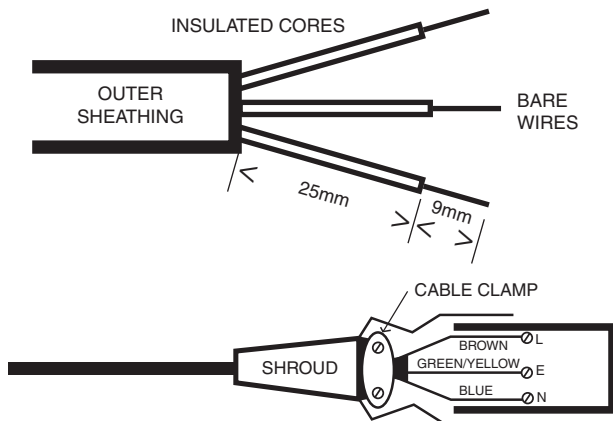
### WIRING INSTRUCTIONS

1. Slip cord shroud (small end first) over flexible cord.
2. Strip cord to lengths shown and push bare wire under head of screws in the following order: Connect **brown (or red)** wire to terminal marked **L** and **blue (or black)** wire to terminal marked **N**.
3. Double check that all wires are securely clamped under screws.
4. Refit cord shroud, replace clamp over outer sheathing and tighten screws.
5. Replace cover and tighten screw.

465C2, 10A 250V a.c.

Not suitable for use above 75°C

Stripping dimensions (actual length shown)



## WIRING INSTRUCTIONS

1. Slip cord shroud (small end first) over flexible cord.
2. Strip cord to lengths shown and push bare wire under head of screws in the following order: Connect **brown (or red)** wire to terminal marked **L**, **blue (or black)** wire to terminal marked **N**, **green/yellow** wire to terminal marked **E** and  $\perp$ .
3. Double check that all wires are securely clamped under screws.
4. Refit cord shroud, replace clamp over outer sheathing and tighten screws.
5. Replace cover and tighten screw.

Product of Clipsal Australia Pty Ltd

A member of Schneider Electric

[clipsal.com](http://clipsal.com)

Contact us: [clipsal.com/feedback](http://clipsal.com/feedback)

National Customer Care Enquiries:

**Tel 1300 2025 25 Fax 1300 2025 56**

Clipsal Australia Pty Ltd reserves the right to change specifications, modify designs and discontinue items without incurring obligation and whilst every effort is made to ensure that descriptions, specifications and other information in this catalogue are correct, no warranty is given in respect thereof and the company shall not be liable for any error therein.

© Clipsal Australia Pty Ltd. The identified trademarks and copyrights are the property of Clipsal Australia Pty Ltd unless otherwise noted.

F1210/03

CLIPCOM 17744 Nov 2008