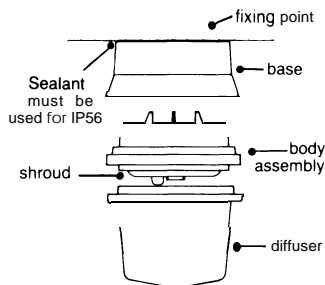


CLIPSAL CAT. No. 747PL SERIES INSTALLATION INSTRUCTIONS

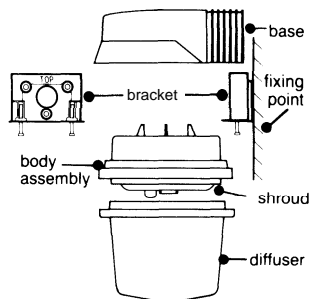
No. 747PL SERIES IP56 SURFACE MOUNTING WELL GLASS FITTING

1. Mount base securely to fixing point. Sealant must be used as shown for IP56.
2. Place caps provided into mounting bosses.
3. Strip cable to suit particular installation with 6mm bare ends.
4. Wire to terminal block.
5. Ensure top & bottom O-Rings are secure in body assembly.
6. Secure body assembly into-base using 3 screws provided:
7. Secure shroud using 2 screws provided.
8. Secure diffuser into body assembly, using 2 screws provided.



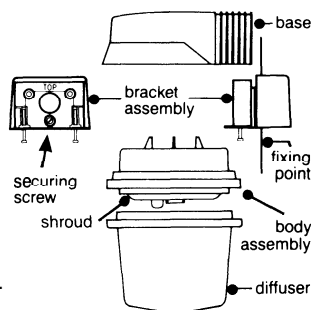
No. 747PLWM SERIES WALL MOUNTING WELL GLASS FITTING

1. Mount bracket securely to fixing point.
2. Place caps provided into mounting bosses.
3. Feed cable through hole in base.
4. Slide base over bracket & fix securely, using 2 screws provided.
5. For completion of installation see "No. 747PL" above notes 3 to 8.



No. 747PLCMB SERIES CORNER MOUNTING BRACKET KIT (used with "No. 747PLWM" wall mounting well glass fitting).

1. Assemble corner bracket to wall bracket using screw provided.
2. Mount bracket assembly securely to fixing point, using 2 screws of min. 75mm length. (Bracket assembly may be used as a drilling guide for pilot holes if drilling into brickwork).
3. Place caps provided into mounting bosses.
4. Feed cable through hole in base.
5. Slide base over bracket assembly & fix securely, using 2 screws provided.
6. For completion of installation see "No.747PL" above notes 3 to 8.



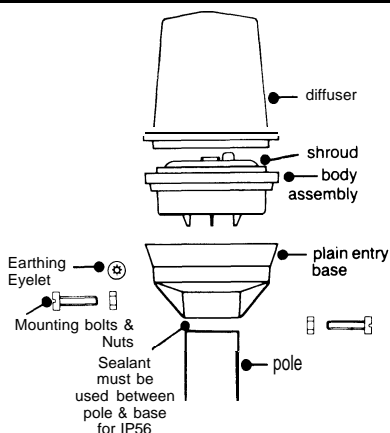
No. 747PLPM SERIES IP56 Mounted as shown POLE MOUNTING WELL GLASS FITTING

2" /50mm WATER PIPE PLAIN ENTRY

1. Securely attach base to pole, using 2 bolts & nuts provided. Sealant must be used as shown for IP56.
2. Metal poles MUST BE EARTHED.
 - securely crimp earth cable into eyelet provided.
 - clamp eyelet & cable firmly onto pole.
3. For completion of installation see "No. 747PC" above notes 3 to 8.

SCREWED VERSION AVAILABLE Cat. No. 747PLPMS

Installation notes apply.



Products of Gerard Industries Pty. Ltd.,
(Inc. in South Australia)
12 Park Terrace, Bowden Sth. Aust. 5007
Telephone: (08) 8269 0511.
Offices in all States.