




## Modular Switchboards to suit every application



**I N D U S T R I A L**

- Surface and Flush Mounted designs
- 1.2mm Painted Sheet Steel
- Full DIN 30, 45, 60 and 75 Modules Available
- StarServe<sup>®</sup> compatible
- Suitable for C-Bus<sup>®</sup> Modules
- Easy Removable DIN Rail for specials



# Power

- Surface and Flush to suit your application
- Modular design to mix and match
- Ample wiring space for easy installation
- Full DIN 30, 45, 60 and 75 Modules to suit many installation sizes.

## 4C60MFD

\*Accessories fitted for visual only


The Clipsal 4 Series already includes an extensive selection of switchboards and the range has just become bigger.

This modular new range has been designed specifically for residential and commercial applications.

Designed to suit all Clipsal Full DIN products such as Clipsal's comprehensive Power Range of MCBs, RCDs, combination RCD/MCBs both space saving 1 pole and conventional 2 pole devices and accessories such as timers and contactors.

The new range is manufactured from 1.2mm thick durable zinc annealed steel in powder coated off-white matt interpan 610 MA226A.

**I N D U S T R I A L**





## C-Bus®

- Expandable module size to suit C-Bus installation 32, 48, 64 and 80 Modules
- Neutral earth bar space for adding additional neutral bars.

### 4FC60MFD

The new Clipsal 4 Series switchboards include a number of features to suit a Clipsal C-Bus Installation.

The 16 Module wide DIN rail allows different combinations of C-Bus units to be mounted side by side. For example, a 12 Channel C-Bus Relay Unit and a separate C-Bus Power Supply Unit can be mounted side by side, as can a Network Bridge, a PC Interface and an Analogue Output Unit.

The DIN rail is mounted on stand-offs which allow the installer to run multiple C-Bus switched/dimmed load cables under the DIN rail units. This leads to a faster and neater installation.

There is ample space between the DIN rail to allow for cabling and to assist with C-Bus and mains cable segregation.

The switchboard includes several cable entry knockout points on the top, bottom and rear of the units.





## StarServe<sup>®</sup> Packaged Solutions

The “professional series” pack are designed to give you everything you need under the one part number.

No more wondering what you need. It’s all here. Cabling is all you need to add!

These packs contain the following:

- Professional Enclosure
- 3105VDU38IRT x 1
- 8074VMPIR x 1

- 8050TR x 1
- 8050/2LD x 2
- 3105AVL318HQ x 4
- 3105FL318MWQ x 8
- RJ88SMA5,BK x 32
- RJ5A8/05,BU x 15
- RJ5A8/20,BU x 10
- 95ESW8P10/ x 1
- 3105SWBKT x 1
- 10 pair telephone disconnection module
- Communication Earth Point
- Twin Vertical Switched socket outlet
- Legend Card with Wall Plate Stickers.

### 3105PENF – Flush mount

The versatile “enclosure only” is designed for those who want to build their own StarServe system or offer a pre-wire solution.

The enclosure comes complete with the following:


- 10 pair telephone disconnection module
- Communication Earth Point
- Twin Vertical Switched socket outlet
- Legend Card with Wall Plate Stickers

This enclosure has the provision for both Cat 5e and Cat 6 solutions.



Just add the Clipsal Keystone Data Outlets – up to 48 Outlets

Cat 5e – RJ88SMA5,BK

Cat 6 – RJ88SMA6,BK



- Simple to use, bend out wings to set backbox at correct depth
- DIN rail spaced from back box for easy cabling
- Punchings for cable ties or space for PVC duct
- Knockouts for cable entry
- IPA drill points
- 15 Module rows with the ability to expand to 16 Modules at a reduced wiring space
- Hinged quick disconnect door opens 180 degrees to allow for easy access
- 6.5mm punched key hole with centre position to aid installation
- Switchboard can be rotated 180 degrees
- Space between DIN rails suit 1P 1M RCBO Clipsal 4RCBE120/30
- Space for Clipsal Busbars 4BB4/57 1 Phase and 4BB4/57/3 3 Phase
- Circuit ID Holder
- Premium 2 x 8mm<sup>2</sup> studs and neutral/earth 16mm bars and space for additional earth and neutral bars – purchase separately 4CM18FDN and 4CM24FDN
- Pre printed I.D. labels – new and improved, ball point pen friendly and handles harsh environments
- Door lock knock out – Lock purchased separately 4CMLK
- DIN rails easily removed for base mounted accessories
- Suit C-Bus 12 and 4 Module space requirements



Technical Specifications Product Range			
Catalogue Number	Description	Neutral/Earth Specification	Dimensions
<b>SURFACE</b>			
4C30MFD	2 x 15M = 30 Module (expandable to 32M) Full DIN	1 x 18 and 1 x 12 Hole N Bar 1 x 12 Hole E Bar 16mm <sup>2</sup>	530H x 465W x 116D
4C45MFD	3 x 15M = 45 Module (expandable to 48M) Full DIN	1 x 30 and 1 x 12 Hole N Bar 1 x 12 Hole E Bar 16mm <sup>2</sup>	705H x 465W x 116D
4C60MFD	4 x 15M = 60 Module (expandable to 64M) Full DIN	2 x 30 Hole N bar 1 x 24 Hole E Bar 16mm <sup>2</sup>	880H x 465W x 116D
4C75MFD	5 x 15M = 75 Module (expandable to 80M) Full DIN	2 x 30 Hole N bar 1 x 24 Hole E Bar 16mm <sup>2</sup>	1055H x 465W x 116D
<b>FLUSH</b>			
4FC30MFD	2 x 15M = 30 Module (expandable to 32M) Full DIN	1 x 18 and 1 x 12 Hole N Bar 1 x 12 Hole E Bar 16mm <sup>2</sup>	605H x 525W x 116D (75mm depth)
4FC45MFD	3 x 15M = 45 Module (expandable to 48M) Full DIN	1 x 30 and 1 x 12 Hole N Bar 1 x 12 Hole E Bar 16mm <sup>2</sup>	780H x 525W x 116D (75mm depth)
4FC60MFD	4 x 15M = 60 Module (expandable to 64M) Full DIN	2 x 30 Hole N bar 1 x 24 Hole E Bar 16mm <sup>2</sup>	955H x 525W x 116D (75mm depth)
4FC75MFD	5 x 15M = 75 Module (expandable to 80M) Full DIN	2 x 30 Hole N bar 1 x 24 Hole E Bar 16mm <sup>2</sup>	1130H x 525W x 116D (75mm depth)
<b>STARSERVE</b>			
3105PENF – Flush mount professional series enclosure only			955H x 525W x 116D
3105PENS – Surface mount professional series enclosure only			880H x 465W x 116D
3105PENFPK01 – Flush mount professional series pack			955H x 525W x 116D
3105PENSPK01 – Surface mount professional series pack			880H x 465W x 116D

For flush cut out opening refer to surface mounted enclosure dimensions.

**Product of Clipsal Australia Pty Ltd**

ABN 27 007 873 529

**Head Office**

12 Park Terrace, Bowden  
South Australia 5007  
Telephone (08) 8269 0511  
Facsimile (08) 8340 1724  
Internet clipsal.com  
E-Mail plugin@clipsal.com.au

**National Customer Service Enquiries:**

**1300 2025 25**

**National Customer Service Facsimile:**

**1300 2025 56**

**International Enquiries**

**International Sales and Marketing**

Telephone + 61 8 8269 0587  
Facsimile + 61 8 8340 7350  
E-Mail export@clipsal.com.au

**New Zealand**

**Clipsal Industries (NZ) Ltd**

Telephone (09) 576 3403  
Facsimile (09) 576 1015  
E-Mail headoffice@clipsal.co.nz

**Customer Service**

Free Fax (0508) 250 305  
Auckland/Mobile Phone (09) 572 0014  
Free Phone (0508) CLIPSAL  
2547725

You can find this brochure and many others online in PDF format at:

**clipsal.com**

Follow the links off the home page or access the following page directly:  
**clipsal.com/wat\_lib\_pdf.cfm**

**clipsal.com**

Clipsal Australia Pty Ltd reserves the right to change specifications, modify designs and discontinue items without incurring obligation and whilst every effort is made to ensure that descriptions, specifications and other information in this catalogue are correct, no warranty is given in respect thereof and the company shall not be liable for any error therein.

©Copyright Clipsal Australia Pty Ltd 2007. All rights reserved.

This material is copyright under Australian and international laws. Except as permitted under the relevant law, no part of this work may be reproduced by any process without prior written permission of and acknowledgement to Clipsal Australia Pty Ltd.