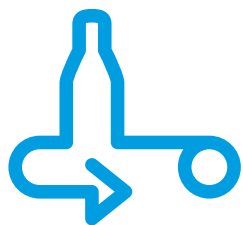




OsiSense application



## Photo-electric roller sensors for simple integration into your conveyors system

You need a fast, simple, and reliable solution for sensors integration in your roller conveyors installation.

Optimized installation and maintenance: simple, fast with no settings, no alignment, no environment teaching, and optimized mounting with no additional brackets or reflectors required.

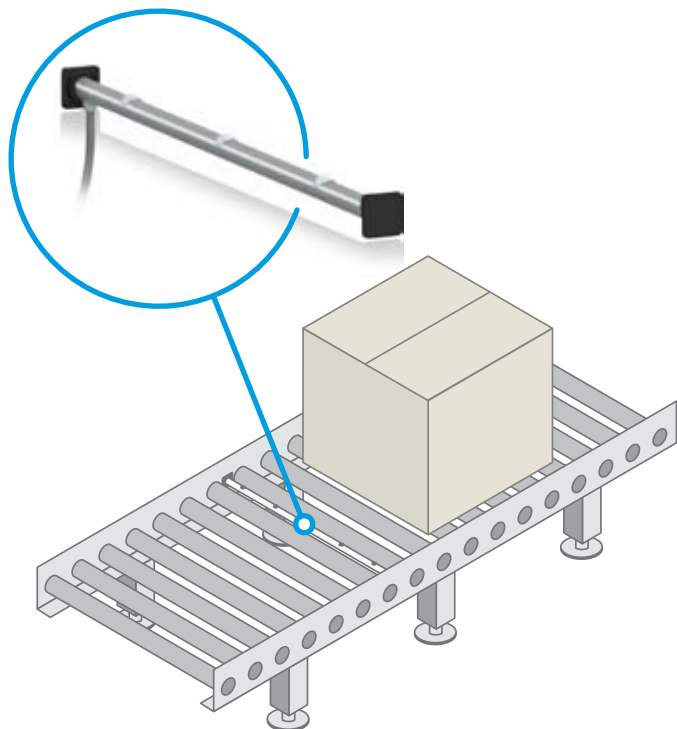
100% detection: no background or foreground limitations (ideal especially with presence of high-visibility jackets) while detection is effective on the full width of the conveyor.

Shockproof to improve operation costs: benefit of the mechanical installation, embedded within the conveyor frame unlike solution with reflectors and brackets, it prevents product damage and extends lifetime.



**Telemecanique**

**Sensors**



## Benefits

**Fast, modular, and minimum installation time:**

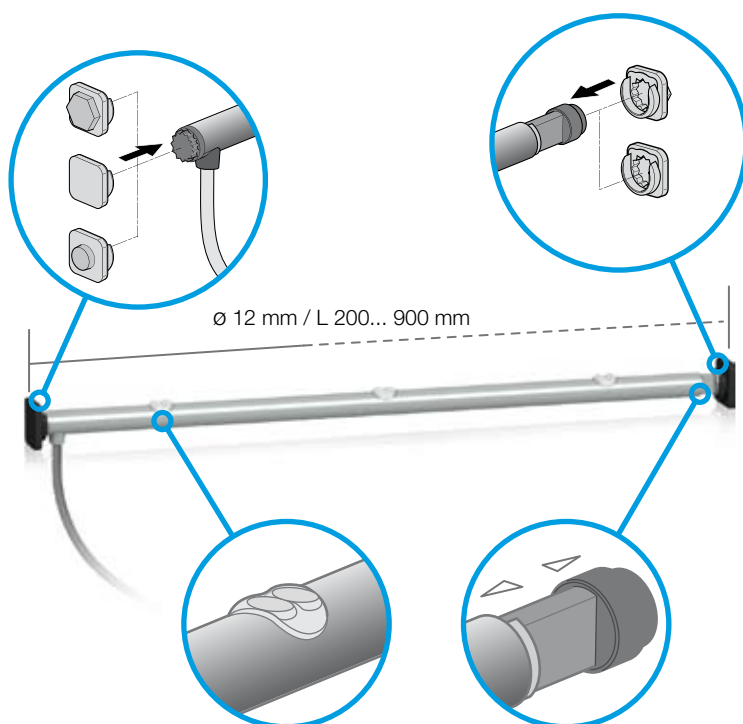
- No tools needed
- Easy mounting from the top, whatever the size of the conveyor
- Gain of 50% in installation and adjustment
- 3 fixing solutions.

**100% detection:**

- No package colour effect thanks to reliable detection
- Easy direction adjustment, every 30°
- Full length detection thanks to multiple sensors.

**Shockproof protection cuts maintenance costs:**

- The sensor is embedded within the frame and fixed between rollers with no risk of shock destruction.



## Characteristics

**Roller sensor OsiSense XUY**

- Number of sensors: from 1 to 6 alongside the tube
- Detection mode: diffuse infrared
- Sensing distance: up to 100 mm
- Dust test-proof lens (shape and gain)
- Dimension: Ø 12 mm, from 200 to 900 mm
- Material case/lens: aluminium/PMMA
- 3 Fixing solutions with spring effect:
  - Hexagonal 11.1 mm
  - Ø 8 mm
  - Adhesive part
- Supply voltage: 24 V DC
- Connection: M12, 4 pins connector or cable
- Output: PNP/NPN, NO/NC by wiring
- Switching frequency: 1 000 Hz
- Operating temperature: -10°C to +60°C
- Degree of protection: IP65

## References

Roller sensor OsiSense XUY	Fixation hexagonal connection for 415 mm conveyor other lenght of conveyor from 200 to 900 mm (under request)	Cable L= 2 m <a href="#">XUY415N4HL2</a>	Cable L= 0,3 m with connector M12, 4 pin <a href="#">XUY415N4HL03M12</a>
Accessories	Jumper M12 male/M12 female with 2 m cable	Elbowed <a href="#">XZCR1512041C2</a>	Straight <a href="#">XZCR1511041C2</a>

## Schneider Electric Industries SAS

### Head Office

35, rue Joseph Monier – CS 30323  
F92506 Rueil-Malmaison Cedex  
FRANCE

[www.schneider-electric.com](http://www.schneider-electric.com)

ART. 838493  
998-4810

Due to the constant evolution of standards and equipment, the specifications indicated in the text and images of this document can only be guaranteed after confirmation by our departments

Design: BlueLoft  
Print: Schneider Electric™  
Photos: Schneider Electric

©2011 Schneider Electric. All Rights Reserved. Schneider Electric, OsiSense, and Telemecanique are trademarks owned by Schneider Electric Industries SAS or its affiliated companies. All other trademarks are property of their respective owners.