Canalis for EV - Outdoor Charging Infrastructure

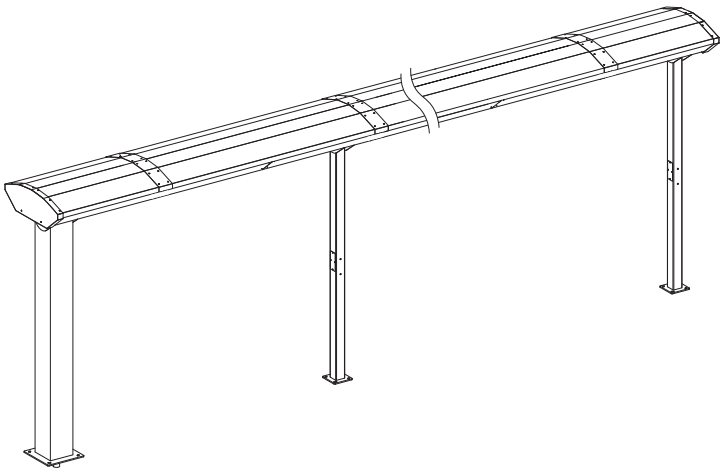

?→ www.se.com/support

Retain instruction sheet for future use. Visit our website at **www.se.com/docs** to download other documents. **PLEASE NOTE** ● Electrical and Mechanical equipments should be installed, operated, serviced, and maintained only by qualified personnel. ● No responsibility is assumed by Schneider Electric for any consequences arising out of the use of this material. ● All pertinent state, regional, and local safety regulations must be observed when installing and using this product. ● Comply with the applicable local authority regulations at the installation site and obtain any necessary approvals after installation, if required.	Instruction de service à conserver pour usage ultérieur. Visitez notre site web **www.se.com/docs** pour télécharger d'autres documents. **REMARQUE IMPORTANTE** ● L'installation, l'utilisation, l'entretien et la maintenance des équipements électriques et mécaniques doivent être assurés par des personnels qualifiés. ● Schneider Electric décline toute responsabilité quant aux conséquences de l'utilisation de ce matériel. ● Toutes les réglementations locales, régionales et nationales pertinentes doivent être respectées lors de l'installation et de l'utilisation de ce produit ● Respectez les réglementations locales en vigueur sur le site d'installation et procurez-vous toutes les approbations nécessaires après l'installation, le cas échéant.	Guarde la hoja de instrucciones para utilizarla en el futuro. Visite nuestro sitio web en **www.se.com/docs** para descargar otros documentos. **TENGA EN CUENTA** ● La instalación, el manejo y el mantenimiento de los equipos eléctricos y mecánicos solo deberá realizarlos el personal cualificado. ● Schneider Electric no se hace responsable de ninguna de las consecuencias del uso de este material. ● Al instalar y utilizar este producto es necesario tener en cuenta todas las regulaciones sobre seguridad correspondientes, ya sean regionales, locales o estatales. ● Cumpla la normativa de las autoridades locales aplicable en el lugar de instalación y obtenga las aprobaciones necesarias después de la instalación.	Bewahren Sie diese Anleitung bitte als Referenz zur späteren Verwendung auf. Besuchen Sie unsere Website **www.se.com/docs**, um andere Dokumente herunterzuladen. **BITTE BEACHTEN** ● Elektrische und mechanische Geräte dürfen nur von qualifiziertem Personal installiert, betrieben und gewartet werden. ● Schneider Electric haftet nicht für Schäden, die durch die Verwendung dieses Materials entstehen. ● Bei der Montage und Verwendung dieses Produkts sind alle zutreffenden staatlichen, landesspezifischen, regionalen und lokalen Sicherheitsbestimmungen zu beachten. ● Halten Sie sich an die einschlägigen Vorschriften der örtlichen Behörden am Installationsort und holen Sie bei Bedarf nach der Installation alle erforderlichen Genehmigungen ein.
Conservare le istruzioni per uso futuro. Visitare il nostro sito Web **www.se.com/docs** per scaricare altri documenti. **NOTA** ● L'installazione, l'utilizzo e la manutenzione delle apparecchiature elettriche e meccaniche deve essere affidata esclusivamente a personale qualificato. ● Schneider Electric non si assume alcuna responsabilità per qualsiasi conseguenza derivante dall'uso di questo materiale. ● Durante l'installazione e l'uso di questo prodotto è necessario rispettare tutte le normative locali, nazionali o internazionali in materia di sicurezza. ● Rispettare le normative locali vigenti nel luogo dell'installazione e, se necessario, ottenere le approvazioni necessarie dopo l'installazione.	Guarde a folha de instruções para utilização futura. Visite o nosso site em **www.se.com/docs** para transferir outros documentos. **NOTA** ● Os equipamentos elétricos e mecânicos devem ser instalados, utilizados, servidos e mantidos apenas por pessoal qualificado. ● A Schneider Electric não assume qualquer responsabilidade pelas consequências resultantes da utilização deste material. ● Todas as regulamentações de segurança pertinentes, sejam estatais, regionais ou locais, devem ser cumpridas na instalação e utilização deste produto. ● Cumpra os regulamentos aplicáveis das autoridades locais no local de instalação e obtenha quaisquer aprovações necessárias após a instalação, se necessário.	请保管好此说明书以供将来使用。 请访问我们的网站 **www.se.com/docs**，下 **请注意** ● 电气和机械设备只能由合格的人员进行安装、操作、维修和维护。 ● Schneider Electric 不承担由于使用本资料所引起的任何后果。 ● 在安装和使用本产品时，必须遵守国家、地区和当地的所有相关的安全法规。 ● 遵守安装点适用的当地政府法规，并在安装后获得必要的批准（如果需要）。	Сохраните эту инструкцию для использования в будущем. Посетите наш веб-сайт **www.se.com/docs** для загрузки других документов. **ОБРАТИТЕ ВНИМАНИЕ** ● Электрическое и механическое оборудование должно устанавливаться, эксплуатироваться, ремонтироваться и обслуживаться только квалифицированным персоналом. ● Компания Schneider Electric не несет никакой ответственности за любые возможные последствия использования данной документации. ● Во время установки и использования данного изделия следует соблюдать все действующие государственные, региональные и местные нормы и правила безопасности. ● Соблюдайте требования местных норм и регламентов на месте установки оборудования и, при необходимости, получите все необходимые разрешения после его установки.

⚠ ⚠ DANGER / DANGER / PELIGRO / GEFAHR / PERICOLO / PERIGO / 危险 / ОПАСНО

HAZARD OF ELECTRIC SHOCK, EXPLOSION OR ARC FLASH

- Apply appropriate personal protective equipment (PPE) and follow safe electrical work practices. See NFPA 70E, CSA Z462, NOM-029-STPS or local equivalent.
- This equipment must only be installed and serviced by qualified electrical personnel.
- Turn OFF all power supplying this equipment before working on or inside equipment.
- Always use a properly rated voltage sensing device to confirm power is OFF.
- Replace all devices, doors, and covers before turning on power to this equipment.
- Beware of potential hazards, and carefully inspect the work area for tools and objects that may have been left inside the equipment.
- If the ground resistance exceeds the threshold value of 0.1 Ω as specified by applicable standards and local laws, then additional ground rods should be installed.

Failure to follow these instructions will result in death or serious injury.

RISQUE D'ÉLECTROCUTION, D'EXPLOSION OU D'ÉCLAIR D'ARC ÉLECTRIQUE

- Portez un équipement de protection individuel (EPI) adapté et respectez les consignes de sécurité électrique courantes. Reportez-vous aux normes NFPA 70E, CSA Z462, NOM-029-STPS ou aux codes locaux en vigueur.
- Seul un personnel qualifié doit effectuer l'installation et l'entretien de cet équipement.
- Débranchez toutes les sources d'alimentation de cet équipement avant d'effectuer toute opération interne ou externe sur celui-ci.
- Utilisez toujours un dispositif de détection de tension ayant une valeur nominale appropriée pour vous assurer que l'alimentation est coupée.
- Replacez tous les dispositifs, les portes et les capots avant de mettre l'équipement sous tension.
- Faites attention aux dangers potentiels et inspectez attentivement la zone de travail pour vous assurer qu'aucun outil ou objet n'est resté à l'intérieur de l'équipement.
- Si la résistance de terre dépasse le seuil de 0,1 Ω indiqué dans les normes et les réglementations locales en vigueur, des barreaux de terre supplémentaires doivent être installés.

Le fait de ne pas suivre ces instructions entrainera des blessures graves, voire mortelles.

PELIGRO DE DESCARGA ELÉCTRICA, EXPLOSIÓN O DESTELLO POR ARQUEO

- Utilice equipo de protección personal (EPP) apropiado y siga las prácticas de seguridad eléctricos establecidas. Consulte las normas NFPA 70E, CSA Z462, NOM-029-STPS u otros códigos locales correspondientes.
- Solamente el personal eléctrico calificado deberá instalar y prestar servicio de mantenimiento a este equipo.
- Desconecte todas las fuentes de alimentacion del equipo antes de realizar cualquier trabajo en él.
- Siempre utilice un dispositivo detector de tensión nominal adecuado para confirmar la desenergización del equipo.
- Vuelva a colocar todos los dispositivos, las puertas y las cubiertas antes de volver a energizar el equipo.
- Tenga cuidado con los riesgos potenciales, e inspeccione cuidadosamente la zona de trabajo para comprobar si han quedado herramientas y objetos dentro del equipo.
- Si la resistencia a tierra excede el valor del umbral de 0,1, se deben instalar varillas de tierra adicionales según lo especificado por las normas aplicables y las leyes locales.

El incumplimiento de estas instrucciones tendrá como resultado la muerte o lesiones graves.

GEFAHR VON ELEKTRISCHEM SCHLAG, EXPLOSION ODER LICHTBOGEN

- Tragen Sie persönliche Schutzausrüstung (PSA) und befolgen Sie sichere Verfahren im Umgang mit Elektrogeräten. Siehe NFPA 70E, CSA Z462, NOM-029-STPS oder lokale Entsprechung.
- Diese Geräte dürfen nur von qualifizierten Elektrikern installiert und gewartet werden.
- Schalten Sie vor Arbeiten am bzw. im Innern des Geräts die gesamte Spannungsversorgung ab.
- Verwenden Sie für die Prüfung vorhandener Spannung stets einen Spannungsfühler mit zutreffender Bemessungsspannung.
- Bringen Sie alle Vorrichtungen, Türen und Abdeckungen wieder an, bevor Sie das Gerät einschalten.
- Beachten Sie potenzielle Gefahren, und überprüfen Sie den Arbeitsbereich auf Werkzeuge und andere Gegenstände, die sich möglicherweise noch in der Anlage befinden.
- Wenn der Erdungswiderstand den von den geltenden Normen und lokalen Gesetzen vorgegebenen Schwellenwert von 0,1 Ω überschreitet, sollten zusätzliche Erdungsstäbe installiert werden.

Eine Nichtbeachtung dieser Anweisungen hat Tod, schwere Verletzungen oder Schäden an der Ausrüstung zur Folge.

RISCHIO DI FOLGORAZIONE, ESPLOSIONI O ARCO ELETTRICO

- Utilizzare dispositivi di protezione individuale (DPI) idonei e adottare misure di sicurezza adeguate per lavori elettrici. Vedere le normative NFPA 70E, CSA Z462, NOM-029-STPS o le norme equivalenti nel paese di installazione.
- Installazione e manutenzione di questa apparecchiatura si devono affidare solo ad elettricisti qualificati.
- Prima di lavorare con l'apparecchiatura o al suo interno isolare completamente l'alimentazione elettrica.
- Per verificare che l'alimentazione sia isolata usare sempre un rilevatore di tensione correttamente tarato.
- Sostituire dispositivi, sportelli e coperture prima di riaccendere l'alimentazione dell'apparecchiatura.
- Prestare attenzione a potenziali pericoli e ispezionare con attenzione l'area di lavoro per assicurarsi di non aver dimenticato utensili o altri oggetti all'interno dell'apparecchiatura.
- Se la resistenza di terra supera il valore di soglia di 0,1 Ω come specificato dalle normative applicabili e dalle regolamentazioni locali, è necessario installare barre di terra aggiuntive.

Il mancato rispetto di queste istruzioni provocherà morte o gravi infortuni.

RISCO DE ELECTROCUSSÃO, DE EXPLOSÃO, OU DE ARCO ELÉCTRICO

- Utilize equipamento de protecção pessoal (PPE) e siga os métodos de segurança eléctrica. Consulte NFPA 70E, CSA Z462, NOM-029-STPS ou o equivalente local.
- A instalação e manutenção deste equipamento só devem ser efectuadas por electricistas qualificados.
- Desligue todas as fontes de alimentação deste equipamento antes de trabalhar no equipamento ou no seu interior.
- Utilize sempre um dispositivo de detecção da tensão nominal adequada para confirmar se a alimentação está desligada.
- Substitua todos os dispositivos, portas e tampas antes de ligar a alimentação deste equipamento.
- Esteja atento a potenciais perigos e inspecione cuidadosamente a área de trabalho para se assegurar que não foram deixadas ferramentas e objectos no interior do equipamento.
- Se a resistência de terra exceder o valor limite de 0,1 Ω, conforme especificado pelas normas aplicáveis e pela legislação local, devem ser instaladas hastes de terra adicionais.

O não cumprimento destas instruções resultará em morte e lesões graves.

电击、爆炸或弧闪的危险

- 采用适当的个人防护设备 (PPE) 并遵循电气作业安全守则。请参阅 NFPA 70E, CSA Z462, NOM-029-STPS 或当地对应的标准。
- 只有具备相应资质的电气人员才能安装和维修该设备。
- 在该设备表面或内部工作之前，请关闭设备的全部电源。
- 确保使用合适的额定电压传感器确认电源已关闭。
- 复位所有设备、门和盖，然后再打开该设备的电源。
- 注意潜在危险，仔细检查作业区，以免将工具和物件遗忘在设备内部。
- 根据适用标准及当地法规，若接地电阻超过 0.1Ω 阈值，则须安装额外的接地棒。

未按说明操作将导致人身伤亡等严重后果。

ОПАСНОСТЬ ПОРАЖЕНИЯ ЭЛЕКТРИЧЕСКИМ ТОКОМ, ВЗРЫВА ИЛИ ВОЗНИКНОВЕНИЯ ДУГИ

- Используйте подходящие средства индивидуальной защиты (СИЗ) и соблюдайте технику безопасности при электротехнических работах. См. NFPA 70E, CSA Z462, NOM-029-STPS или местный эквивалентный стандарт.
- Данное оборудование могут устанавливать и обслуживать только квалифицированные электрики.
- Отключите питание до начала работы снаружи или внутри оборудования.
- Всегда пользуйтесь надлежащим датчиком номинального напряжения для определения отсутствия питания.
- Установите обратно все устройства, дверцы и крышки перед включением питания данного оборудования.
- Избегайте потенциальных опасностей, внимательно осмотрите рабочую область на наличие инструментов и предметов, которые могли остаться внутри оборудования.
- Если сопротивление заземления превышает пороговое значение 0,1 Ом, как указано в применимых стандартах и местных законах, тогда следует установить дополнительные стержни заземления.

Несоблюдение данных инструкций приводит к смерти или серьёзной травме.

⚠⚠ DANGER / DANGER / PELIGRO / GEFAHR / PERICOLO / PERIGO / 危险 / ОПАСНО

HAZARD OF ELECTRIC SHOCK, EXPLOSION OR ARC FLASH
- Tighten the connections to the specified torque values.
- After wiring the equipment, ensure to replace the washers.
- Make sure to apply sealant at recommended locations.
- Always use Schneider Electric provided washers for grounding.

Failure to follow these instructions will result in death or serious injury.

RISQUE D'ÉLECTROCUTION, D'EXPLOSION OU D'ÉCLAIR D'ARC ÉLECTRIQUE
- Serrez les connexions en respectant la valeur de couple spécifiée.
- Après avoir câblé l'équipement, veillez à remettre en place les rondelles.
- Veillez à appliquer le matériau d'étanchéité aux emplacements recommandés.
- Utilisez systématiquement les rondelles fournies par Schneider Electric pour la mise à la terre.

Le fait de ne pas suivre ces instructions entrainera des blessures graves, voire mortelles.

PELIGRO DE DESCARGA ELÉCTRICA, EXPLOSIÓN O DESTELLO POR ARQUEO
- Apriete las conexiones al par de apriete especificado.
- Una vez efectuado el cableado del equipo, asegúrese de sustituir las arandelas.
- Aplique sellante en los sitios recomendados.
- Utilice siempre las arandelas de seguridad de Schneider Electric para la conexión a tierra.

El incumplimiento de estas instrucciones tendrá como resultado la muerte o lesiones graves.

GEFAHR VON ELEKTRISCHEM SCHLAG, EXPLOSION ODER LICHTBOGEN
- Ziehen Sie die Anschlüsse mit den vorgegebenen Anzugsmomenten fest.
- Achten Sie nach der Verdrahtung der Anlage darauf, die Unterlegscheiben auszuwechseln.
- Stellen Sie sicher, dass an den empfohlenen Stellen Dichtmittel aufgetragen wird.
- Verwenden Sie stets die von Schneider Electric bereitgestellten Unterlegscheiben zur Erdung.

Eine Nichtbeachtung dieser Anweisungen hat Tod, schwere Verletzungen oder Schäden an der Ausrüstung zur Folge.

RISCHIO DI FOLGORAZIONE, ESPLOSIONI O ARCO ELETTRICO
- Serrare i collegamenti ai valori di coppia specificati.
- Dopo aver cablato l'apparecchiatura, assicurarsi di sostituire le rondelle.
- Assicurarsi di applicare sigillante nei punti raccomandati.
- Per la messa a terra utilizzare sempre le rondelle fornite da Schneider Electric.

Il mancato rispetto di queste istruzioni provocherà morte o gravi infortuni.

RISCO DE ELECTROCUSSÃO, DE EXPLOSÃO, OU DE ARCO ELÉCTRICO
- Aperte as ligações de acordo com os valores de binário especificados.
- Depois de ligar o equipamento, certifique-se de que substitui as anilhas.
- Certifique-se de que aplica um vedante nos locais recomendados.
- Utilize sempre as máquinas de lavar fornecidas pela Schneider Electric para ligação à terra.

O não cumprimento destas instruções resultará em morte e lesões graves.

电击、爆炸或弧闪的危险
- 以指定的扭矩值紧固接头。
- 对设备接线后，务必更换垫圈。
- 确保已在建议的位置填充密封剂。
- 总是使用施耐德电气提供的接地垫圈。

未按说明操作将导致人身伤亡等严重后果。

ОПАСНОСТЬ ПОРАЖЕНИЯ ЭЛЕКТРИЧЕСКИМ ТОКОМ, ВЗРЫВА ИЛИ ВОЗНИКНОВЕНИЯ ДУГИ
- Резьбовые соединения затягивайте с указанными значениями крутящего момента.
- После подключения оборудования убедитесь в том, что шайбы установлены на место.
- Герметик следует применять в рекомендованных местах.
- Обязательно используйте для заземления шайбы, поставляемые компанией Schneider Electric.

Несоблюдение данных инструкций приводит к смерти или серьёзной травме.

⚠ CAUTION / ATTENTION / ATENCIÓN / VORSICHT / ATTENZIONE / CUIDADO / 小心 / ВНИМАНИЕ







RISK OF CUTTING
- Store the products in a dedicated and marked area.
- Wear personal protective equipment when handling and installing the products (gloves, long sleeved jacket, trousers, safety shoes, helmet, safety glasses).

Failure to follow these instructions can result in injury or equipment damage.

RISQUE DE COUPURE
- Stockez les produits dans une zone dédiée et balisée.
- Utilisez des équipements individuels de protection lors de la manipulation et de l'installation des produits (gants, veste à manches longues, pantalon, chaussures de sécurité, casque, lunettes de sécurité).

Si ces directives ne sont pas respectées, cela peut entraîner des blessures ou des dommages matériels.

RIESGO DE CORTES
- Almacene los productos en áreas específicas y señalizadas para ello.
- Utilice un equipo de protección personal cuando manipule e instale los productos (guantes, chaqueta de manga larga, pantalones, zapatos de seguridad, casco y gafas de seguridad).

El incumplimiento de estas instrucciones puede causar lesiones o daño al equipo.

GEFÄHRDUNG DURCH SCHNEIDEN
- Lagern Sie die Produkte im dafür vorgesehenen, gekennzeichneten Bereich.
- Tragen Sie Schutzkleidung bei der Handhabung und Installation der Produkte (Handschuhe, Jacke mit langen Ärmeln, Hosen, Sicherheitsschuhe, Helm, Schutzbrille).

Die Nichtbeachtung dieser Anweisungen kann Verletzungen oder Sachschäden zur Folge haben.

RISCHIO DI TAGLIO
- Conservare i prodotti in un'area dedicata e contrassegnata.
- Indossare protezioni individuali adeguate per la manipolazione e l'installazione dei prodotti (guanti, giacche a manica lunga, pantaloni, calzature antinfortunistiche, elmetto, occhiali protettivi).

Il mancato rispetto di queste istruzioni può provocare infortuni o danni alle apparecchiature.

RISCO DE CORTE
- Armezene os produtos numa área dedicada e assinalada.
- Use equipamento de protecção pessoal quando manusear e instalar os produtos (luvas, casaco de mangas compridas, calças, calçado de segurança, capacete, óculos de protecção).

A não observância destas instruções pode provocar ferimentos pessoais, ou danos no equipamento.

割伤危险
- 请在标明的专门区域存储本产品。
- 搬运和安装产品时请穿戴个人 防 护装备（手套、长袖夹克、 长裤、安全鞋、头盔、护目镜）。

不遵循上述说明可能导致人身伤害或设备损坏。

РИСК ПОРЕЗОВ
- Храните изделия в специальном месте с маркировкой.
- Надевайте средства персональной защиты при погрузке-разгрузке и установке изделий (перчатки, куртку с длинными рукавами, брюки, защитную обувь, каску, защитные очки).

Несоблюдение этих инструкций может привести к травме или повреждению оборудования.

⚠ CAUTION / ATTENTION / ATENCIÓN / VORSICHT / ATTENZIONE / CUIDADO / 小心 / ВНИМАНИЕ

HAZARD OF EQUIPMENT DAMAGE
Do not climb, sit, or walk on the products.

Failure to follow these instructions can result in injury or equipment damage.

RISQUE DE DOMMAGES MATÉRIELS
Ne grimpez pas, ne vous asseyez pas et ne marchez pas sur les produits.

Le fait de ne pas suivre ces instructions peut endommager l'équipement.

PELIGRO DE DAÑO AL EQUIPO
No suba a los productos, no se siente en ellos ni camine sobre ellos.

El incumplimiento de estas instrucciones podría provocar daños en el equipo.

GEFAHR EINER BESCHÄDIGUNG DES GERÄTS
Klettern, sitzen und laufen Sie nicht auf den Geräten.

Eine Nichtbeachtung dieser Anweisungen kann zu Schäden an der Ausrüstung führen.

PERICOLO DI DANNEGGIAMENTO DELL'APPARECCHIATURA
Non salire, sedersi o camminare sui prodotti.

Il mancato rispetto di queste istruzioni può provocare danni alle apparecchiature.

PERIGO DE DANOS NO EQUIPAMENTO
Não suba, não se sente nem caminhe sobre os produtos.

O não cumprimento destas instruções pode resultar em danos no equipamento.

可能有设备损坏的风险
请勿在产品上攀爬、蹲坐或行走。

不遵循上述说明可能导致设备损坏。

ОПАСНОСТЬ ПОВРЕЖДЕНИЯ ОБОРУДОВАНИЯ
Запрещается взбираться на изделия, сидеть или ходить на них.

Несоблюдение данных инструкций может привести к повреждению оборудования.

P5-P7
P8
P8
P9
P10-P11
P12
KEV0400EP2400W
KEV0400ES1B
P13
KEV0400CP2400B
KEV0400TS1B
P14
P16-P18
KEV0400SR2400
P18
KEV0400SB1
P19
KEV0400FS1
P20
KEV0400SC2400W
P21-P22
KEV0400TR1200W
KEV0400TR2400W
KEV0400CO1W
P23
KEV0400EC1W
P24
KSA●●●AB4
KEV0400FP1
P25-P27
KSA●●●ED●●●●
KSA400AF1
P28
KEV0400FP1
P29-P30
KSA80EZ5
KEV0400SE1
P30-P32
KSB●●CM●●
KSB●●CP
KSB●●SM●●
KSB●●●SM●●●
P33-P34
KEV0400BV1B
KEV0400BP1000B
P35-P36
KEV0400CS1
P37-P41

1 Required for Installation / Nécessaire pour l'installation / Necesario para la instalación / Erforderliches Material für die Installation / Richiesto per l'installazione / Necessário para a instalação / 必备安装工具 / Инструменты и материалы, необходимые для монтажа

KEV0400EP2400W

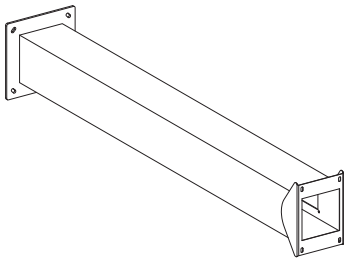

KEV0400ES1B

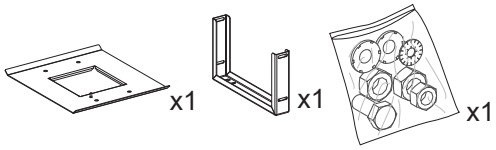

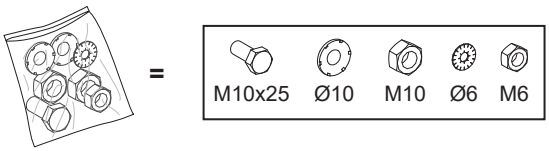

KEV0400CP2400B

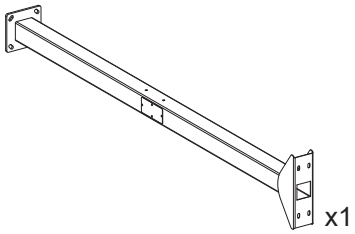

KEV0400TS1B

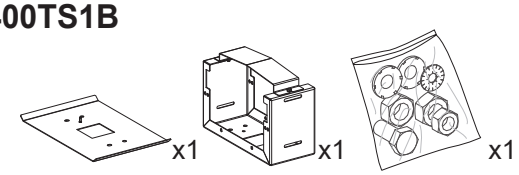

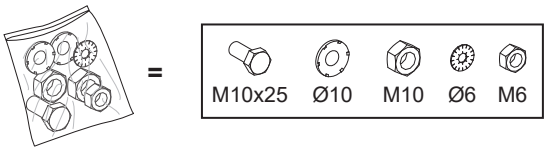

KEV0400SE1

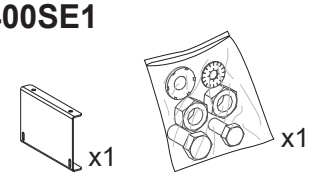

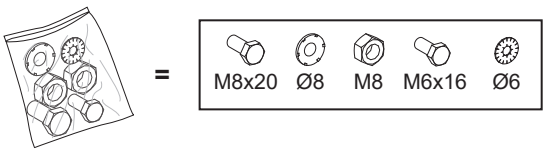

KEV0400SR2400

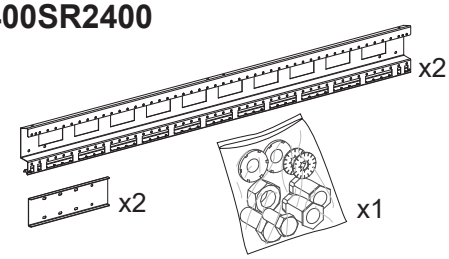

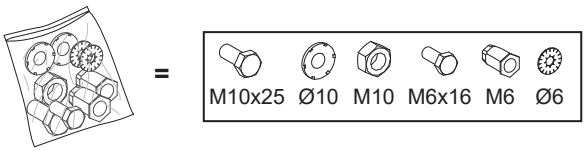

KEV0400SC2400W

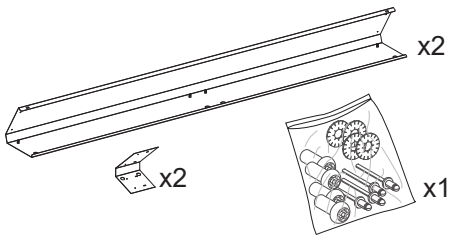

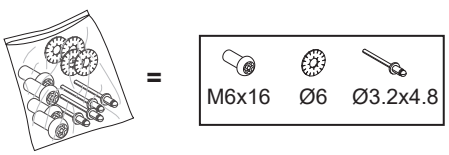

KEV0400FS1

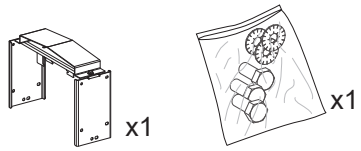

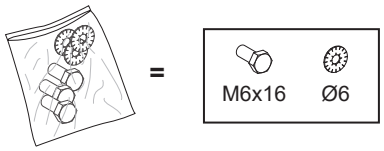

KEV0400FP1

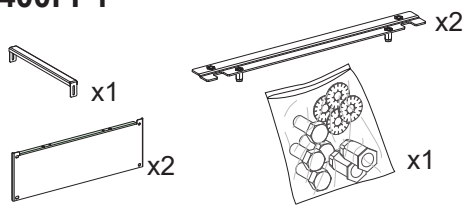

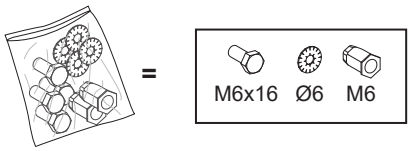

KEV0400SB1

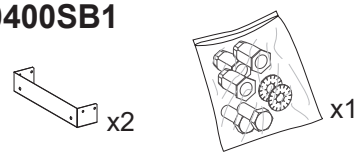

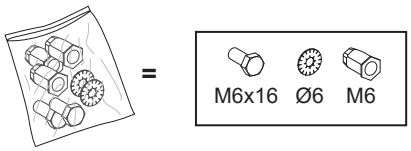

KEV0400EC1W

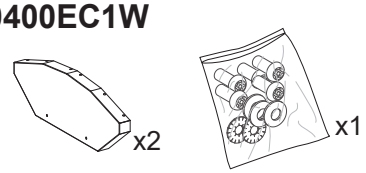

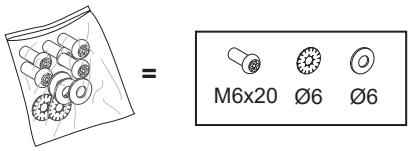

KEV0400BP1000B

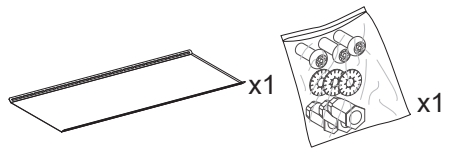

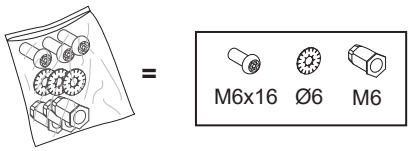

KEV0400BV1B

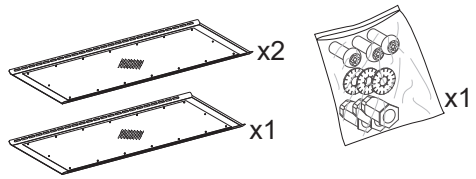

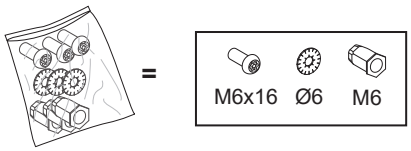

KEV0400TR2400W

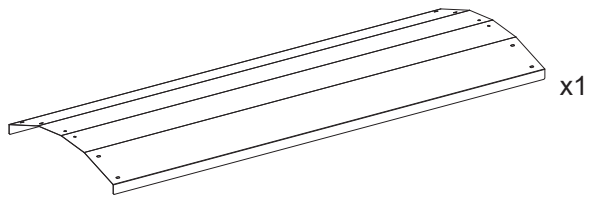

KEV0400CO1W

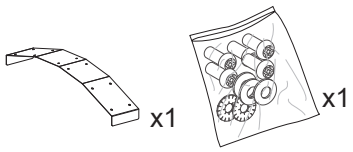

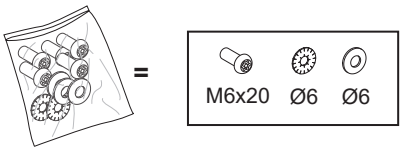

KEV0400TR1200W

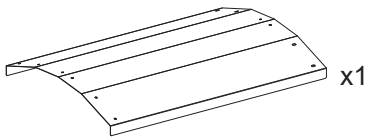

KEV0400CS1

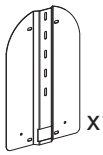
x1


x1


=

Ø6

KSA80EZ5

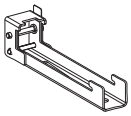

KSA●●●ED●●●●

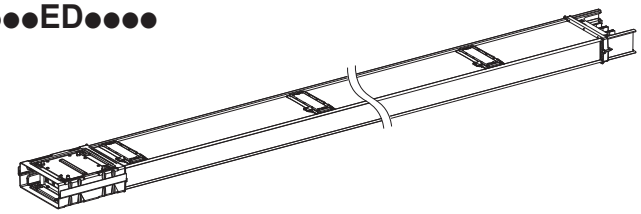

KSB●●CM●●
KSB●●CP
KSB●●SM●●
KSB●●●SM●●●

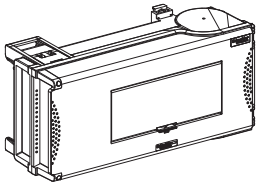

KSA●●●AB4

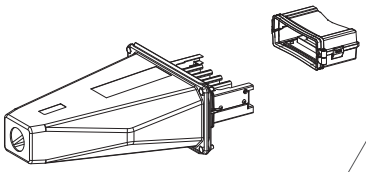

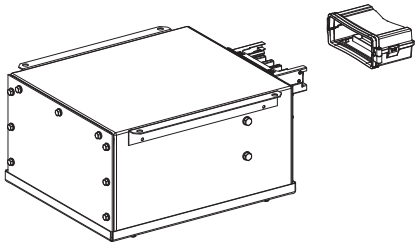

KEV0400SR1200

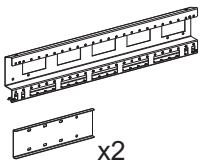
x2

x2

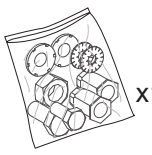
x1


=

M6x16 M6 Ø6 M10x25 Ø10 M10

KEV0400SC1200W

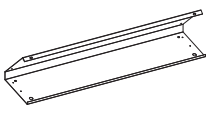
x2

x2

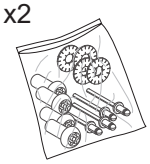
x1

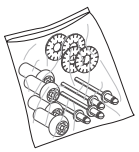
=

M6x16 Ø6 Ø3x4.8

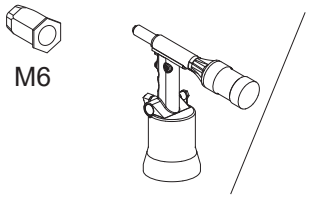

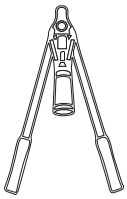
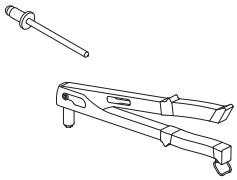
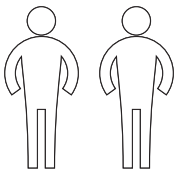
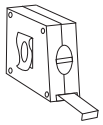
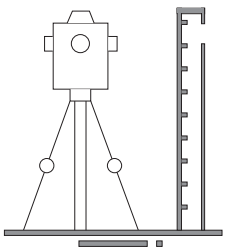

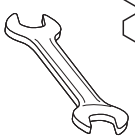

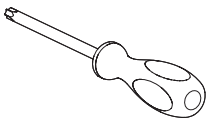

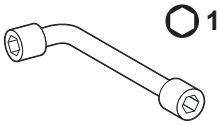


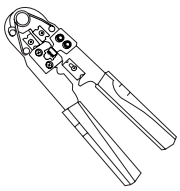
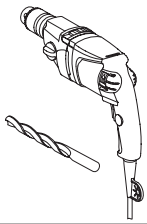


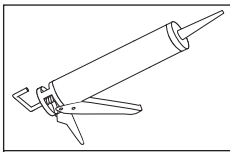

	-40 °C ... +80 °C
	White / Blanc / Blanco / Weiß / Bianco / Branco / 白色 / Белый
Application / Application / Aplicación / Anwendung / Applicazione / Aplicação / 应用 / Применение	Metal surface / Surface métallique / Superficie metálica / Metalloberfläche / Superficie metallica / Superfície metálica / 金属表面 / Металлическая поверхность
	

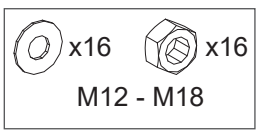

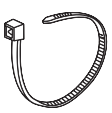

en Always use specified tools for assembly and maintenance.
fr Utilisez toujours les outils spécifiés pour l'assemblage et la maintenance.
es Utilice siempre las herramientas especificadas para el montaje y el mantenimiento.
de Verwenden Sie stets die angegebenen Werkzeuge für die Montage und Wartung.
it Utilizzare sempre utensili specifici per l'assemblaggio e la manutenzione.
pt Utilize sempre as ferramentas especificadas para montagem e manutenção.
zh 组装和维护时请务必使用指定工具。
ru Обязательно используйте указанные инструменты для сборки и технического обслуживания.

2 Dimensions / Dimensions / Dimensiones / Abmessungen / Misure d'ingombro / Dimensões / 尺寸 / Размеры

mm

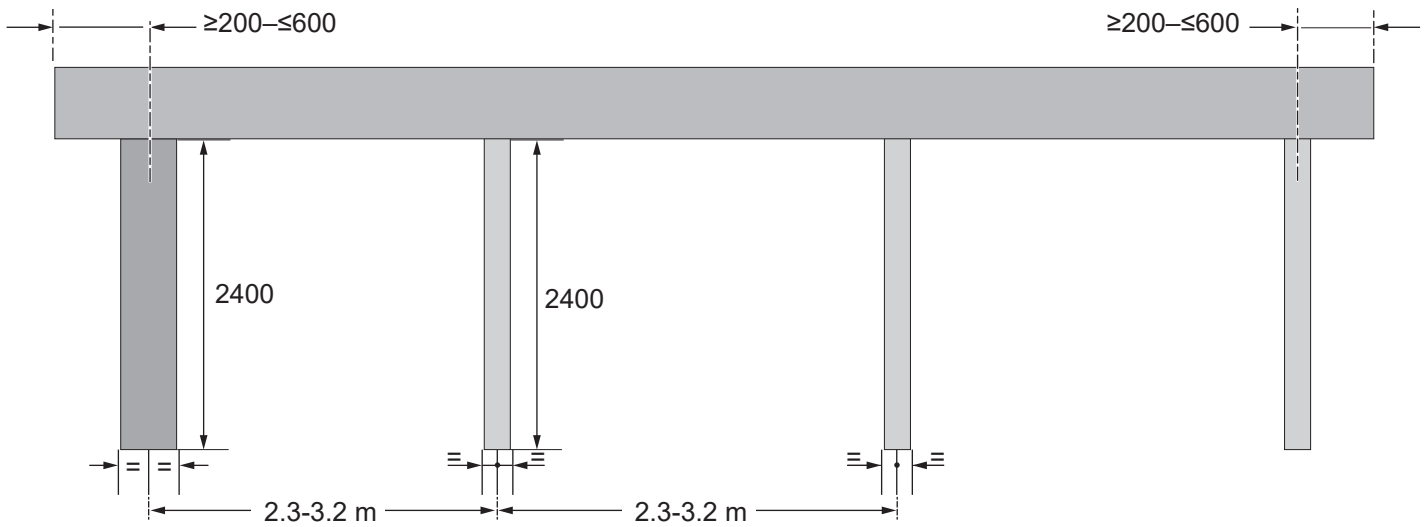

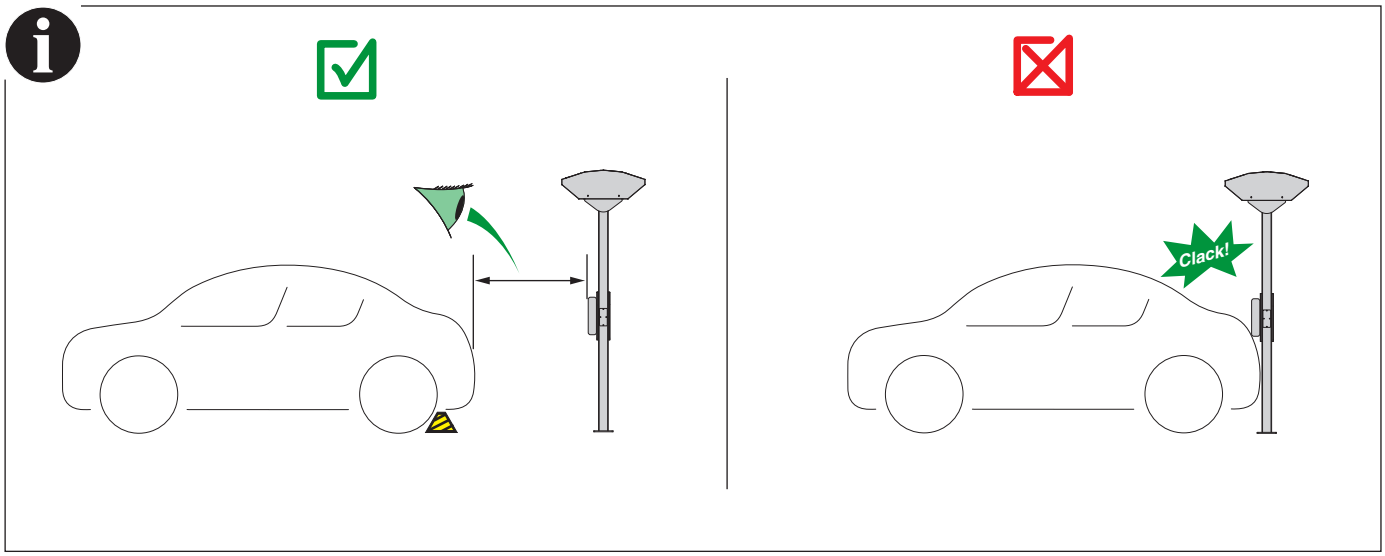

3 Civil Works / Génie civil / Obras públicas / Bauarbeiten / Opere civili / Obras públicas / 土建工程 / Гражданское строительство

Note: ● The installation site must be clean. ● The system is suitable for flat surfaces with a tolerance of 2 cm/10 m (4 places) with a maximum of 7 cm for the complete length. In case of higher angle or slope, please contact local support. ● Choose either a precast concrete or construct a custom-made concrete structure based on the soil condition. ● The mentioned foundation size is for reference only, the civil engineer will determine the final size based on soil conditions.	**Remarque:** ● Le site d'installation doit être propre. ● TLe système est adapté aux surfaces planes, avec une tolérance de dénivelé de 2 cm par 10 m (4 endroits) qui ne peut dépasser 7 cm sur l'ensemble de la longueur. En cas d'angle ou de pente plus important(e), contactez votre support technique local. ● Optez pour un béton préfabriqué ou construisez une structure en béton sur mesure en fonction de l'état du sol. ● La taille mentionnée pour la fondation est fournie à titre indicatif. L'ingénieur déterminera la taille finale en fonction de l'état du sol.	**Hinweis:** ● El sitio de instalación debe estar limpio. ● El sistema es adecuado para superficies planas con una tolerancia de 2 cm/10 m (4 sitios) y un máximo de 7 cm para la longitud completa. Si hay un ángulo o una pendiente más altos, póngase en contacto con la asistencia local. ● Elija un hormigón prefabricado o construya una estructura de hormigón a medida en función de las condiciones del suelo. ● El tamaño de la base mencionado es solo una referencia: el ingeniero de obras públicas determinará el tamaño final en función de las condiciones del suelo.	**Note:** ● Der Installationsort muss sauber sein. ● Das System eignet sich für flache Oberflächen mit einer Toleranz von 2 cm / 10 m (4 Stellen) bei maximal 7 cm über die Gesamtlänge. Bei einem größeren Winkel bzw. einer größeren Neigung wenden Sie sich bitte an den örtlichen Kundendienst. ● Verwenden Sie Betonfertigteile oder fertigen Sie eine maßgeschneiderte Betonkonstruktion auf der Grundlage des Bodengegebenheiten an. ● Die angegebene Fundamentgröße dient nur als Referenz, der Bauingenieur bestimmt die endgültige Größe anhand der Bodenbedingungen.
Nota: ● Il sito di installazione deve essere pulito. ● Il sistema è idoneo per superfici piane con una tolleranza di 2 cm/10 m (4 posizioni) con un massimo di 7 cm per la lunghezza completa. In caso di angolo o pendenza più elevati, rivolgersi al supporto locale. ● Scegliere un calcestruzzo prefabbricato o costruire una struttura di calcestruzzo su misura in base alle condizioni del suolo. ● Le dimensioni delle fondazioni citate sono solo di riferimento, l'ingegnere civile determinerà le dimensioni finali in base alle condizioni del suolo.	**Nota:** ● O local de instalação deve estar limpo. ● O sistema é adequado para superfícies planas com uma tolerância de 2 cm/10 m (4 lugares) com um máximo de 7 cm para todo o comprimento. Em caso de ângulo ou inclinação mais elevados, contacte o suporte local. ● Escolha um betão pré-fabricado ou construa uma estrutura de betão personalizada de acordo com as condições do solo. ● A dimensão da fundação referida é apenas de referência, o engenheiro civil determinará a dimensão final com base nas condições do solo.	**注:** ● 安装场所必须整洁。 ● 系统适用于平坦的表面，公差为 2 cm/10 m（4 处），全长最大不超过 7 cm。若安装位置存在更大的角度或斜度，请联系当地技术支持。 ● 选用预制混凝土，或者根据土质条件构筑定制混凝土结构。 ● 上述地基尺寸仅供参考，土木工程师会根据土质条件确定最终尺寸。	**Примечание:** ● Место установки должно быть чистым. ● Система пригодна для установки на плоских поверхностях с допуском 2 см/10 м (4 места) с максимальной длиной 7 см. В случае более высокого угла или уклона свяжитесь с местной службой поддержки. ● Выберите либо бетонную конструкцию заводского изготовления, либо постройте бетонную конструкцию в соответствии с индивидуальными требованиями, принимая во внимание состояние грунта. ● Размер упомянутого фундамента приводится исключительно для справочных целей, а окончательные размеры определяются инженером-строителем, исходя из состояния грунта.

mm

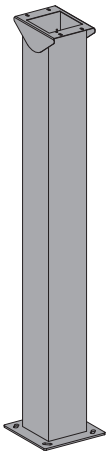

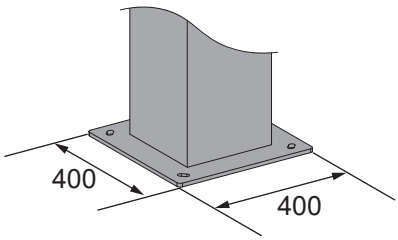

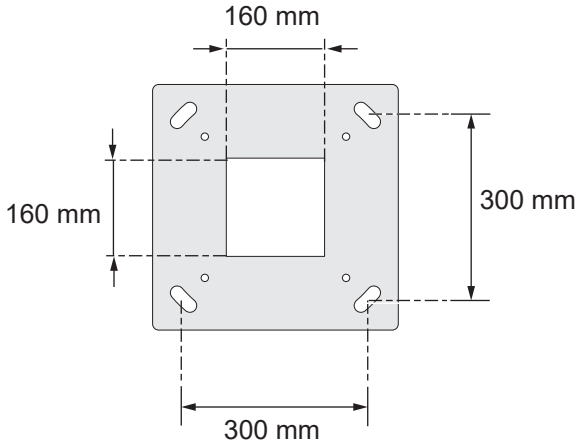

KEV0400EP2400W
KEV0400ES1B

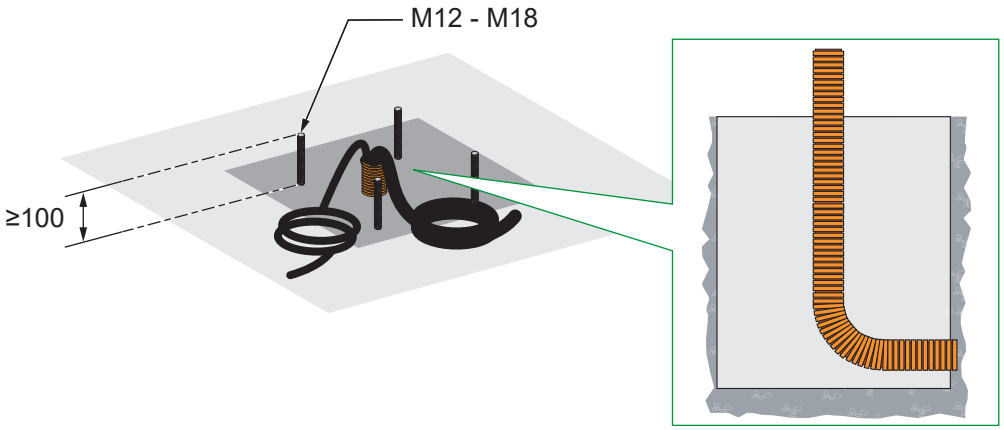

---

mm

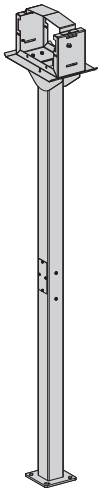

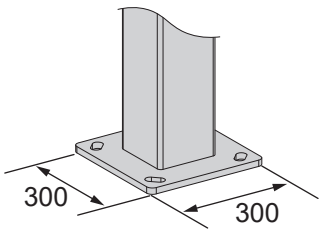

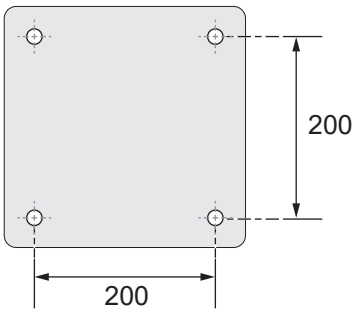

KEV0400CP2400B
KEV0400TS1B

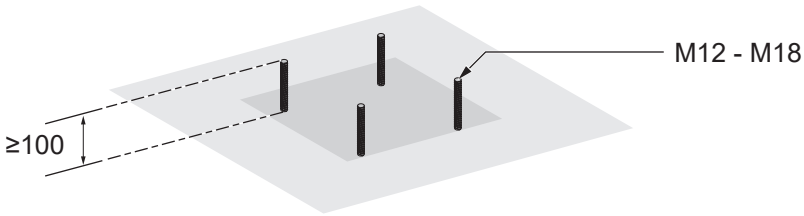

4.1 KEV0400EP2400W + KEV0400ES1B

		A	B
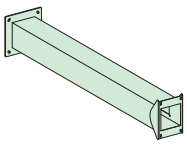	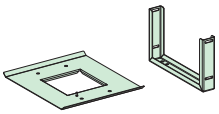	 x4 M10  x8 Ø10  x4 M10	 x1 Ø6  x1 M6
KEV0400EP2400W	**KEV0400ES1B**		

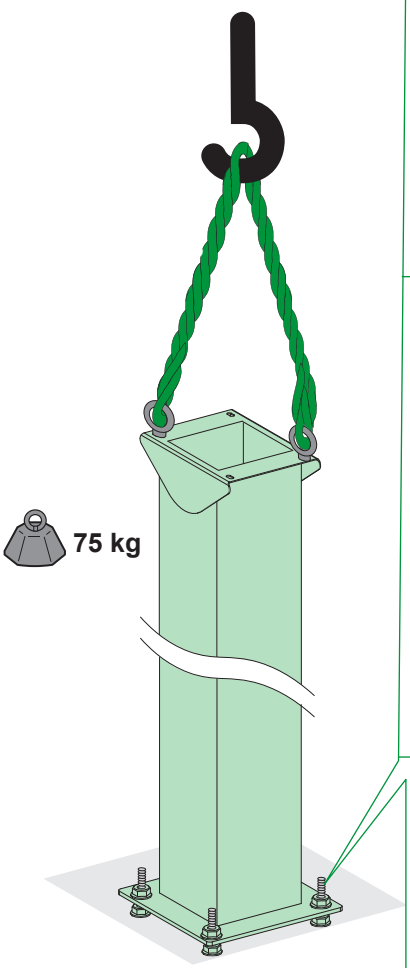

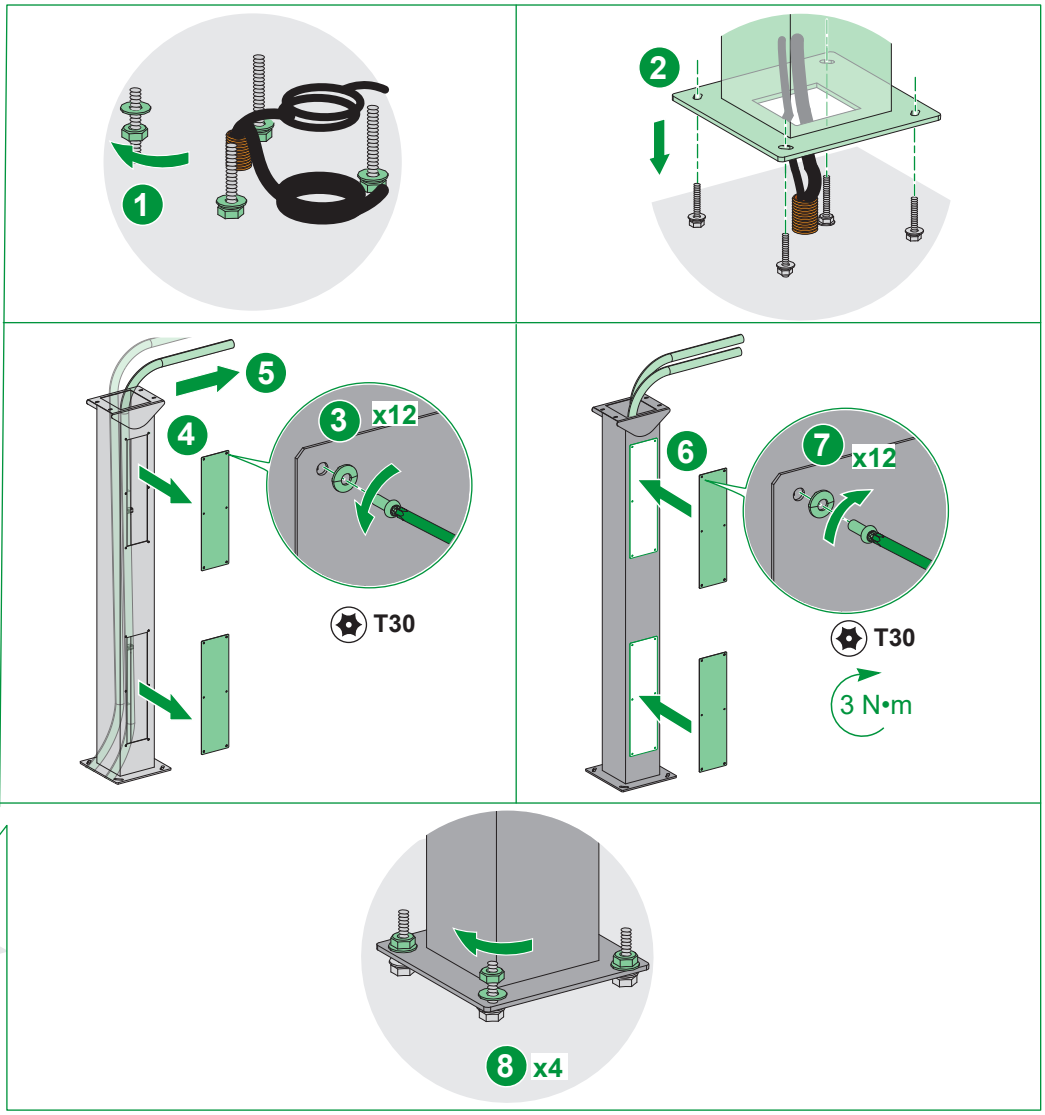

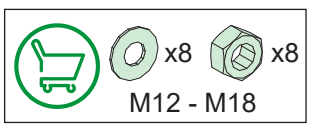

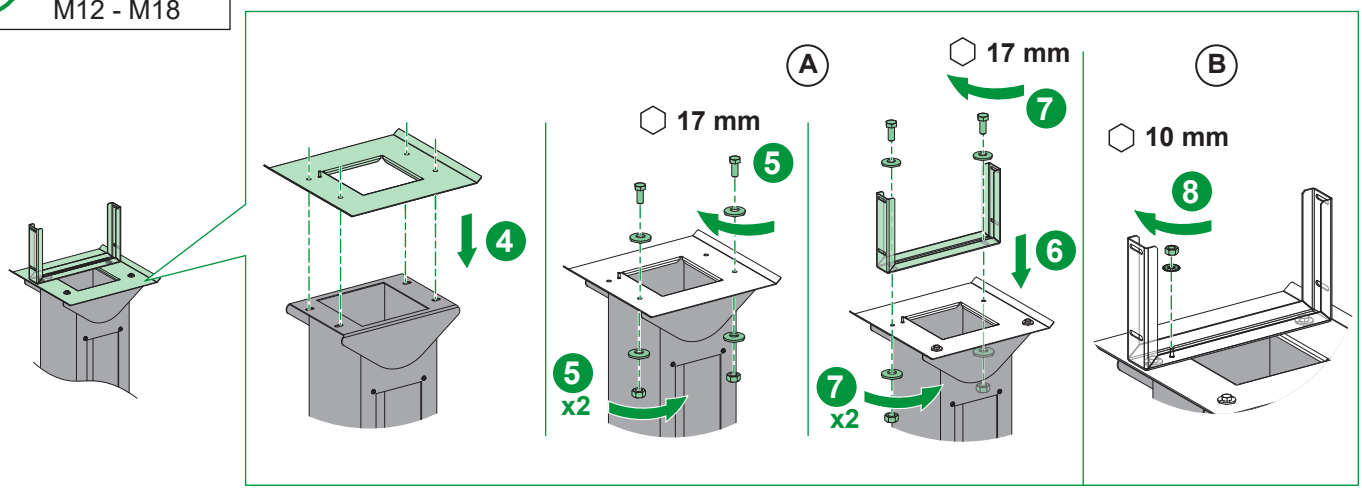

4.2 KEV0400CP2400B + KEV0400TS1B

		C	D
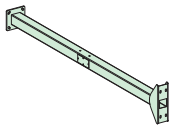	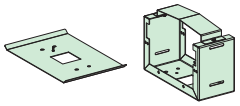	x4 M10 x8 Ø10 x4 M10	x1 Ø6 x1 M6
KEV0400CP2400B	**KEV0400TS1B**		

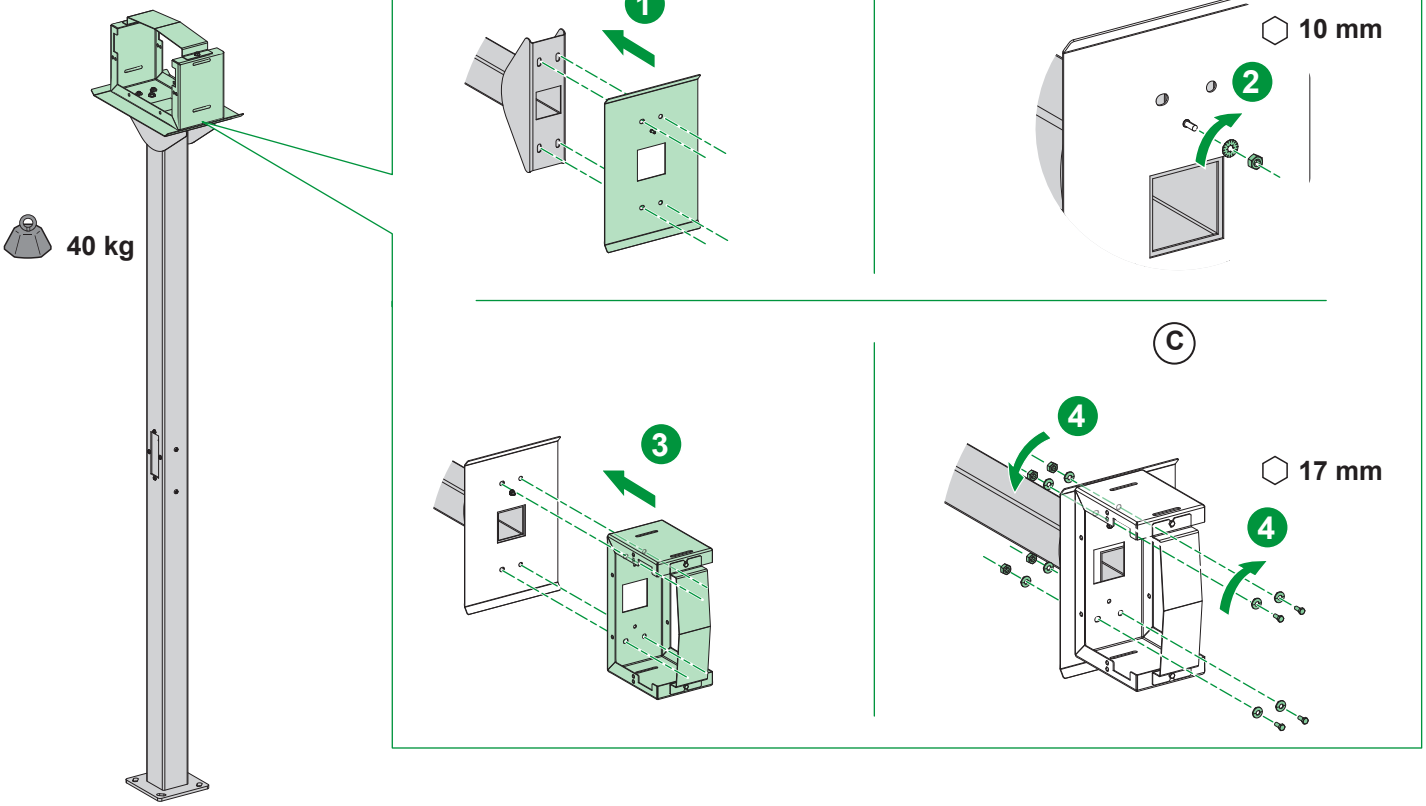

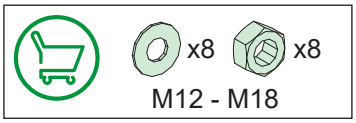

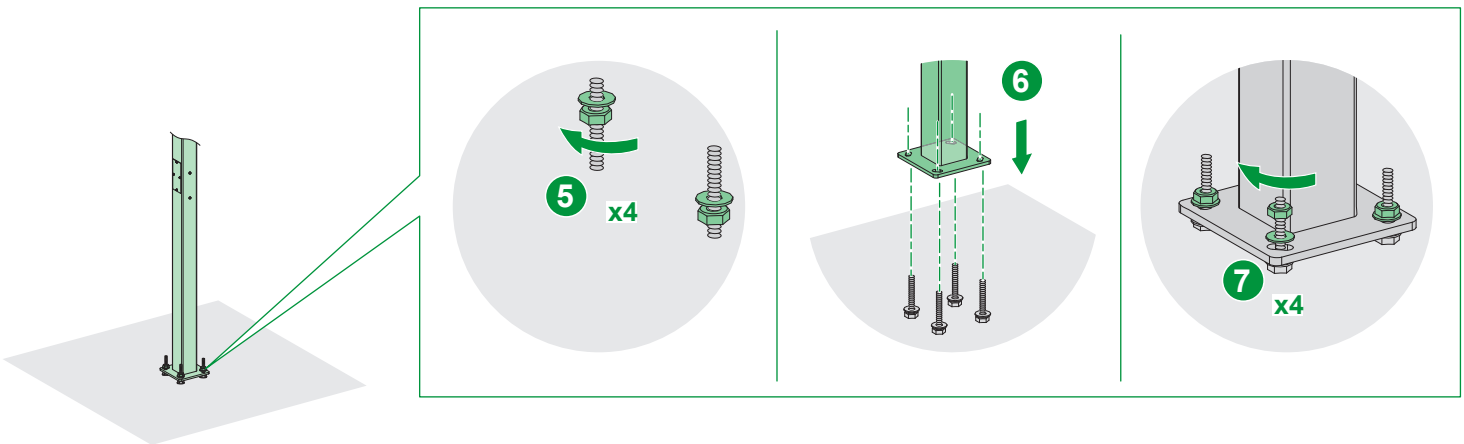



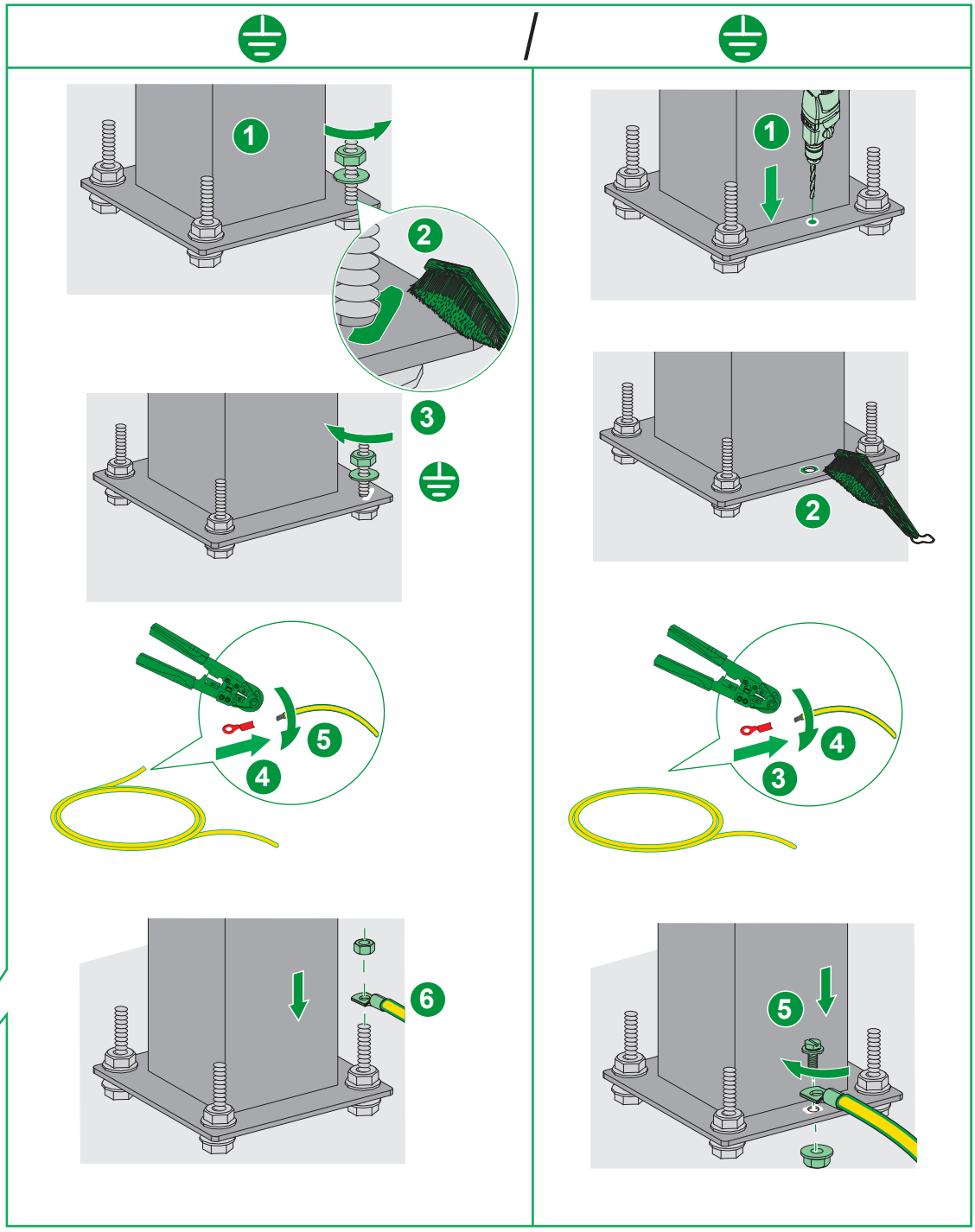

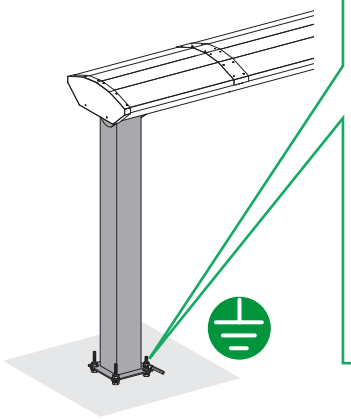

⚠⚠ DANGER / DANGER / PELIGRO / GEFAHR / PERICOLO / PERIGO / 危险 / ОПАСНО

HAZARD OF ELECTRIC SHOCK, EXPLOSION OR ARC FLASH Make sure to observe and apply the tightening torque as needed. **Failure to follow these instructions will result in death or serious injury.**	**RISQUE D'ÉLECTROCUTION, D'EXPLOSION OU D'ÉCLAIR D'ARC ÉLECTRIQUE** Veillez à respecter et appliquer le couple de serrage indiqué. **Le fait de ne pas suivre ces instructions entrainera des blessures graves, voire mortelles.**	**PELIGRO DE DESCARGA ELÉCTRICA, EXPLOSIÓN O DESTELLO POR ARQUEO** Asegúrese de observar y aplicar el par de apriete necesario. **El incumplimiento de estas instrucciones tendrá como resultado la muerte o lesiones graves.**	**GEFAHR VON ELEKTRISCHEM SCHLAG, EXPLOSION ODER LICHTBOGEN** Stellen Sie sicher, dass das Anzugsmoment bedarfsgerecht eingehalten und angewendet wird. **Eine Nichtbeachtung dieser Anweisungen hat Tod, schwere Verletzungen oder Schäden an der Ausrüstung zur Folge.**
RISCHIO DI FOLGORAZIONE, ESPLOSIONI O ARCO ELETTRICO Accertarsi di osservare e applicare la coppia di serraggio in base alle esigenze. **Il mancato rispetto di queste istruzioni provocherà morte o gravi infortuni.**	**RISCO DE ELECTROCUSSÃO, DE EXPLOSÃO, OU DE ARCO ELÉCTRICO** Certifique-se de que observa e aplica o binário de aperto conforme necessário. **O não cumprimento destas instruções resultará em morte e lesões graves.**	**电击、爆炸或弧闪的危险** 务必遵守扭矩要求并根据需要施加拧紧扭矩。 **未按说明操作将导致人身伤亡等严重后果。**	**ОПАСНОСТЬ ПОРАЖЕНИЯ ЭЛЕКТРИЧЕСКИМ ТОКОМ, ВЗРЫВА ИЛИ ВОЗНИКНОВЕНИЯ ДУГИ** Убедитесь в соблюдении и применении необходимого крутящего момента при затяжке резьбовых соединений. **Несоблюдение данных инструкций приводит к смерти или серьёзной травме.**

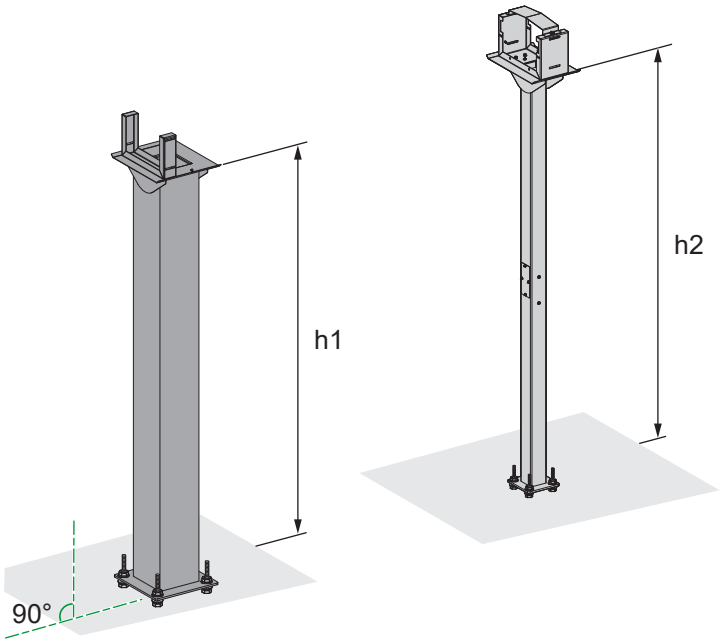

h1 = h2

h1 ≠ h2

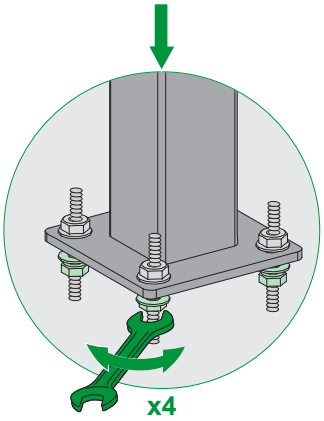

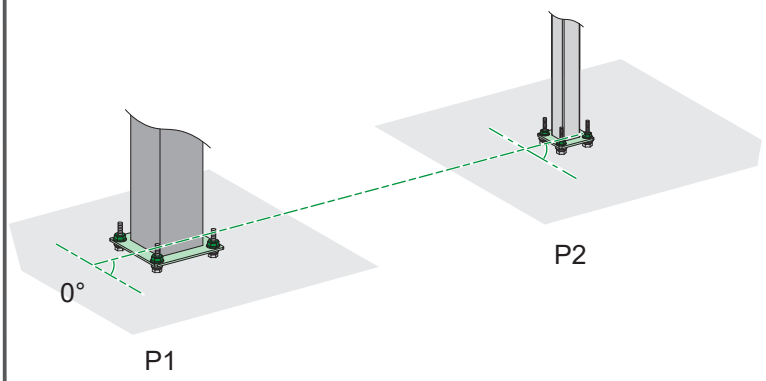

P1 = P2 = 0°

P1 ≠ P2 ≠ 0°

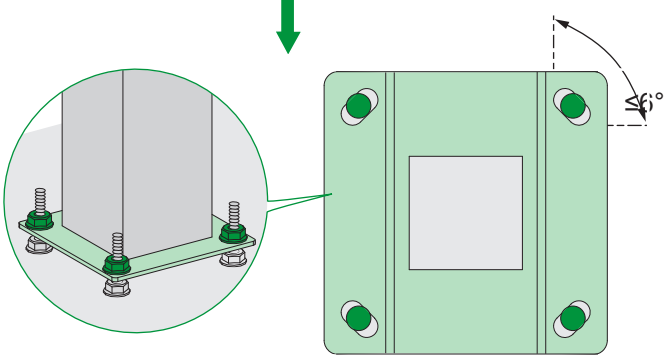

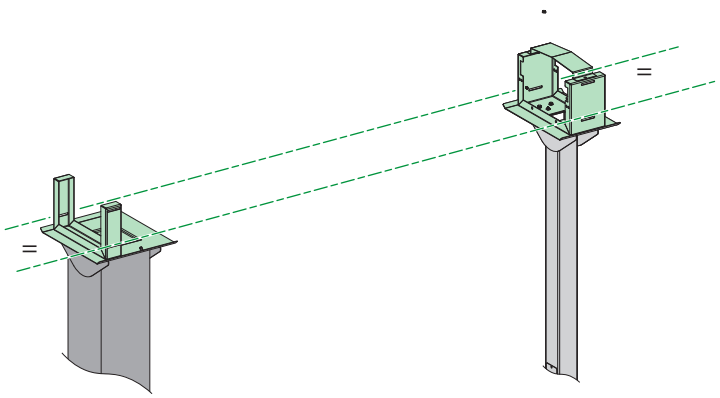

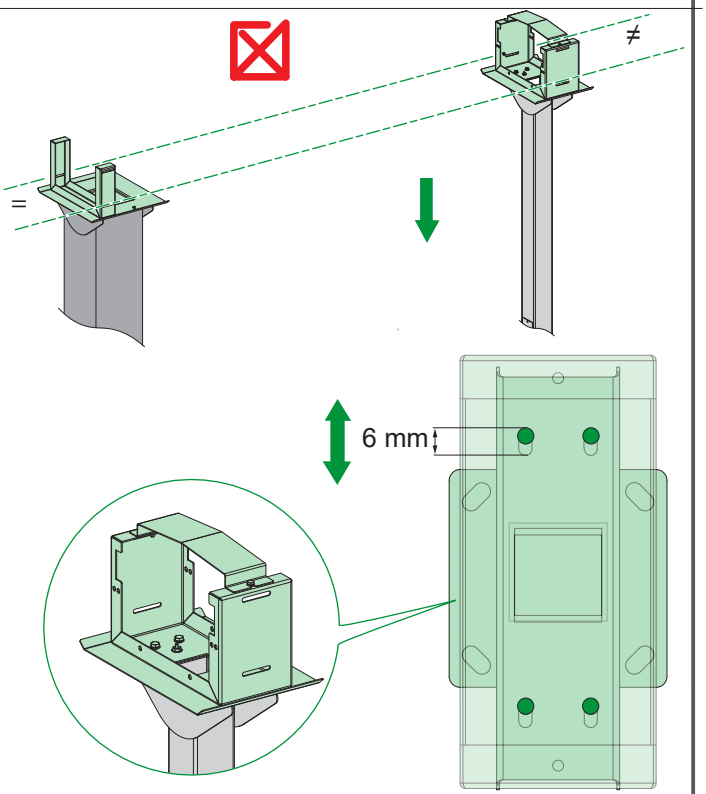

4.3 KEV0400SR2400

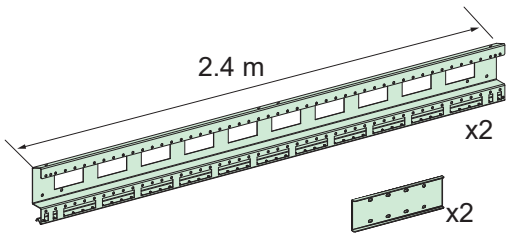

E	F
x16 M10	x4 M6
x32 Ø10	x4 Ø6
x16 M10	x4 M6

KEV0400SR2400

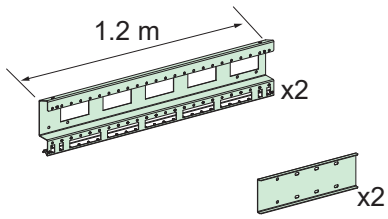

E	F
x16 M10	x4 M6
x32 Ø10	x4 Ø6
x16 M10	x4 M6

KEV0400SR1200

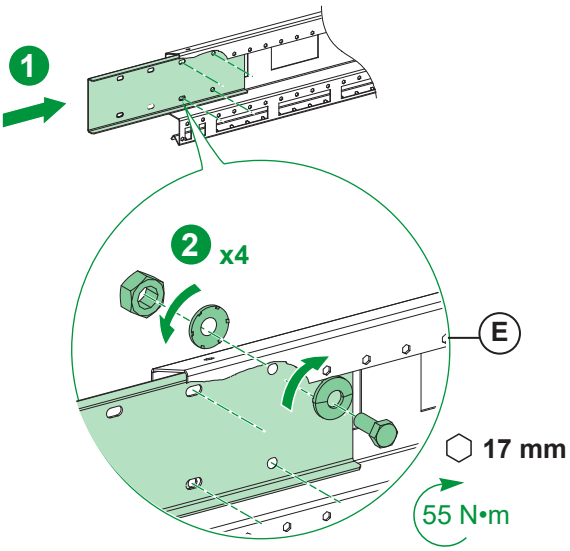

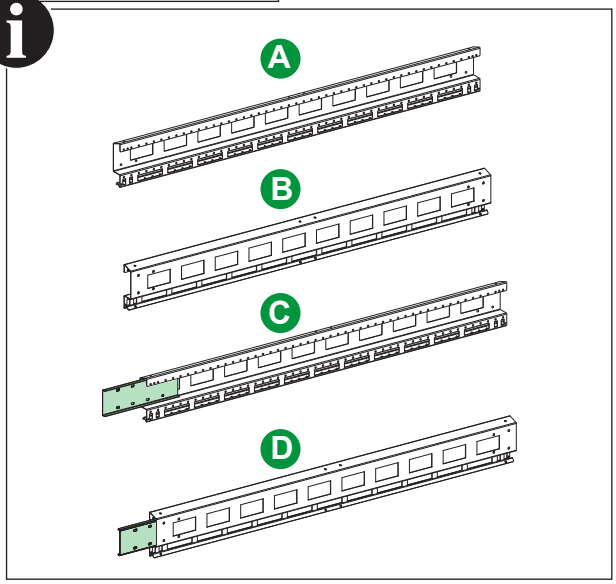

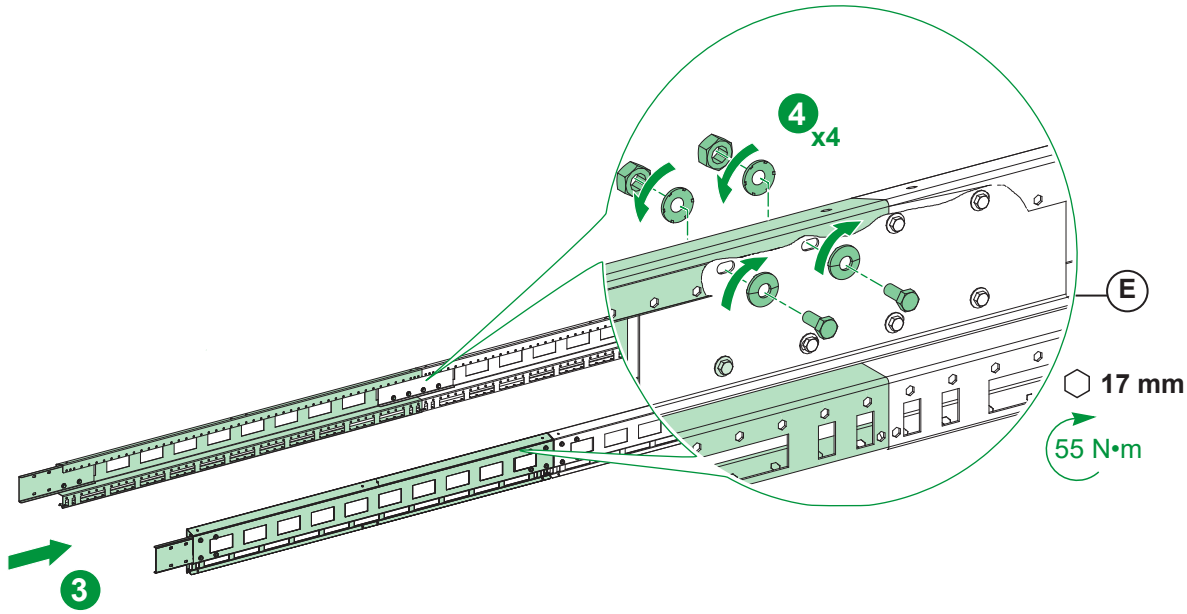

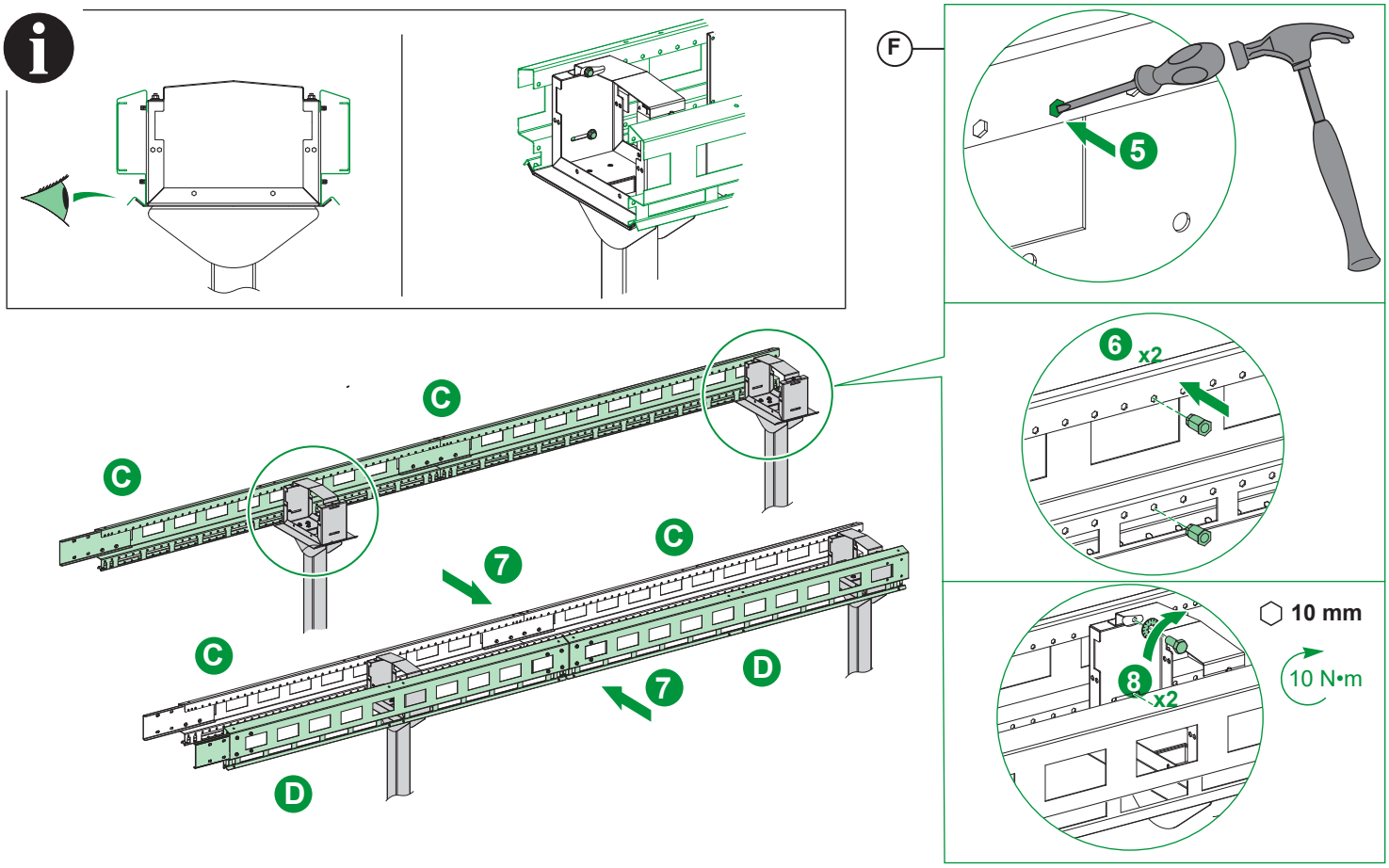
F
5
6 x2
C
C
C
C
7
7
D
D
8 x2
10 mm
10 N•m

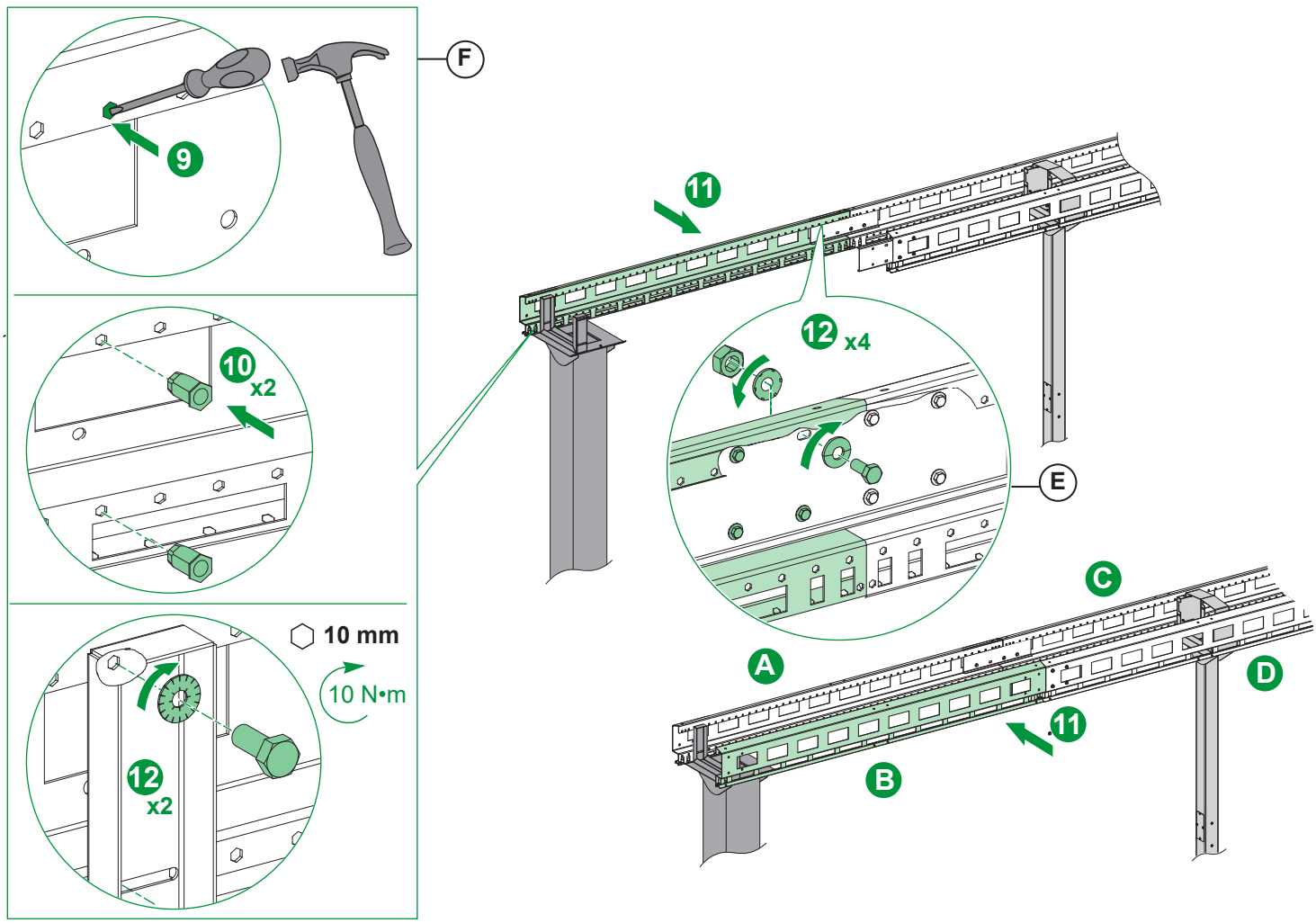
F
9
10 x2
12 x2
10 mm
10 N•m
11
12 x4
E
A
B
C
D
11

KEV0400SR1200

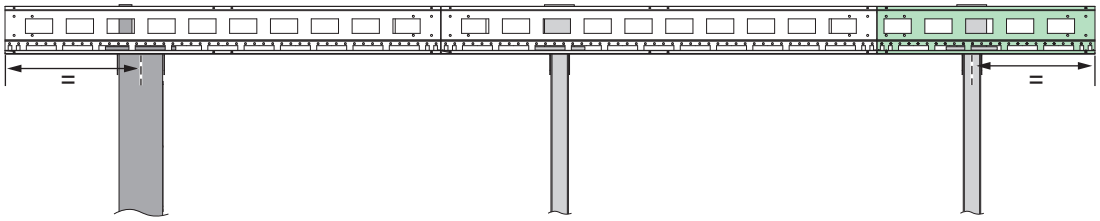

4.4 KEV0400SB1

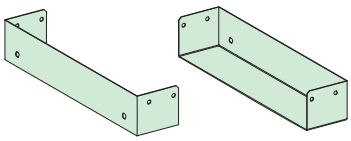

x8 M6 x8 Ø6 x8 M6

KEV0400SB1

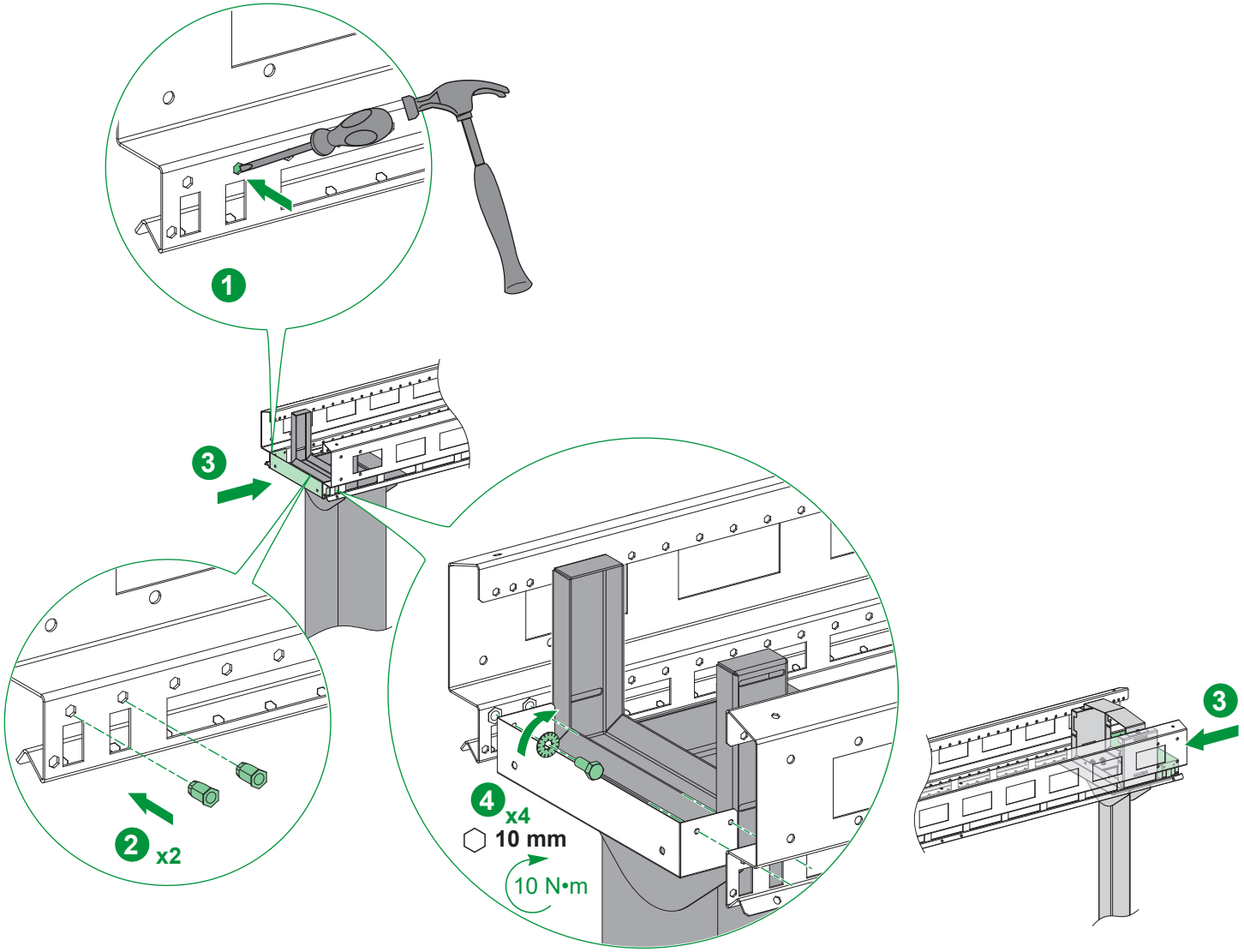

4.5 KEV0400FS1

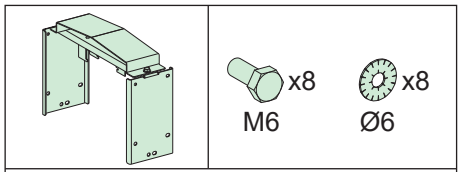

x8 M6

x8 Ø6

KEV0400FS1

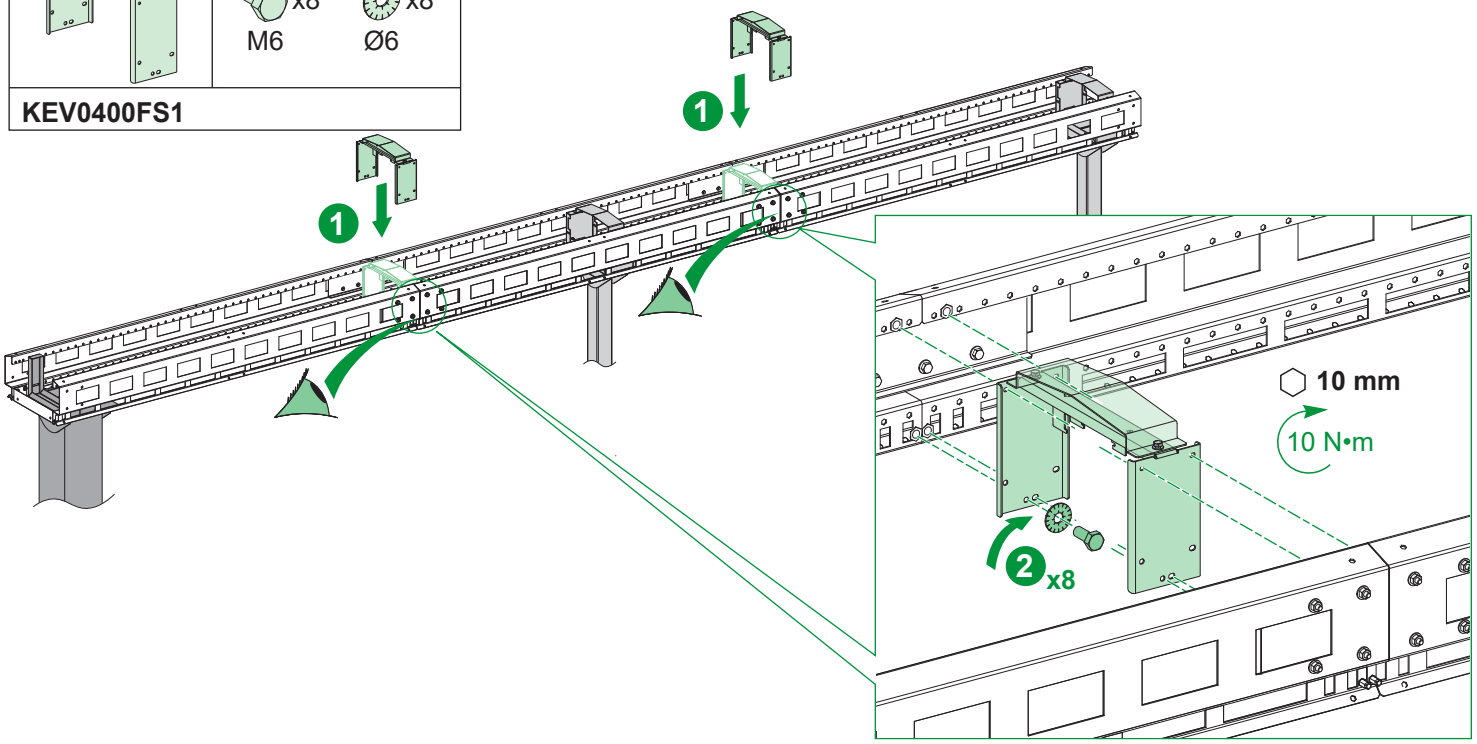

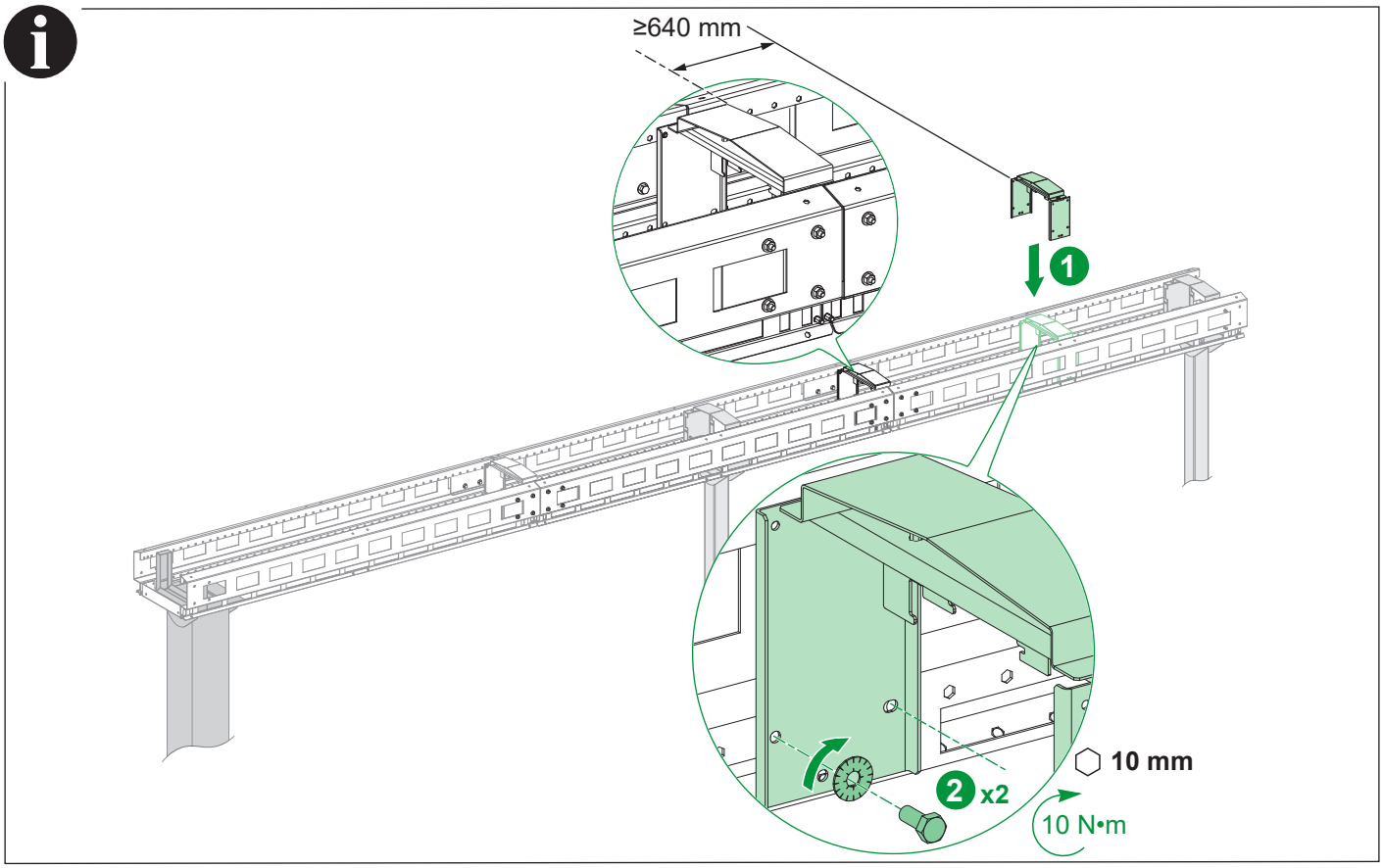

	T
M6	10 N.m
M8	28 N.m
M10	55 N.m

4.6 KEV0400SC1200W / KEV0400SC2400W

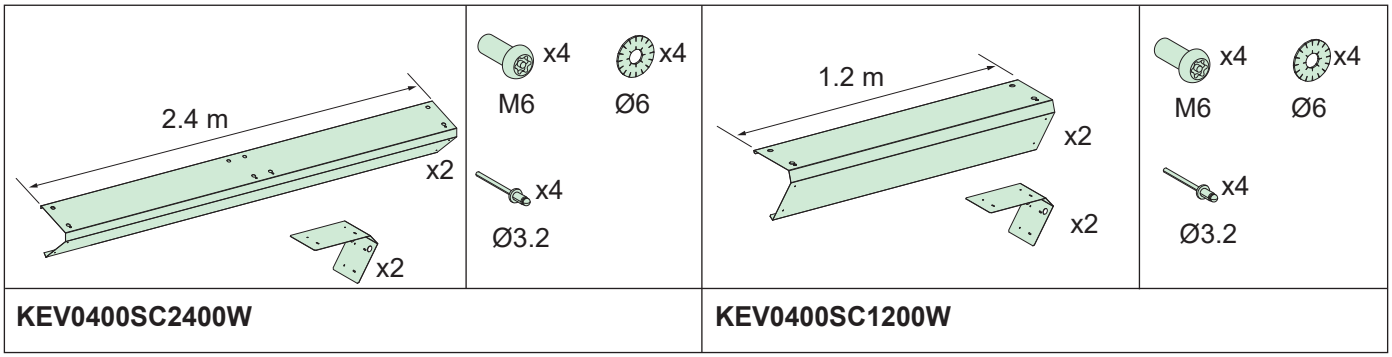

KEV0400SC2400W | **KEV0400SC1200W**

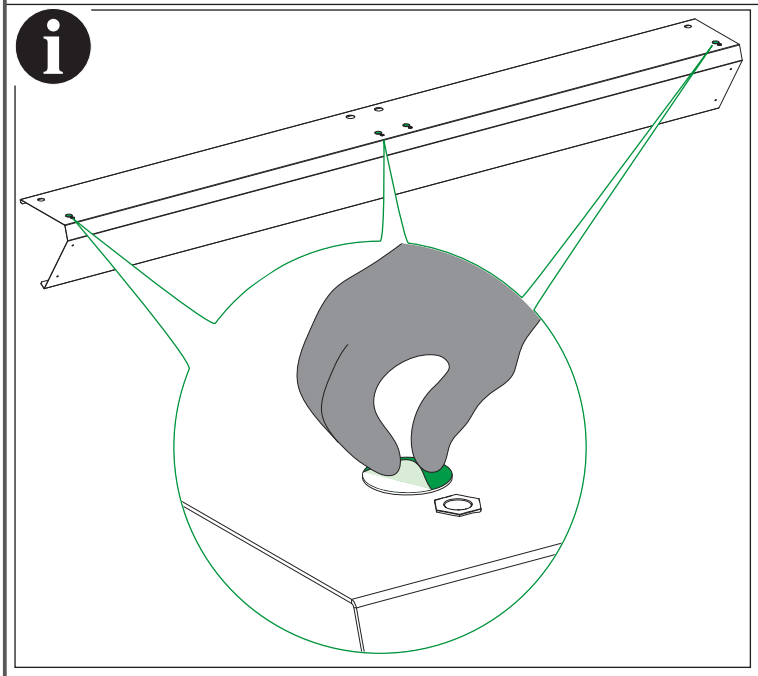

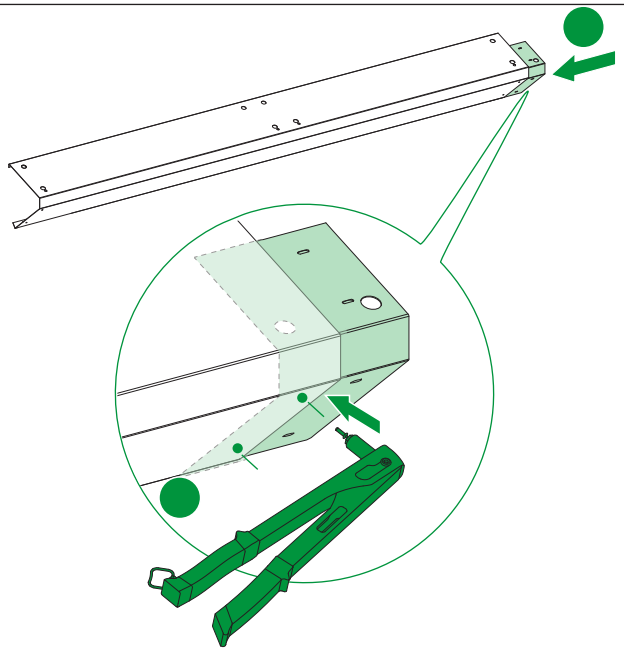

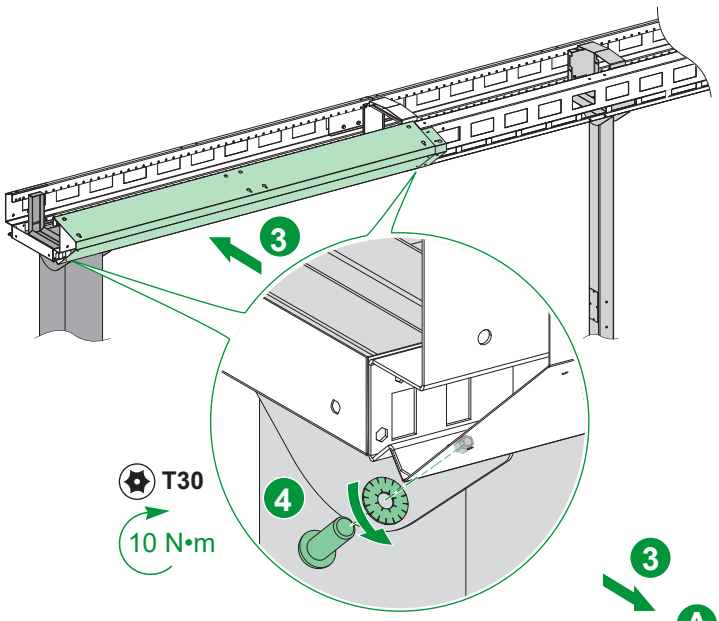

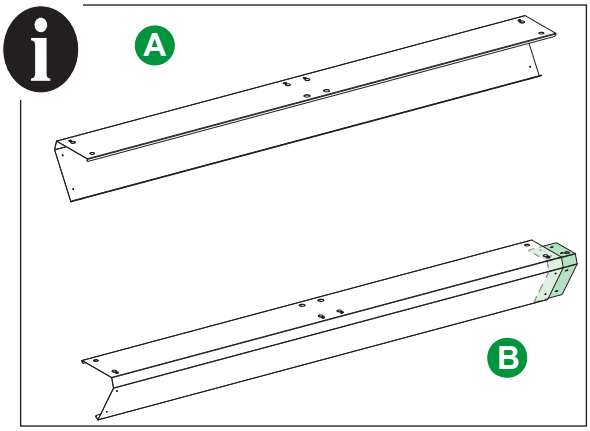

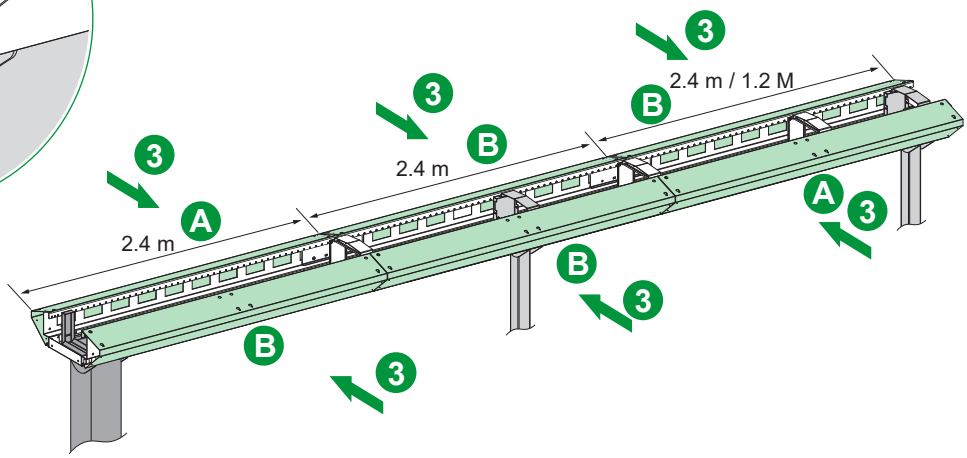

4.7 KEV0400TR1200W + KEV0400TR2400W + KEV0400CO1W

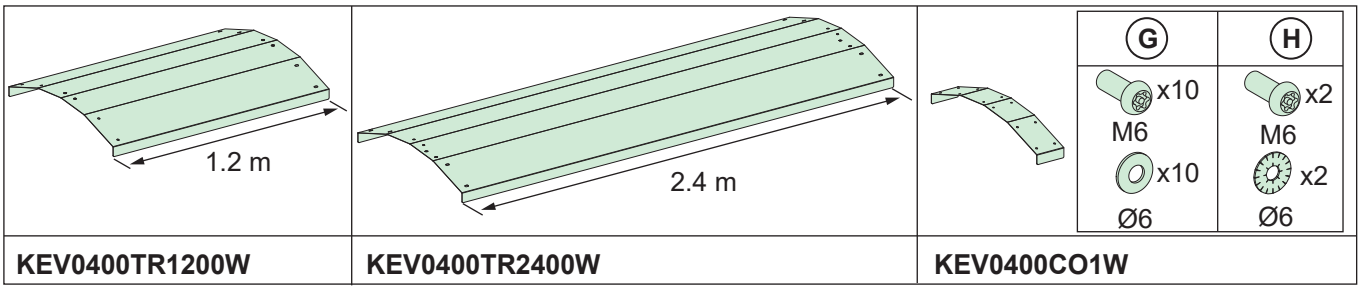

KEV0400TR1200W	KEV0400TR2400W	KEV0400CO1W

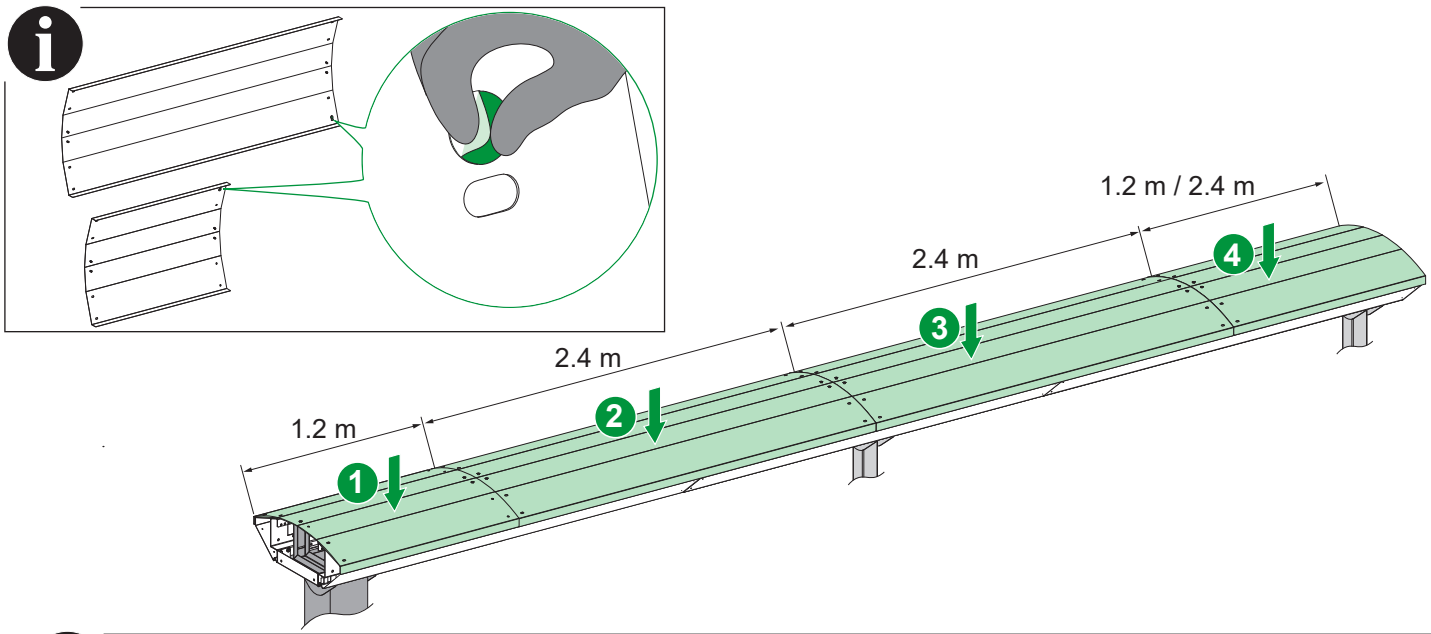

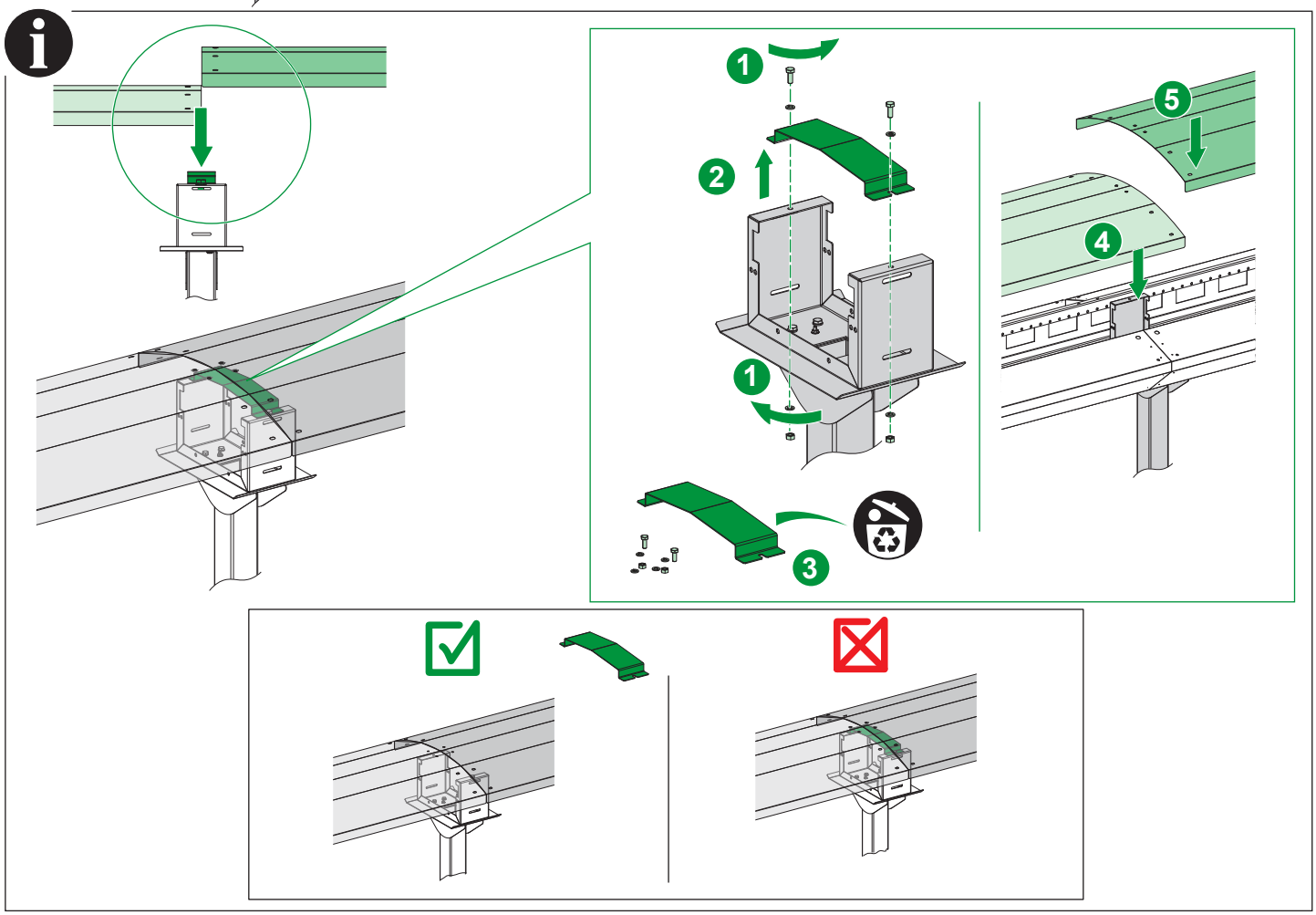

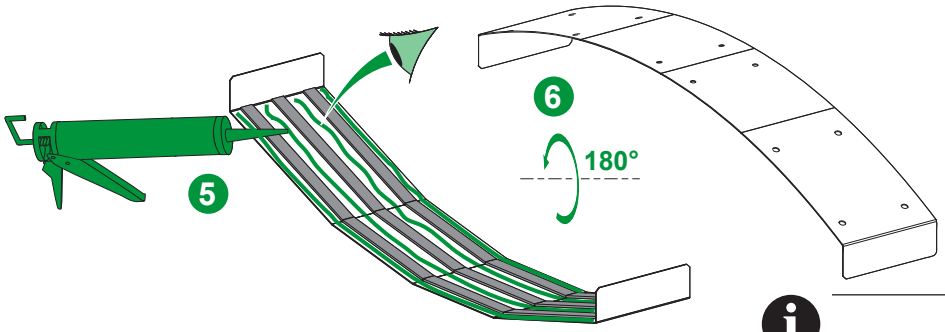
5
6
180°

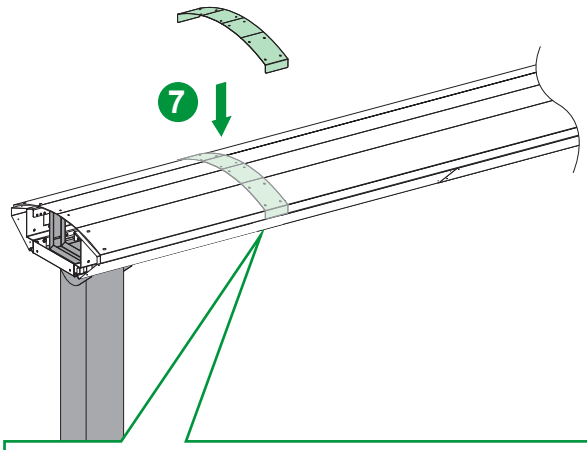
7

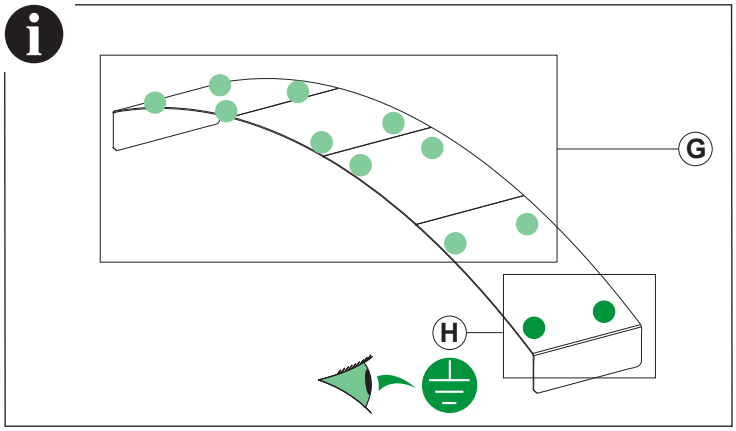
G
H

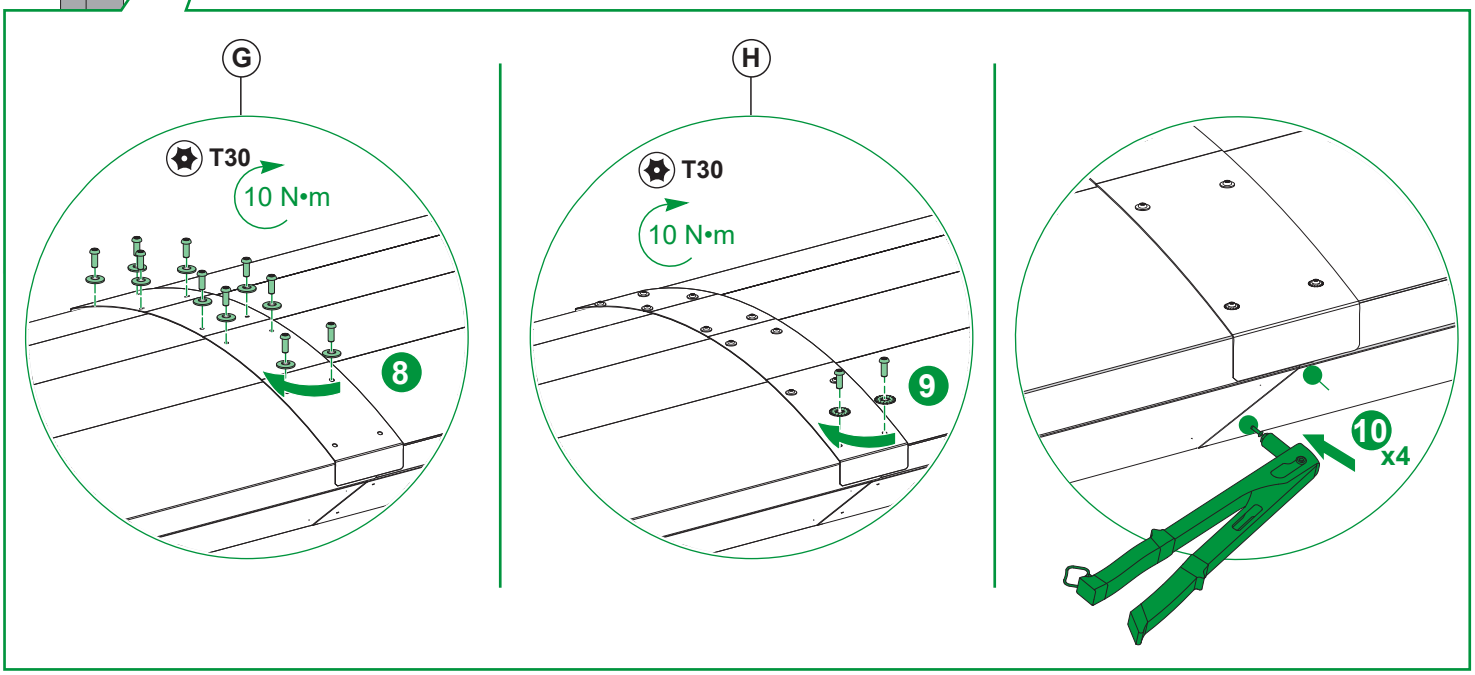
G
T30
10 N•m
8
H
T30
10 N•m
9
10
x4

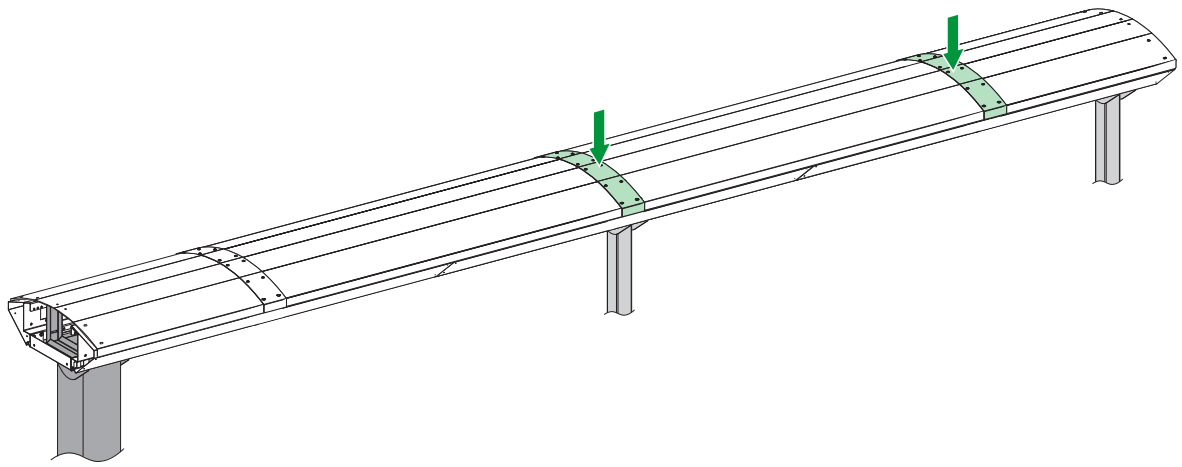

4.8 KEV0400EC1W

	J	K
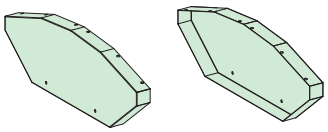	x12 M6 x12 Ø6	x4 M6 x4 Ø6
KEV0400EC1W		

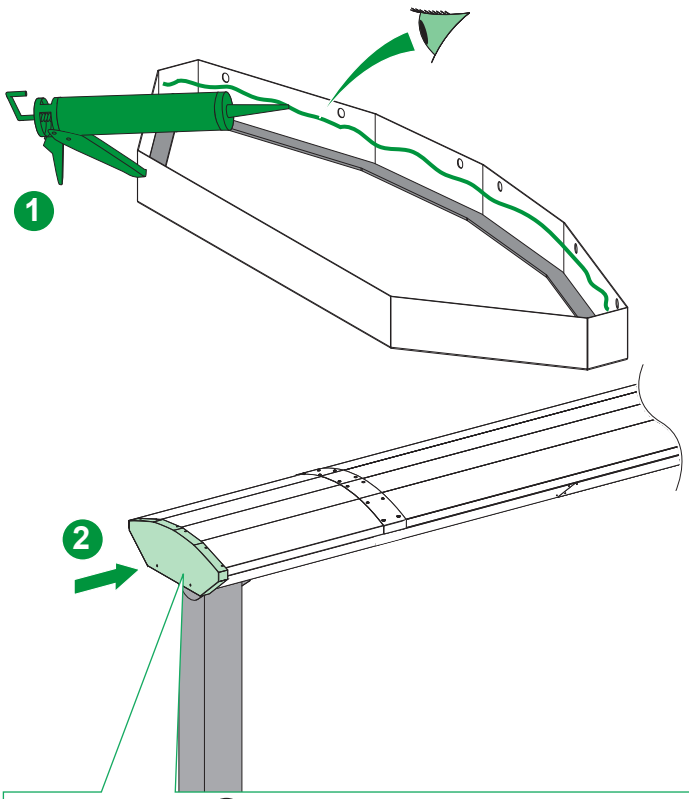

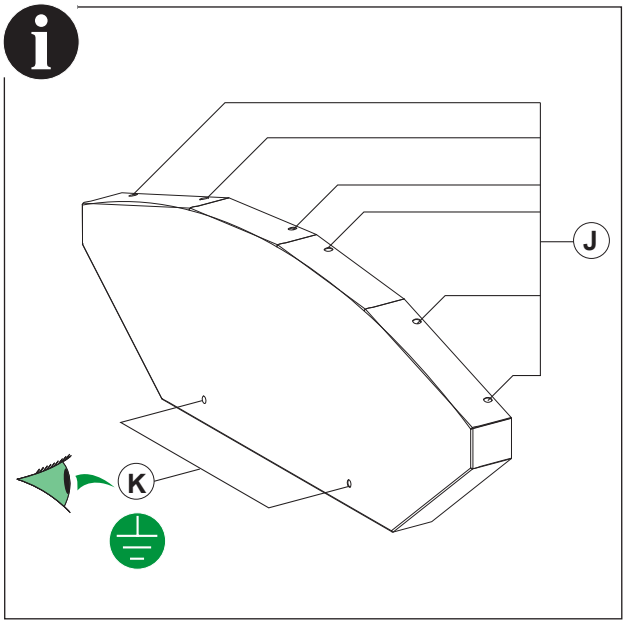

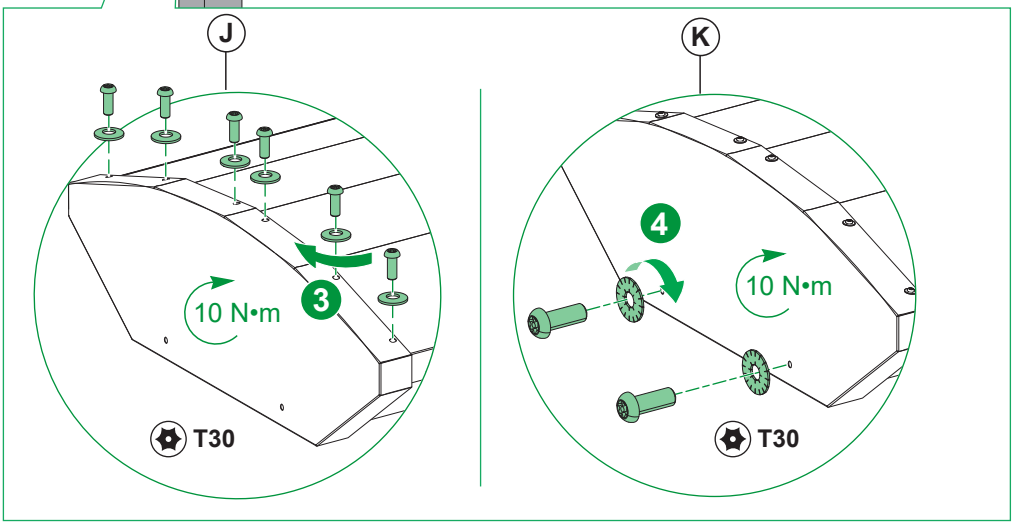

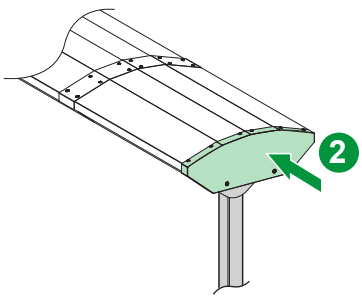

4.9 KSA●●●AB4 + KEV0400FP1

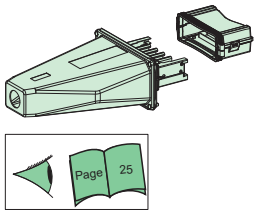

KSA100AB4

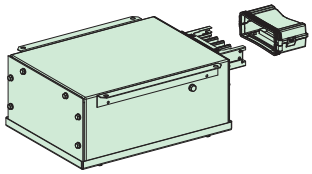

KSA250AB4
/ KSA400AB4

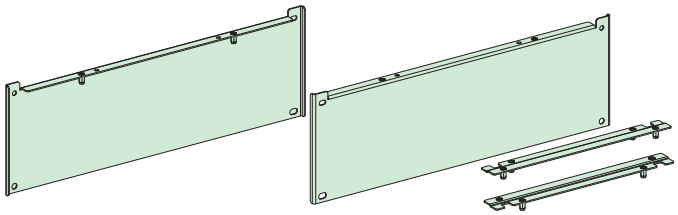

x8 M6

x8 M6

x8 Ø6

KSA●●●AB4	KEV0400FP1	250 A / 400 A

KSA250AB4

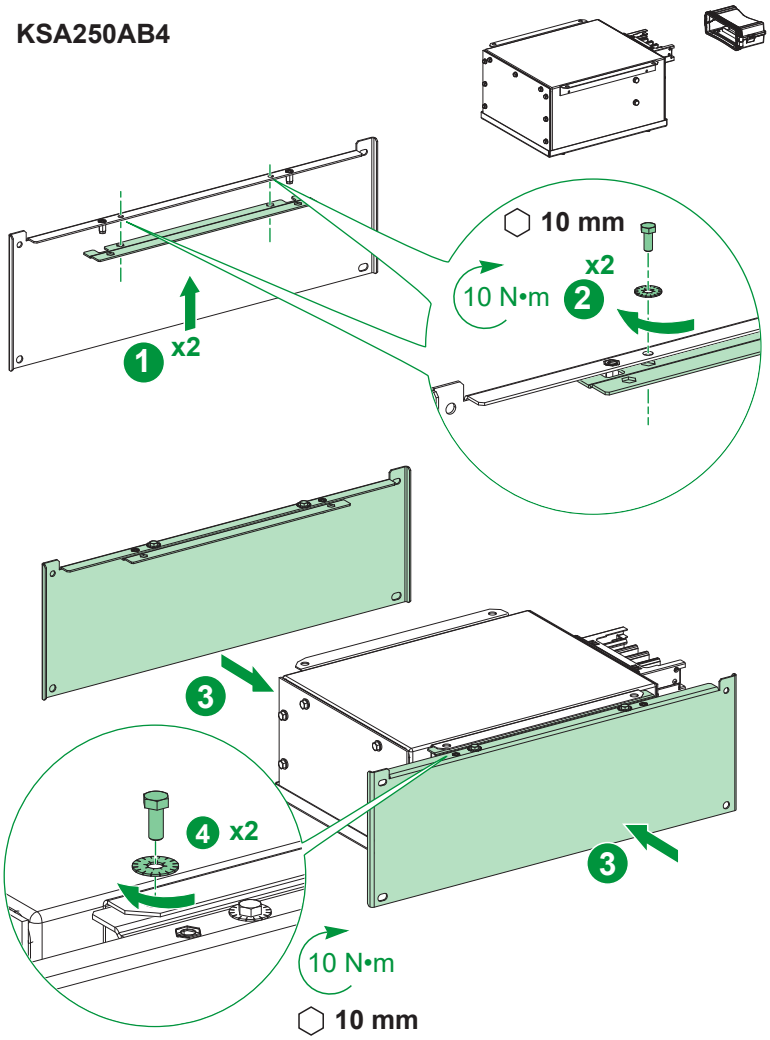

KSA400AB4

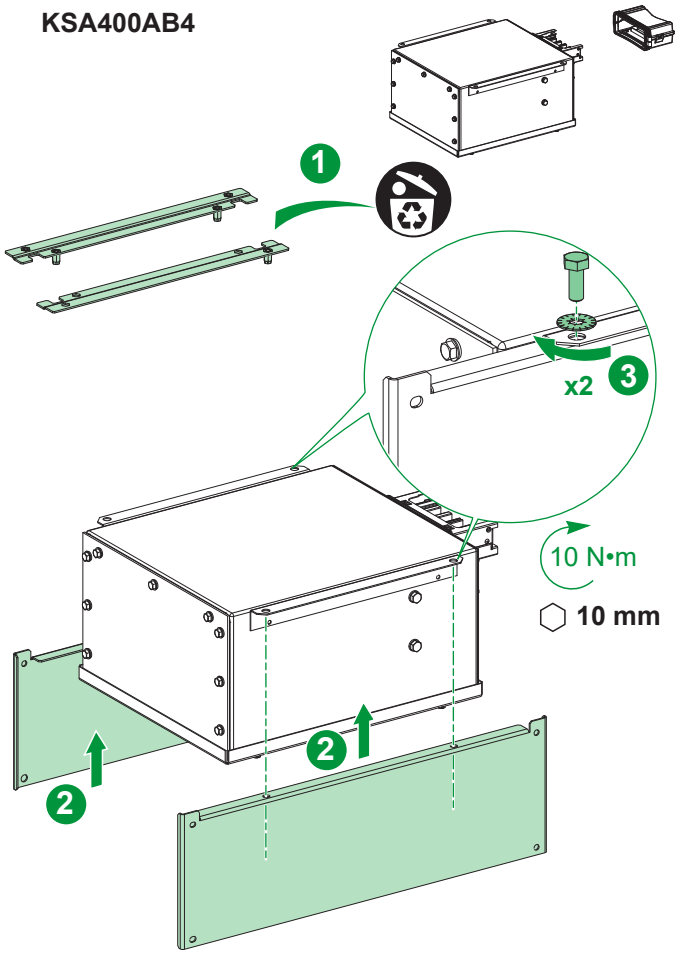

KSA250AB4 / KSA400AB4

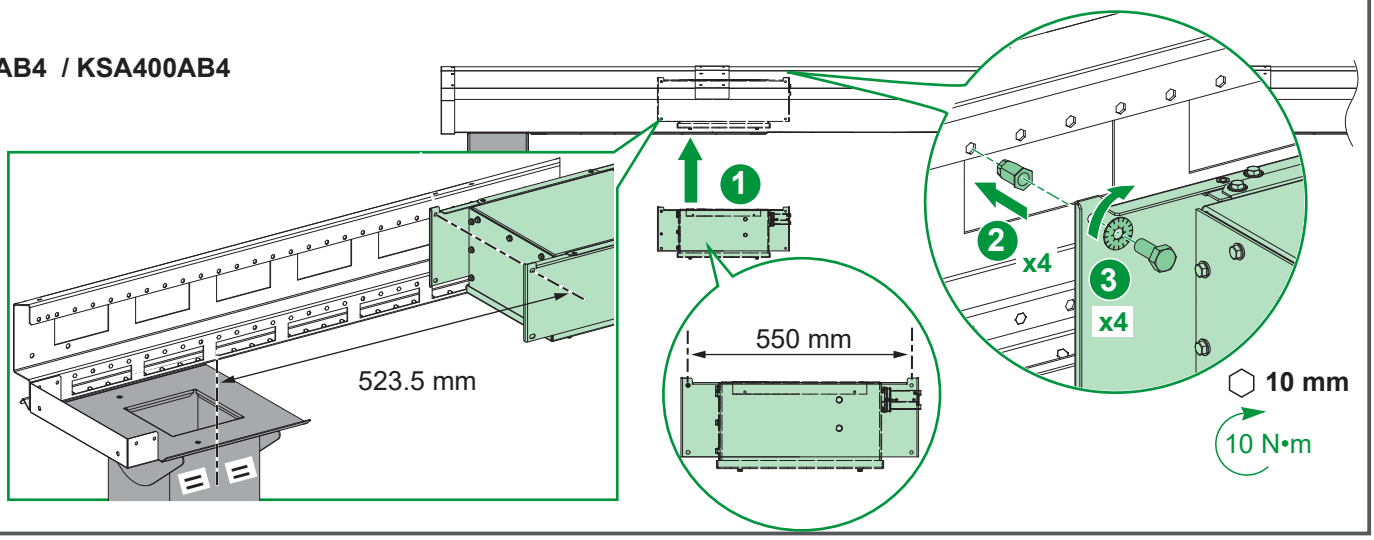

4.10 KSA●●●ED●●●●

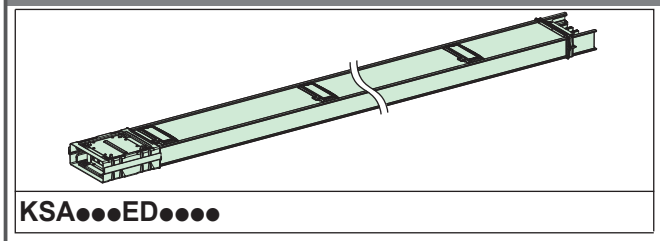

KSA●●●ED●●●●

KSA100AB4

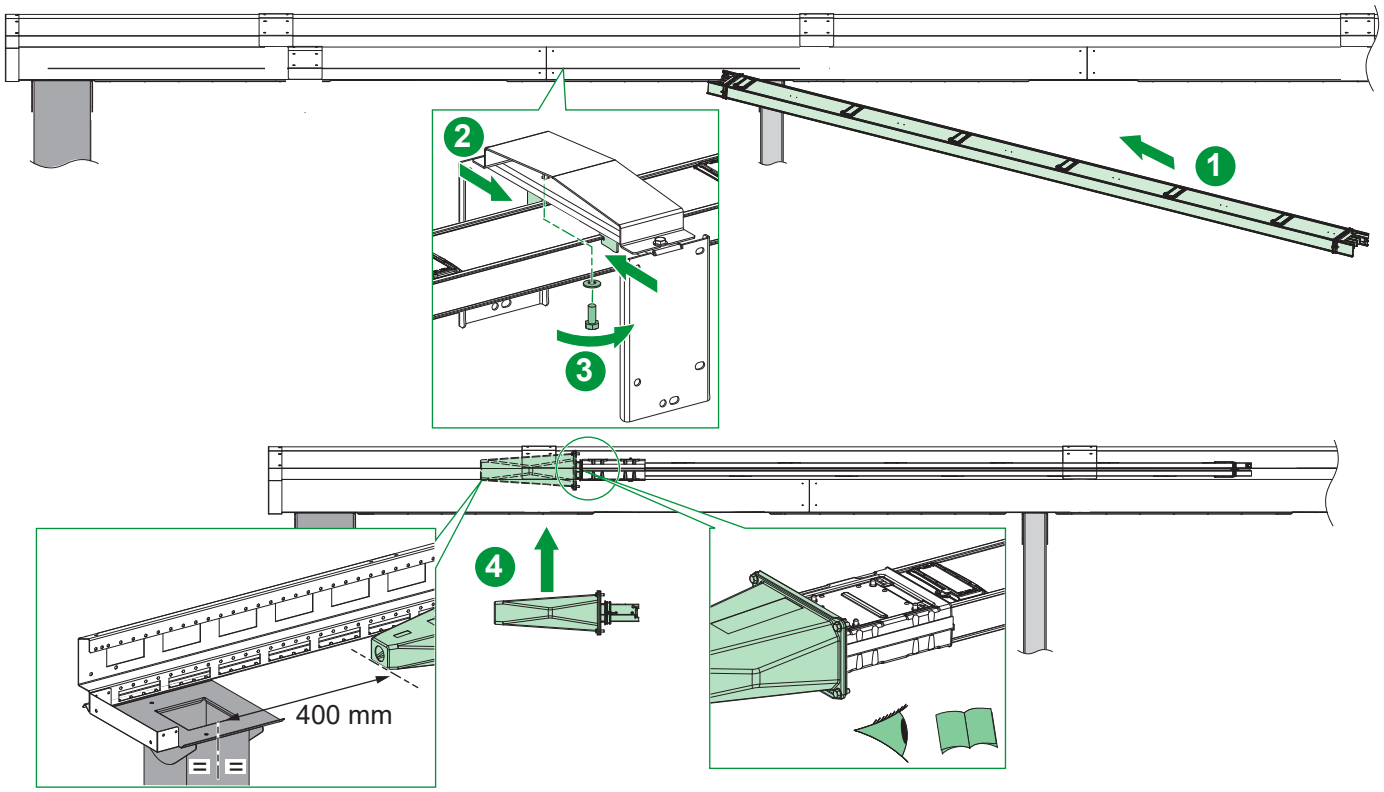

KSA250AB4 / KSA400AB4

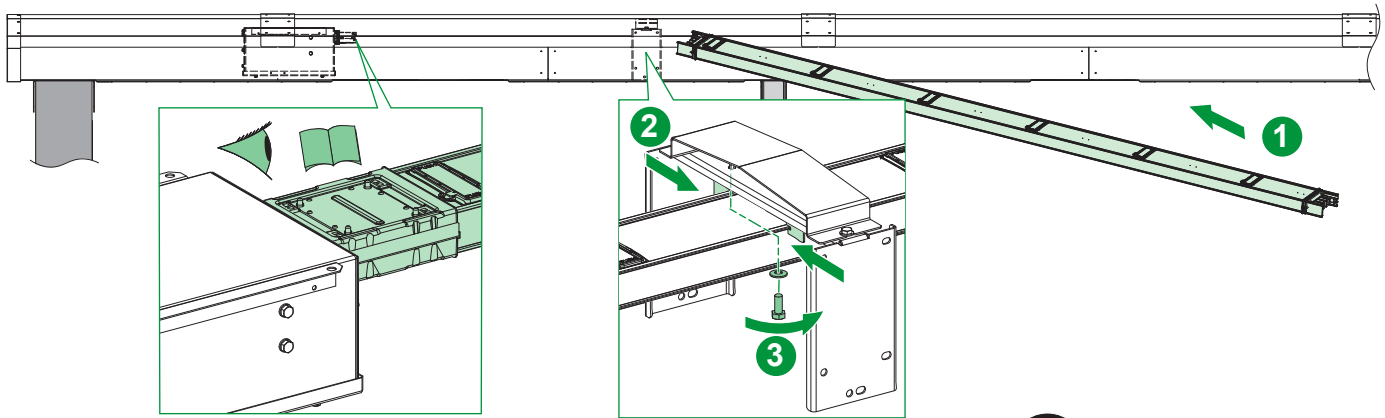

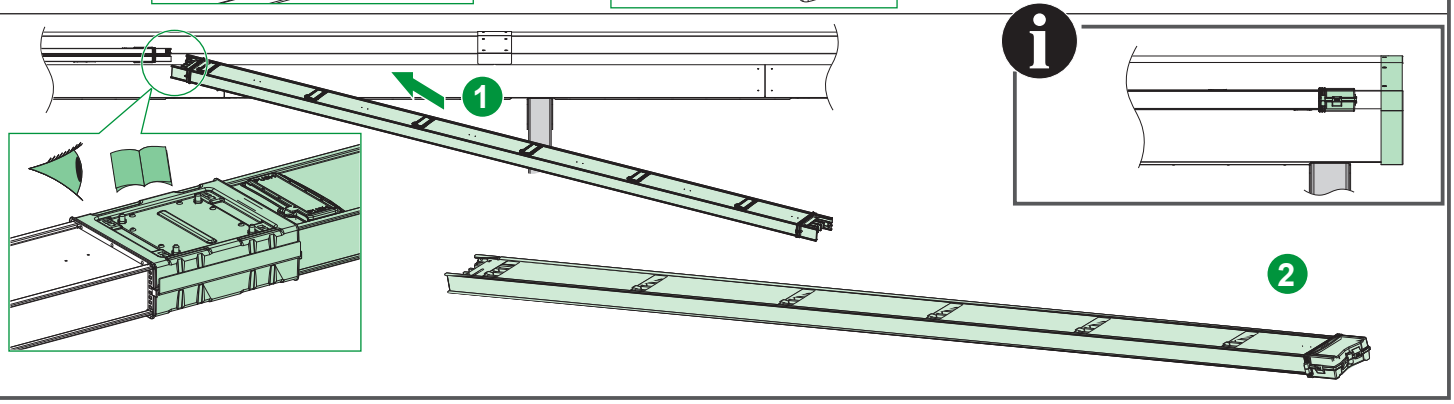

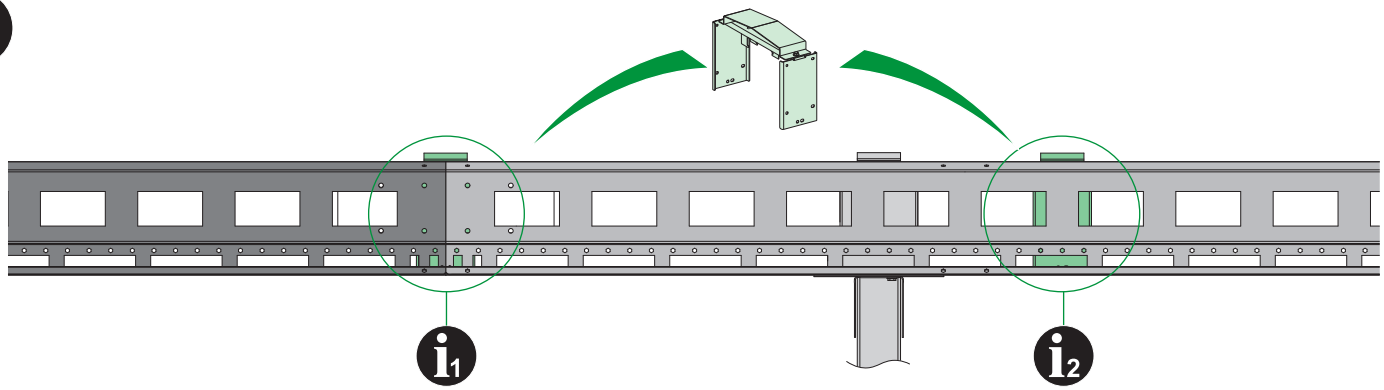

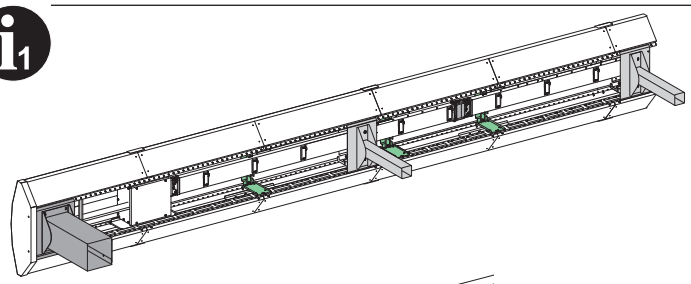

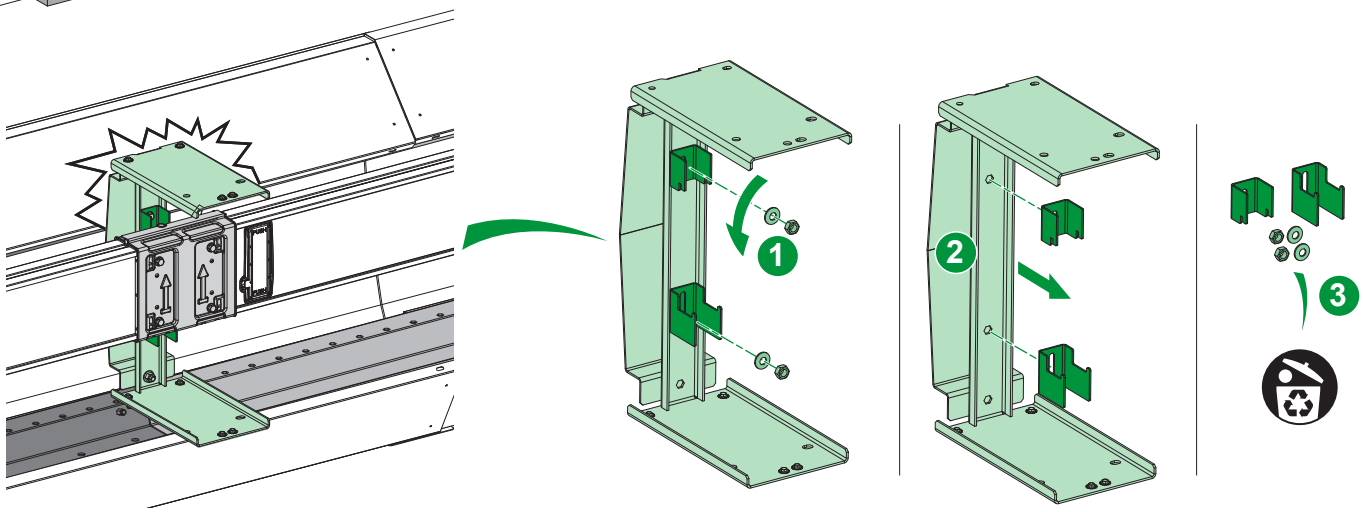
1
2
3

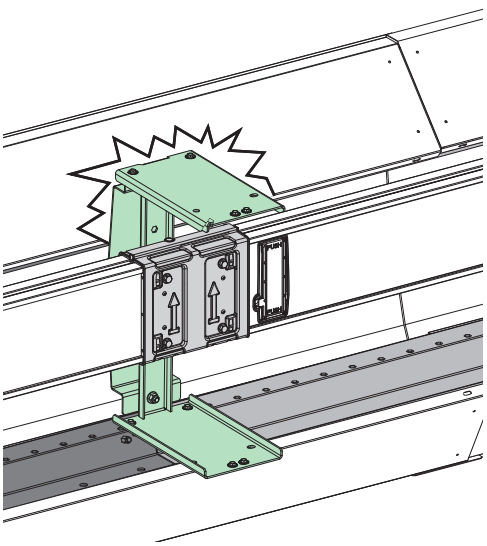

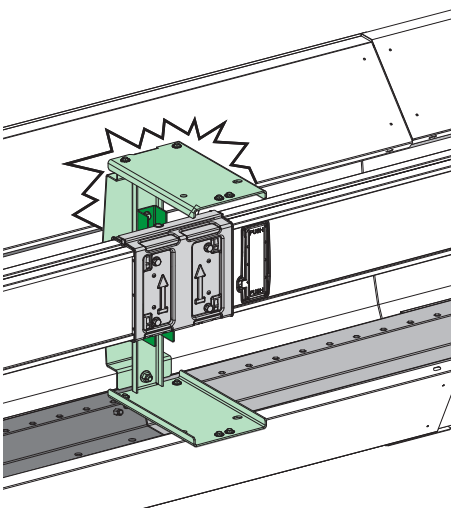

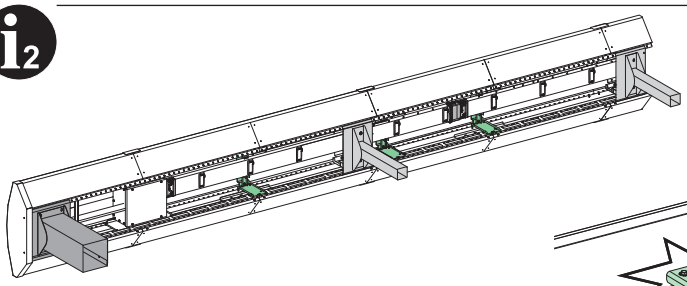

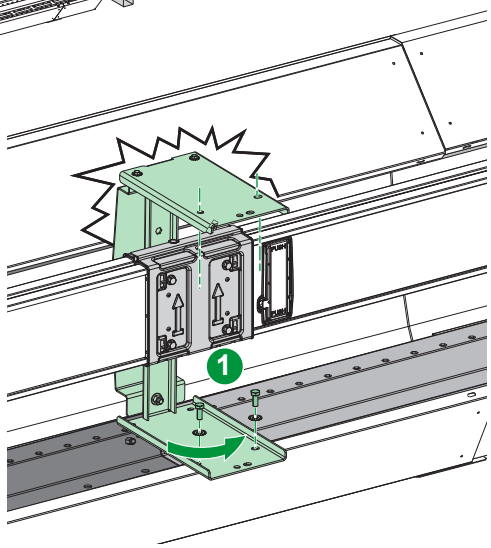
1

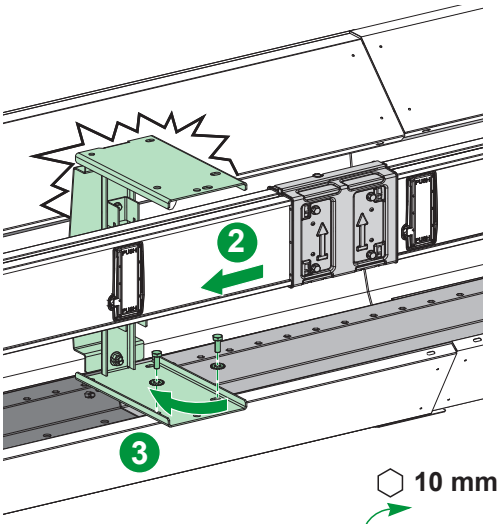
2
3
10 mm
10 N•m

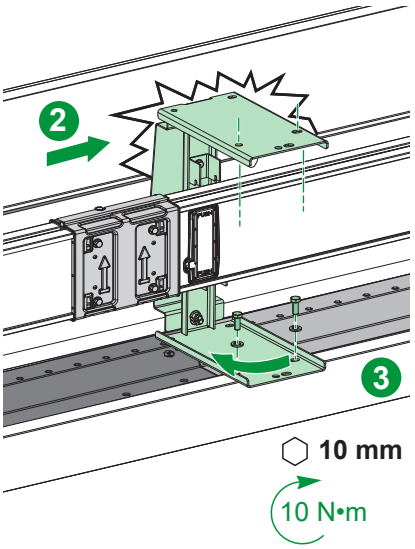
2
3
10 mm
10 N•m

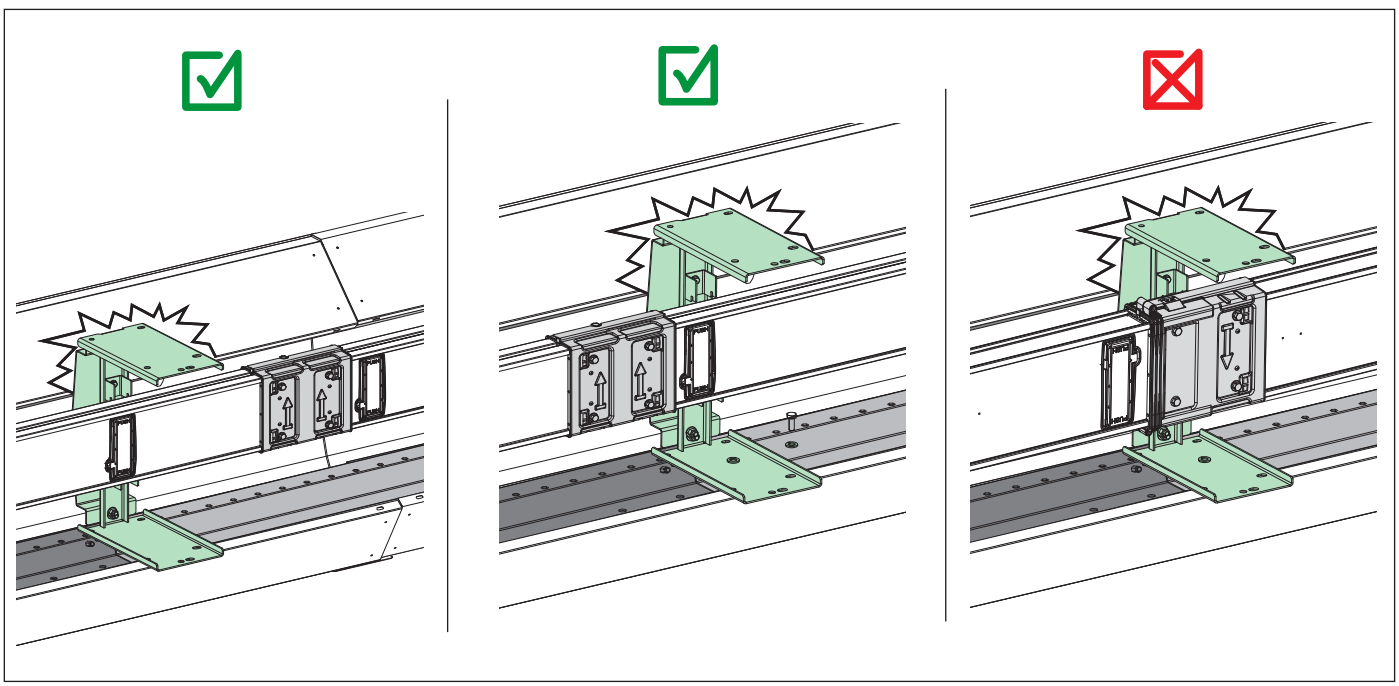

4.11 KEV0400FP1

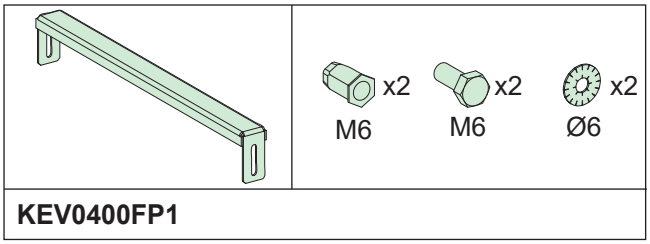

KEV0400FP1

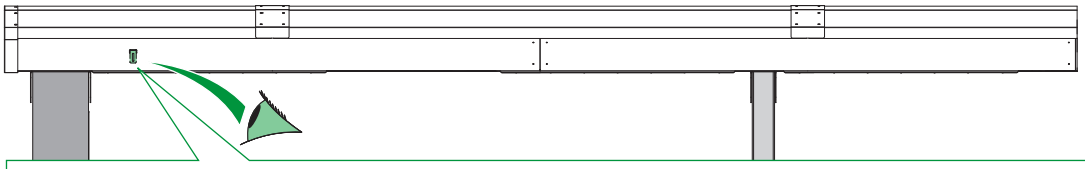

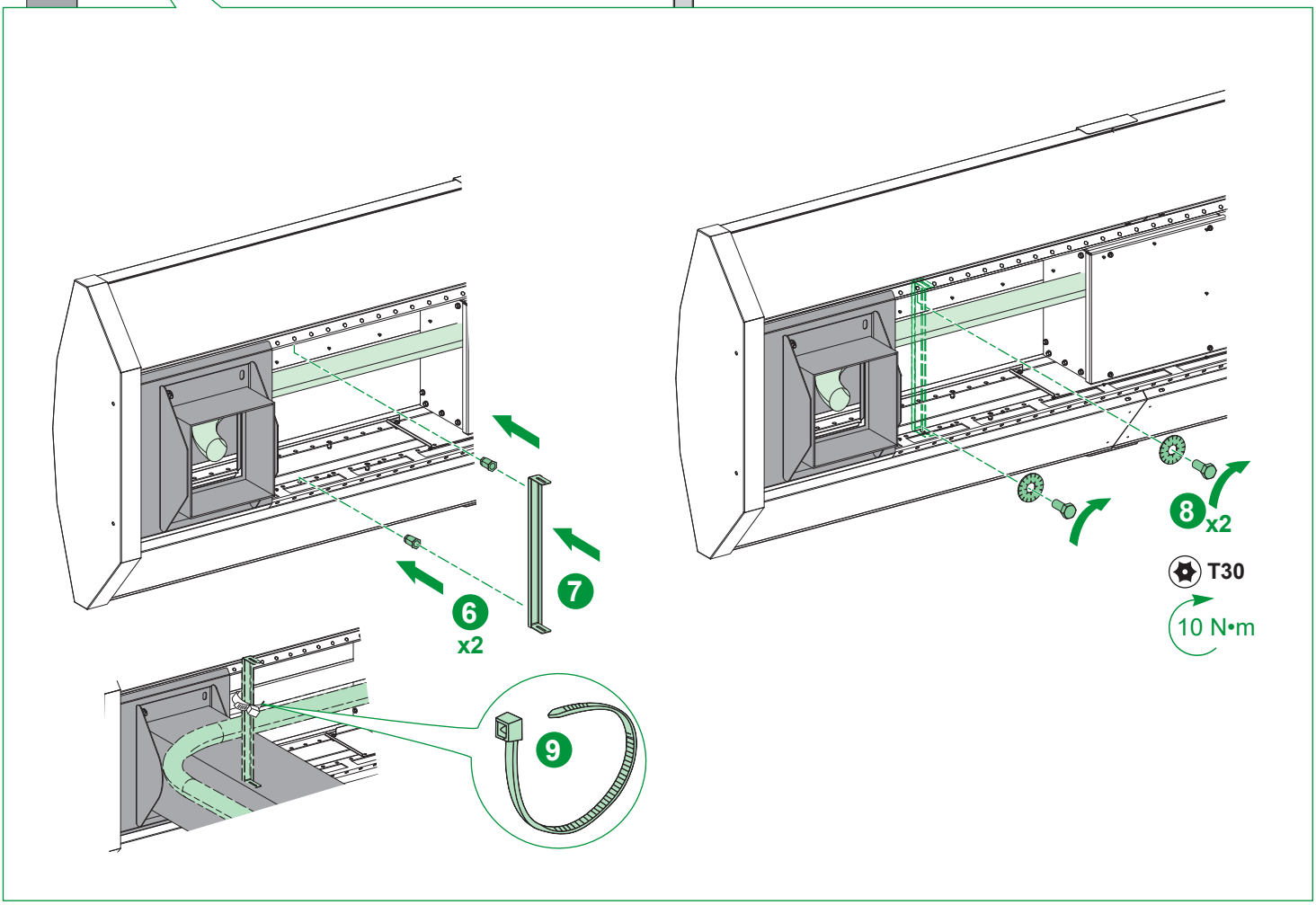

4.12 KSA80EZ5 + KEV0400SE1

		L	M
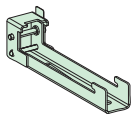	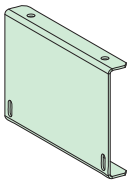	x2 M8 x2 M8 x4 Ø8	x4 M6 x4 Ø6
KSA80EZ5	**KEV0400SE1**		

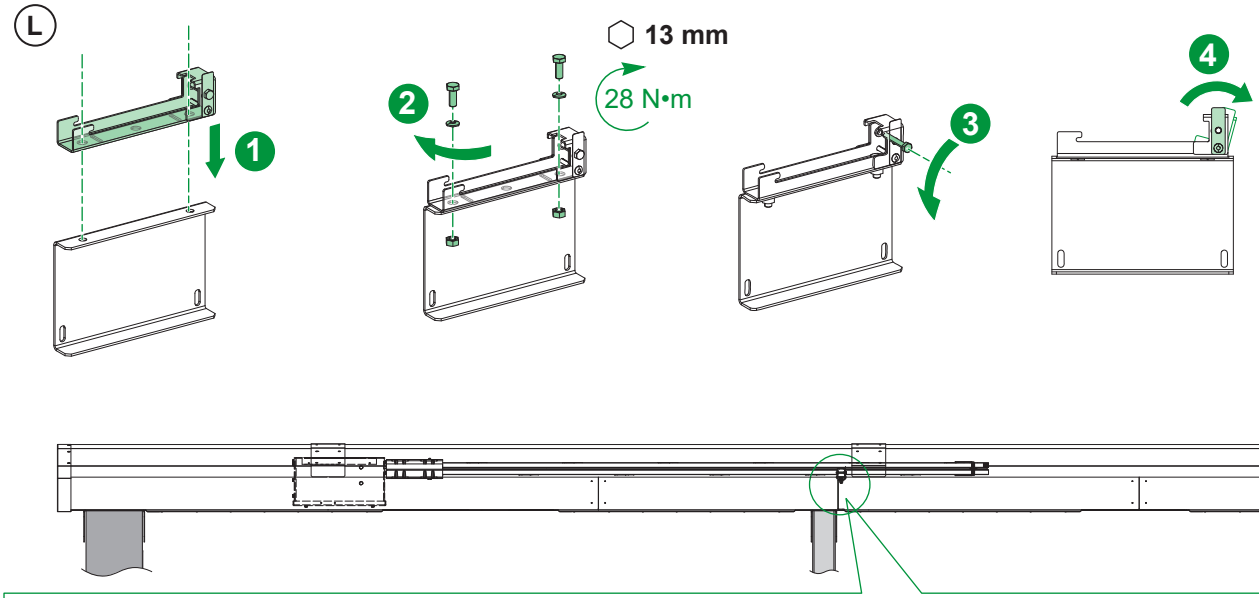

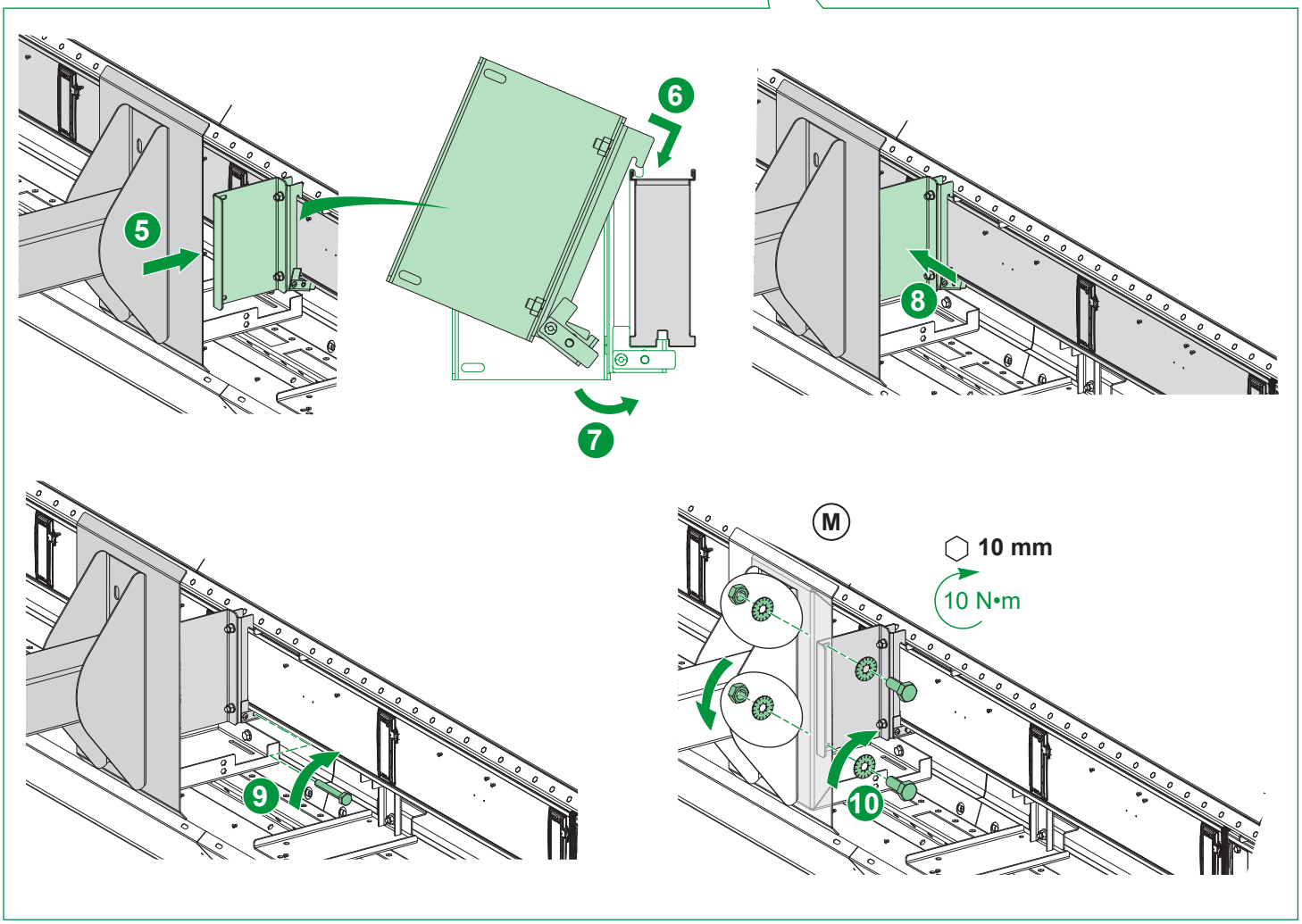

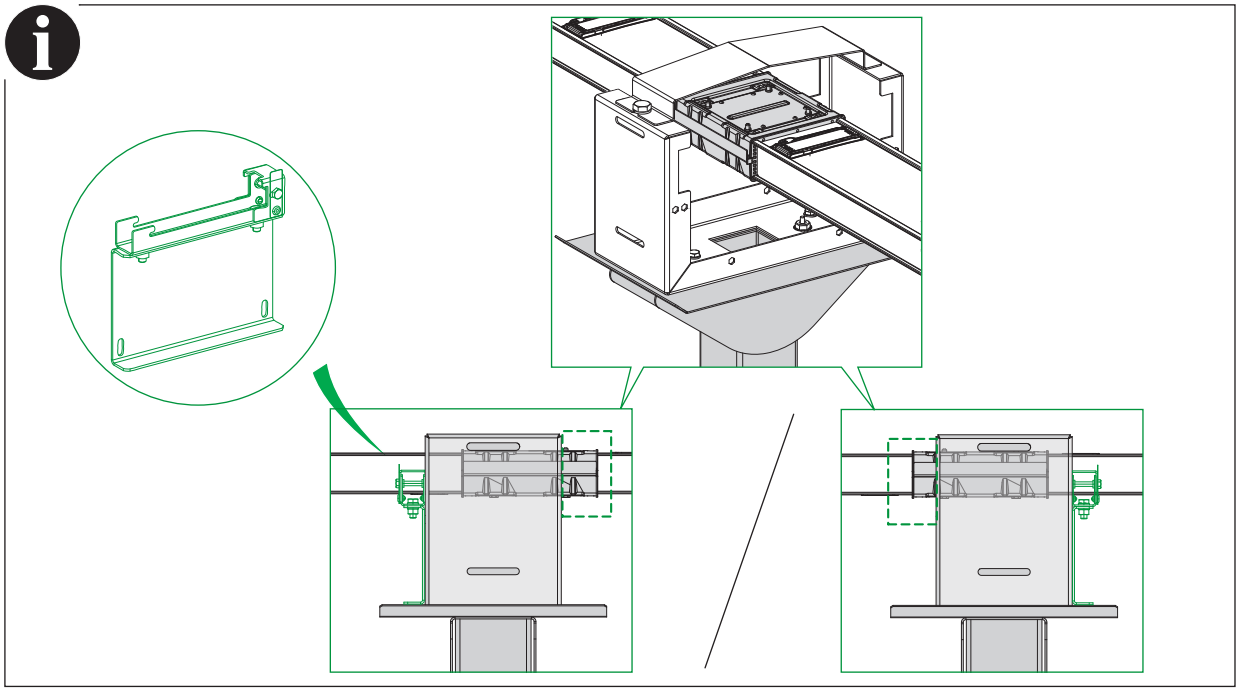

4.13 KSB●●CM●● + KSB●●CP + KSB●●SM●● + KSB●●●SM●●●

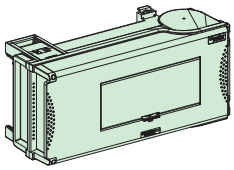

KSB●●CM●●
KSB●●CP
KSB●●SM●●
KSB●●●SM●●●

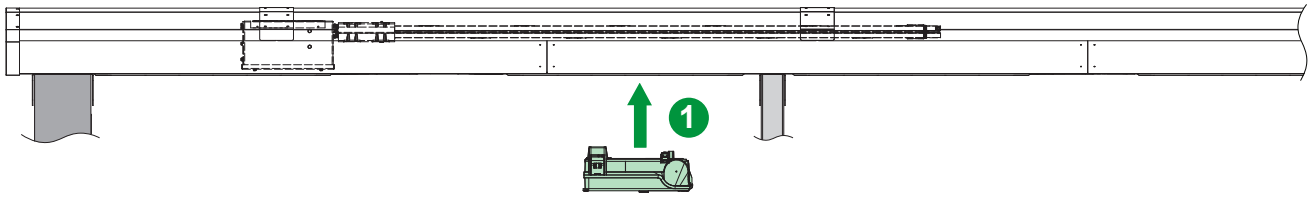

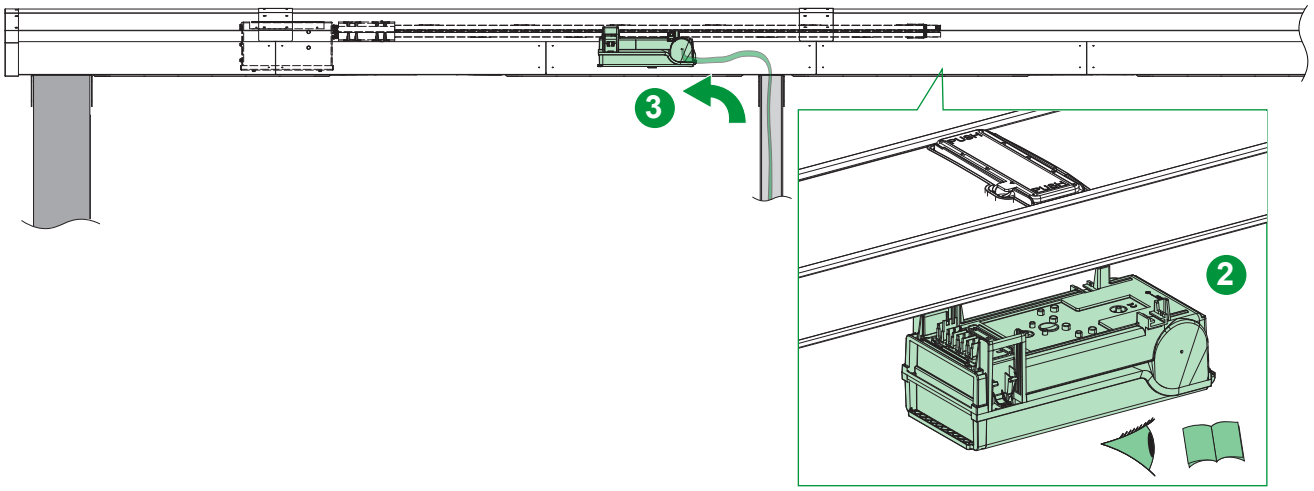

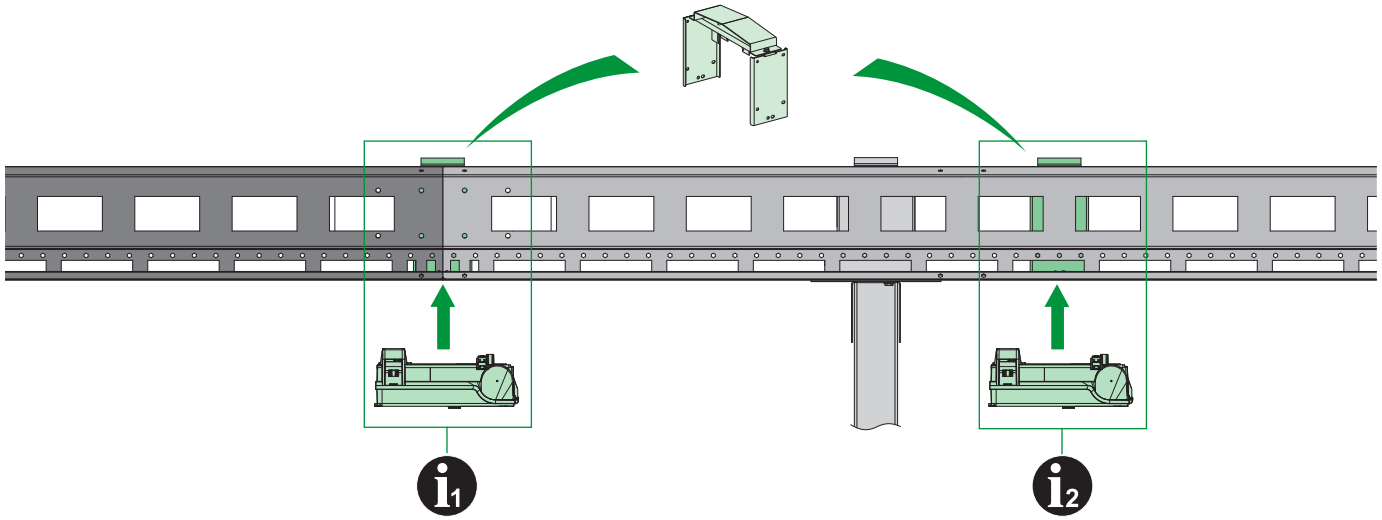

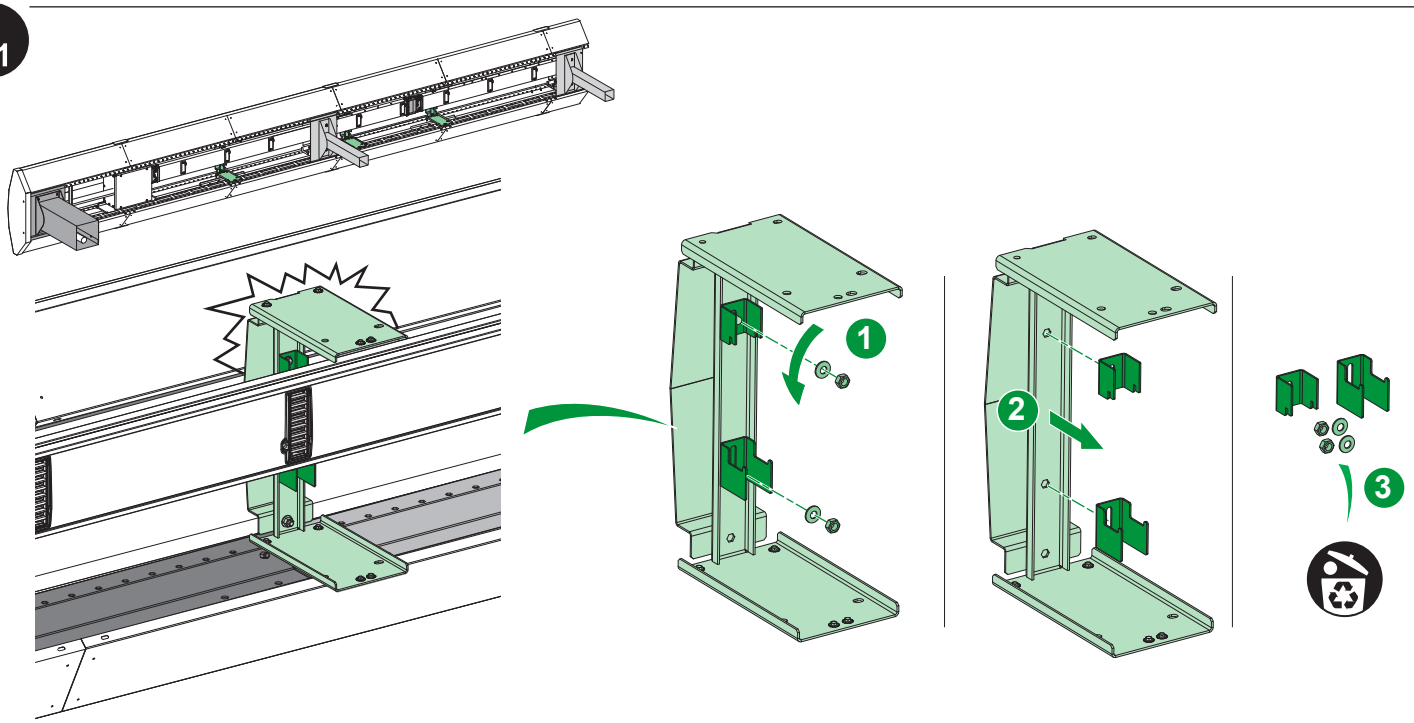
1
2
3

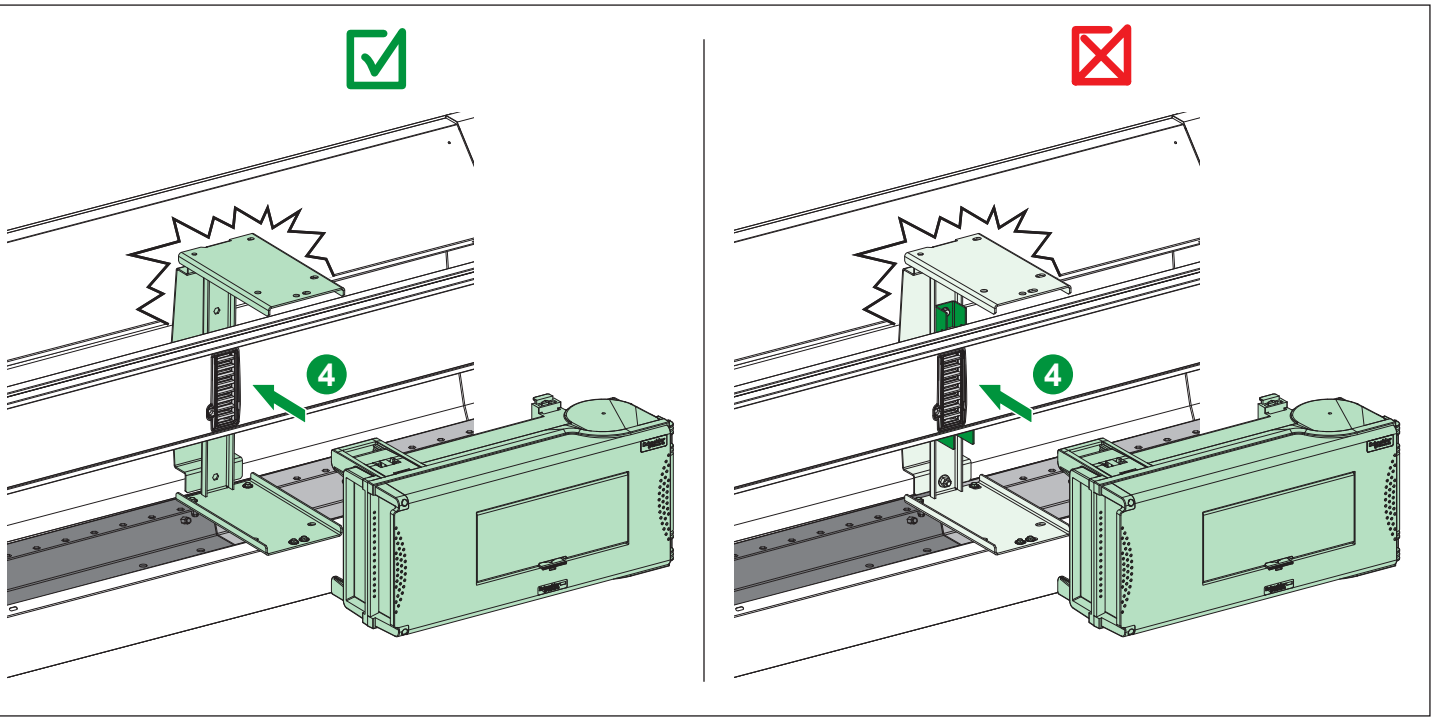
4
4

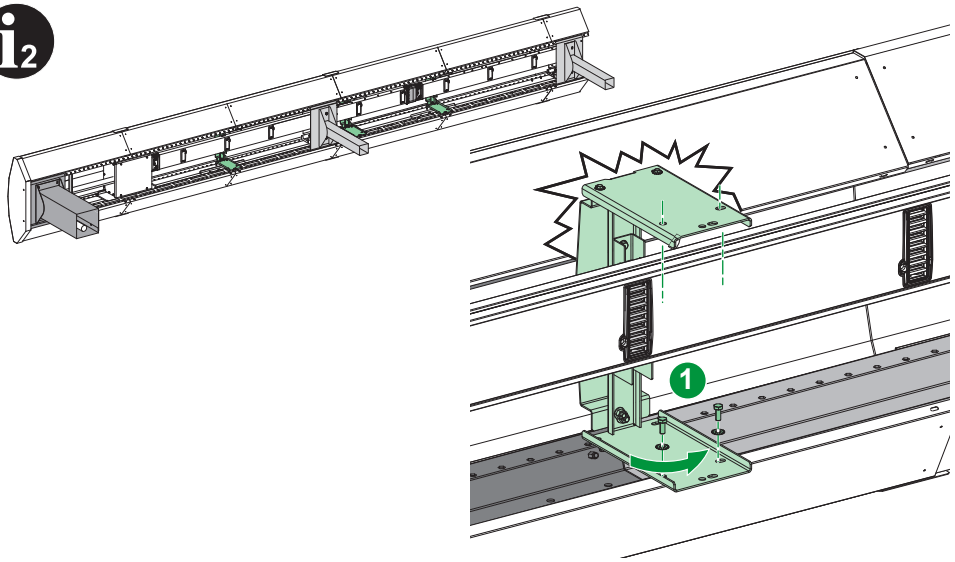
1

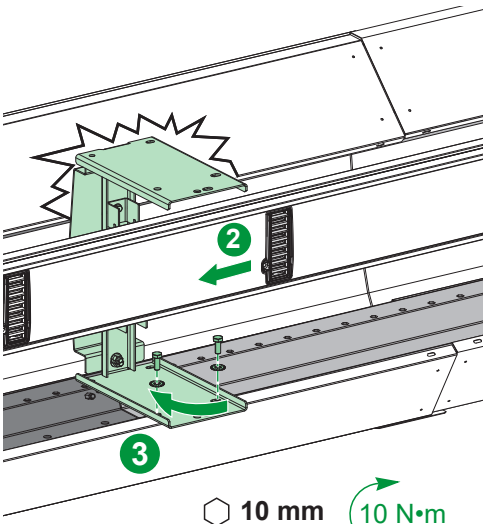
2
3
10 mm
10 N•m

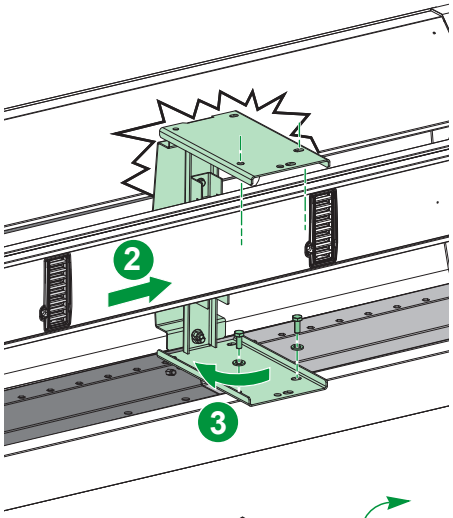
2
3
10 mm
10 N•m

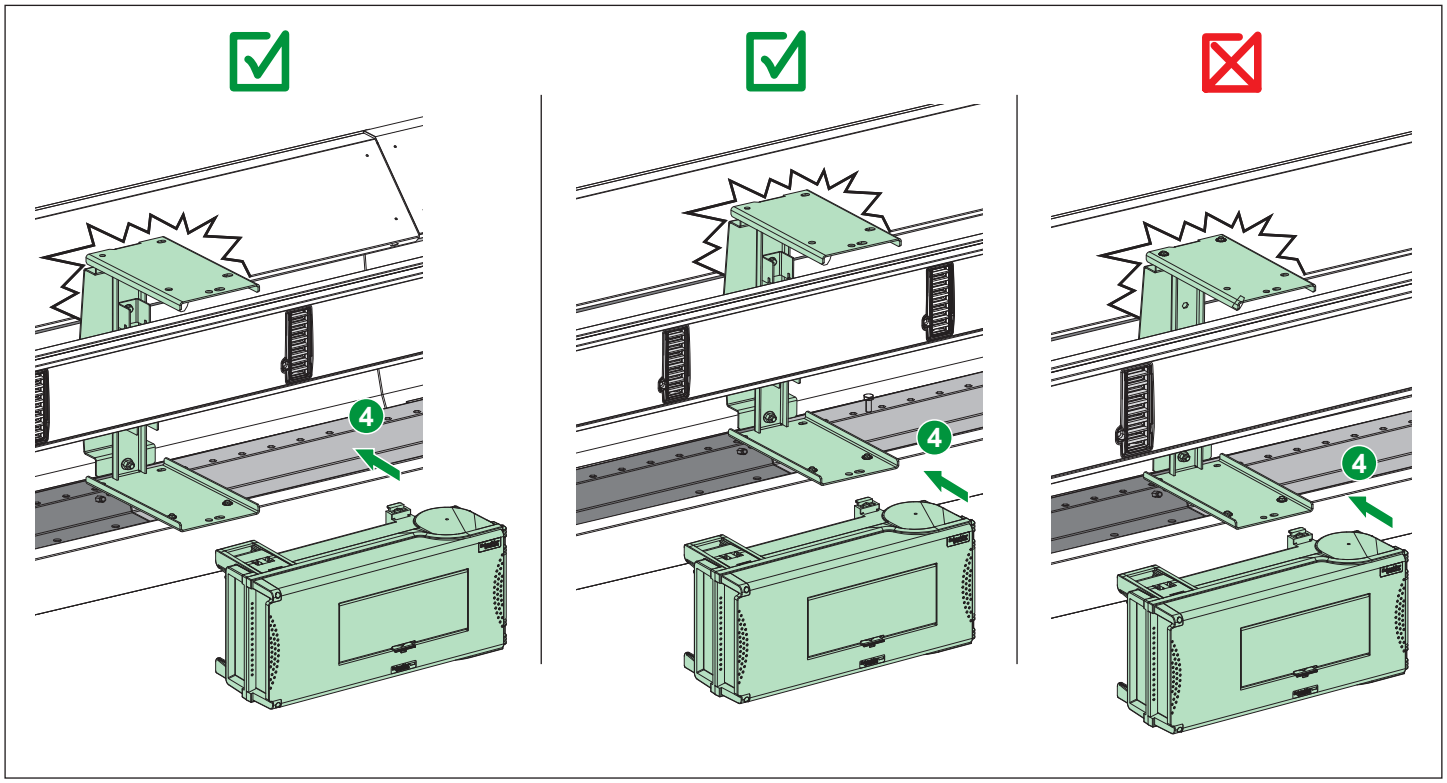
4
4
4

4.14 KEV0400BV1B

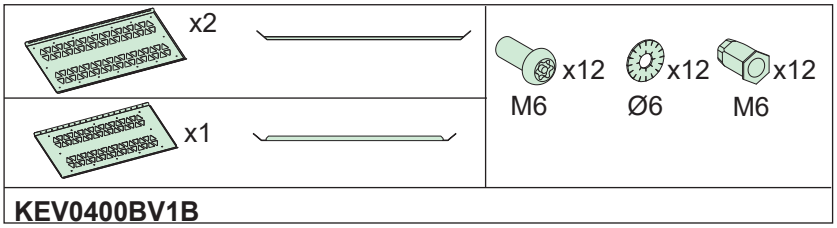

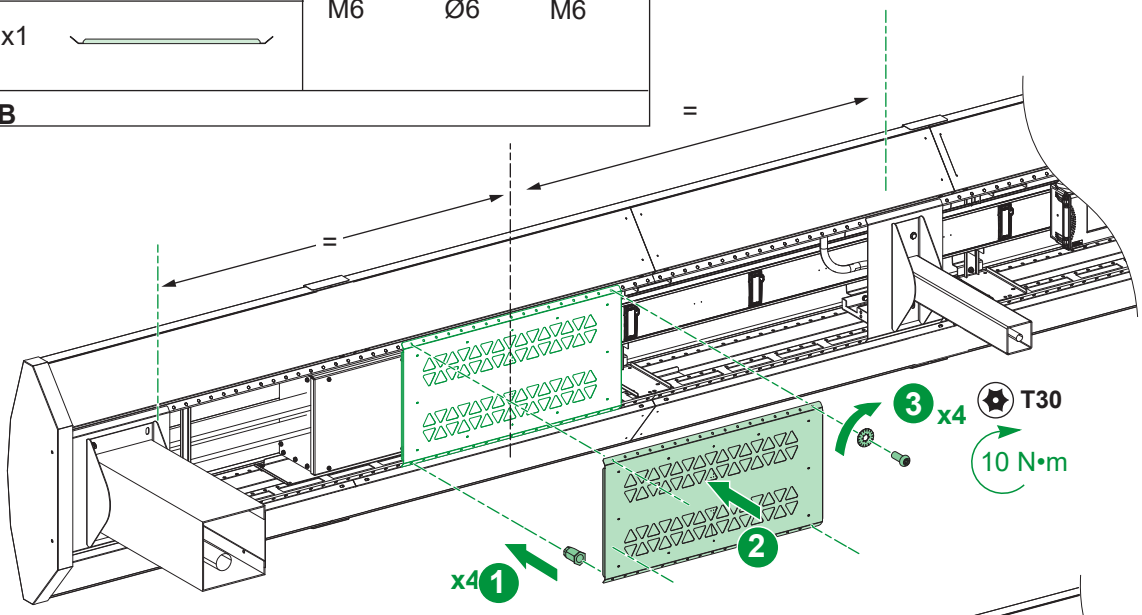

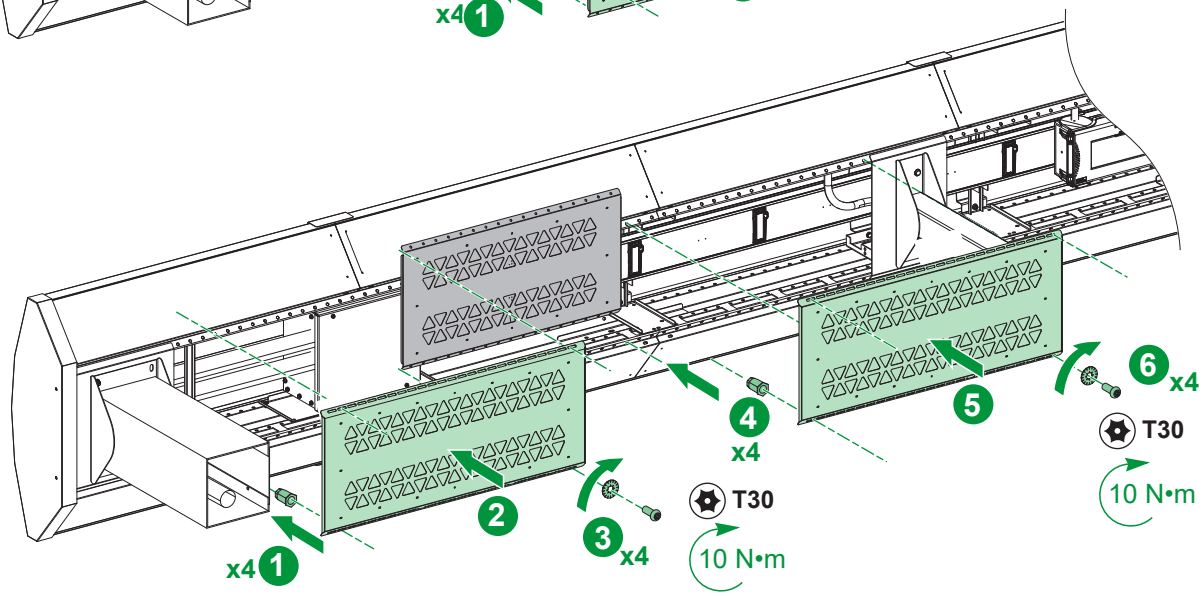

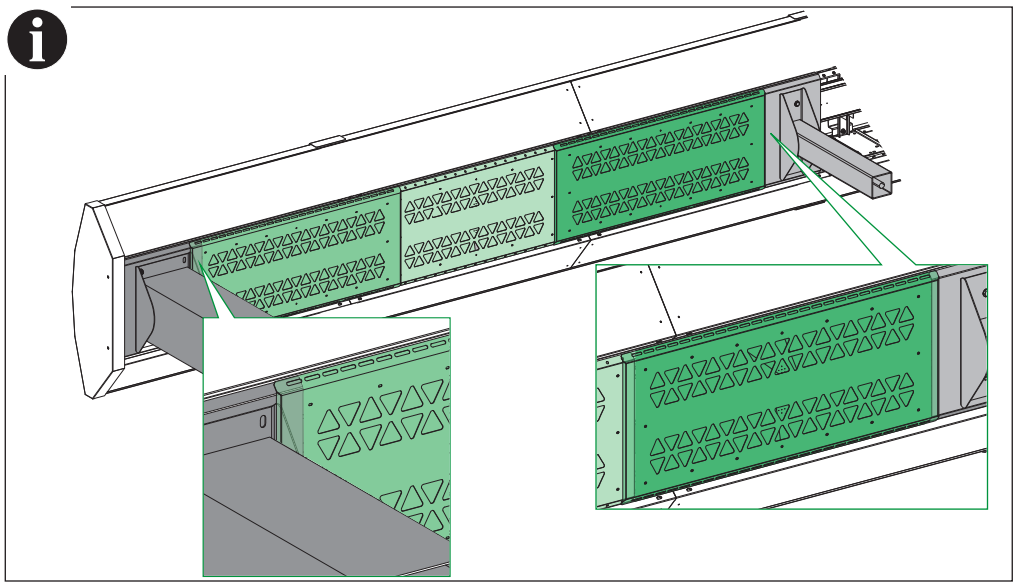

KEV0400BP1000B

	x8 M6	x8 Ø6	x8 M6
KEV0400BP1000B			

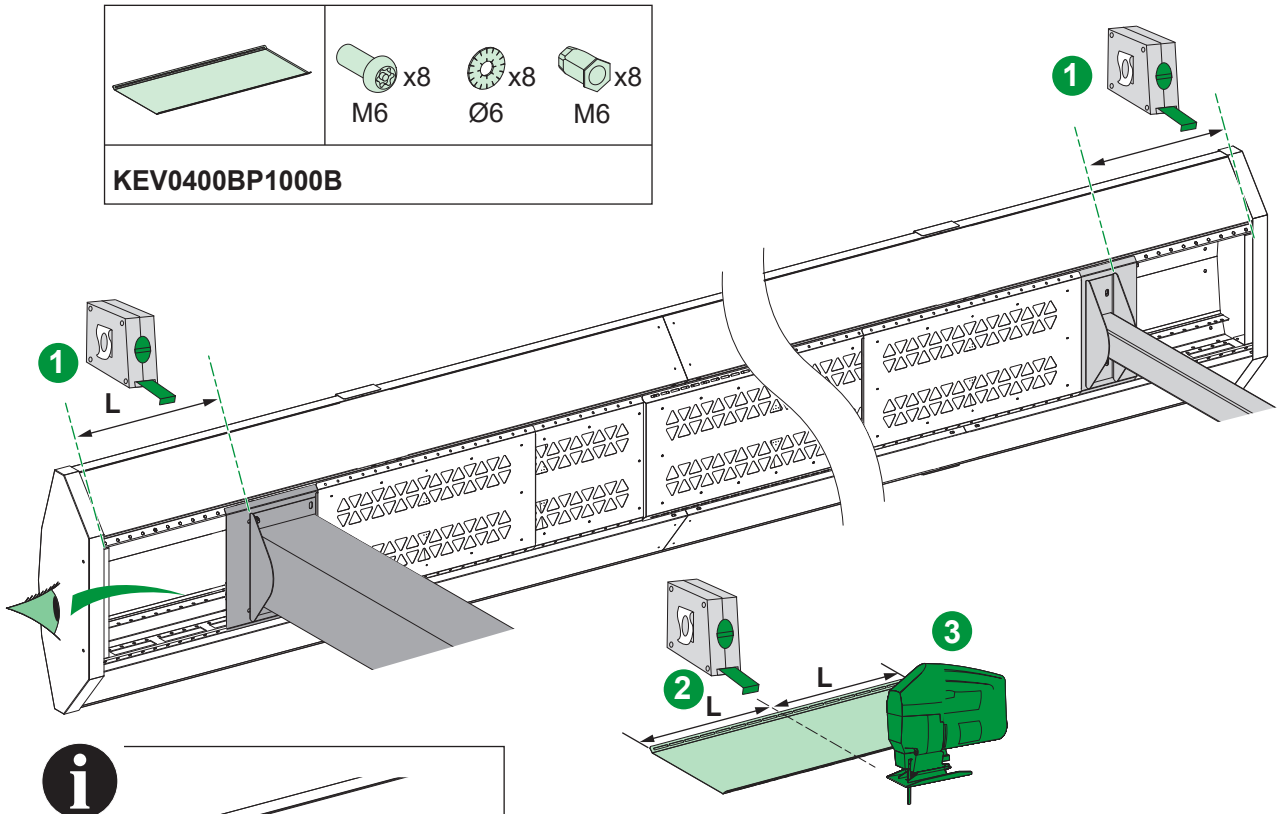

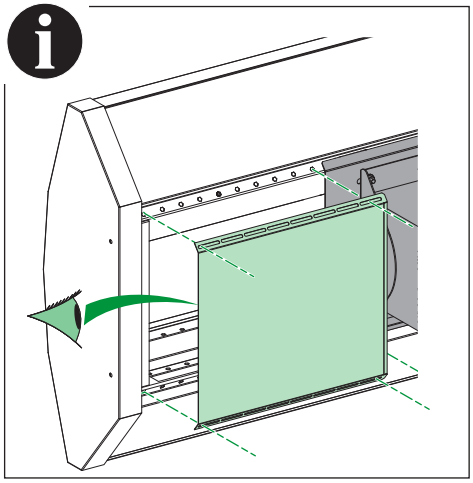

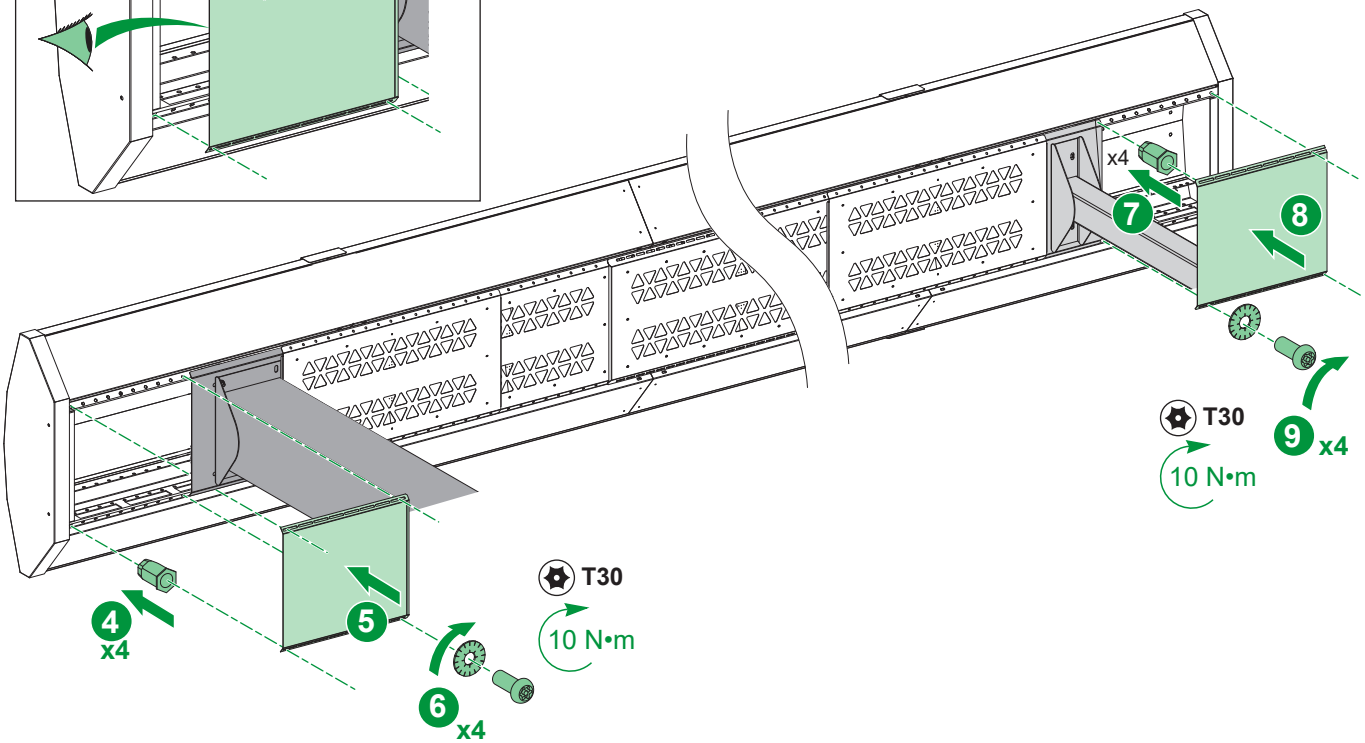

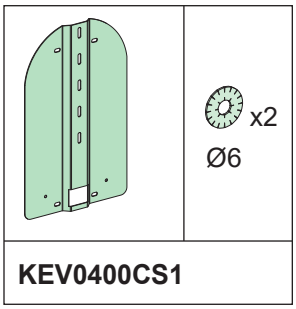
x2
Ø6
KEV0400CS1

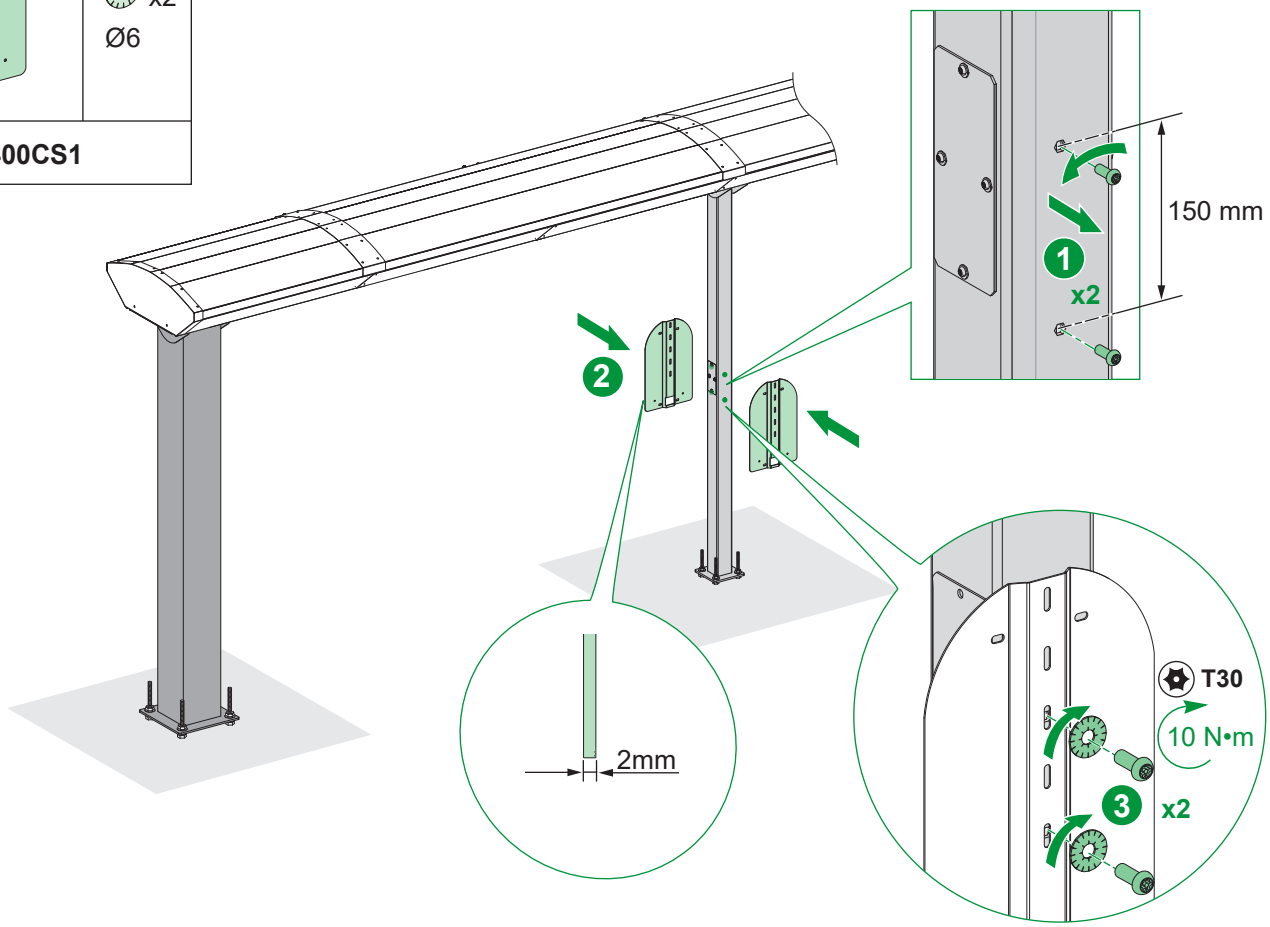
150 mm
1
x2
2
2mm
T30
10 N•m
3
x2

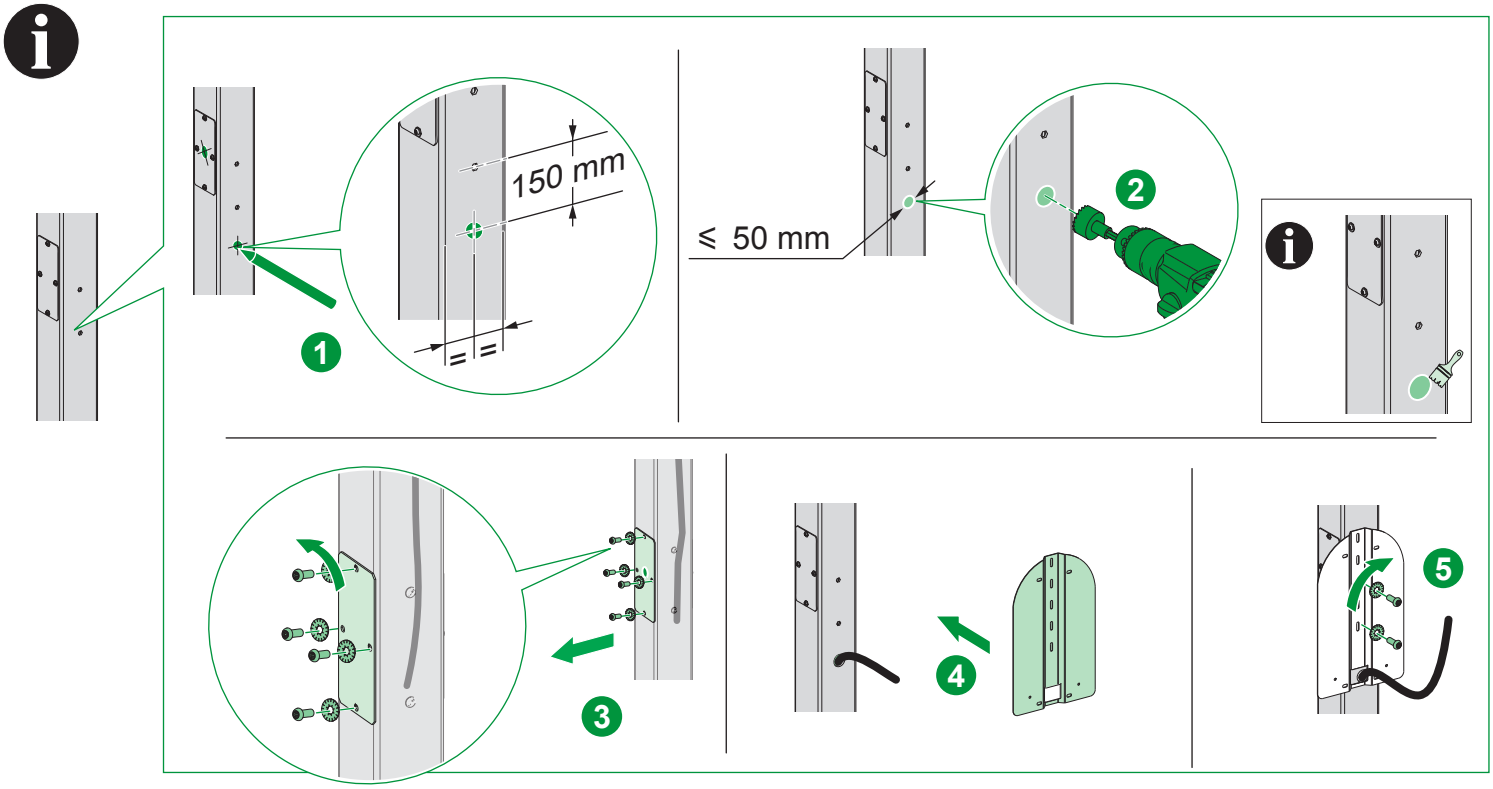
150 mm
1
≤ 50 mm
2
3
4
5

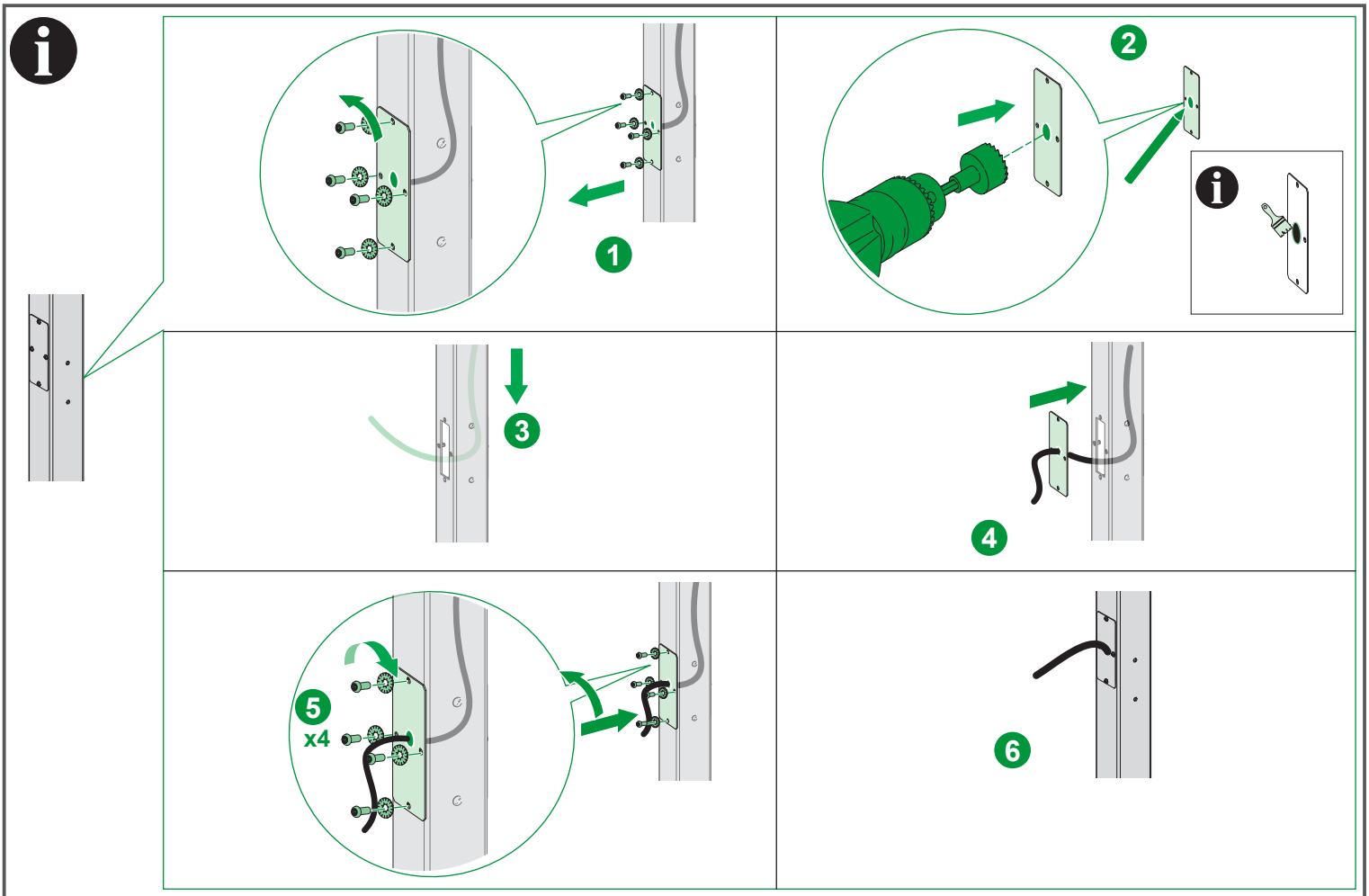
1
2
3
4
5
x4
6

Extension of existing installation / Extension d'une installation existante / Ampliación de una instalación existente / Erweiterung einer bestehenden Anlage / Estensione dell'installazione esistente / Ampliação da instalação existente / 扩展现有安装 / Расширение существующей установки

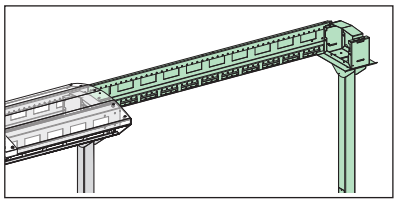

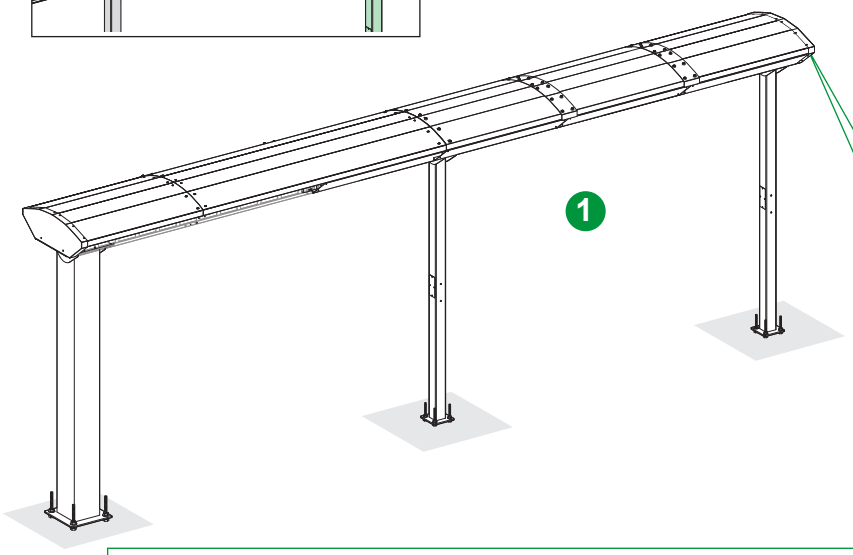

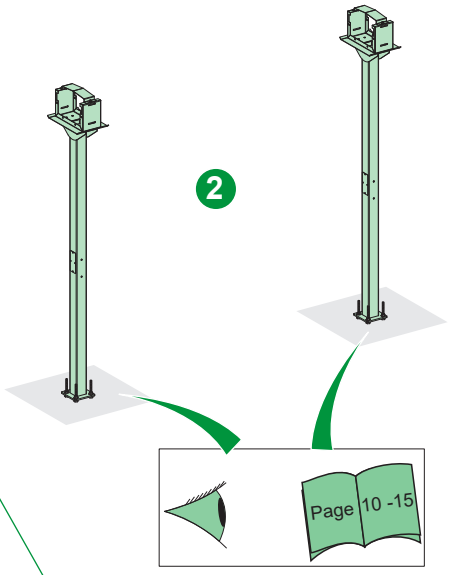

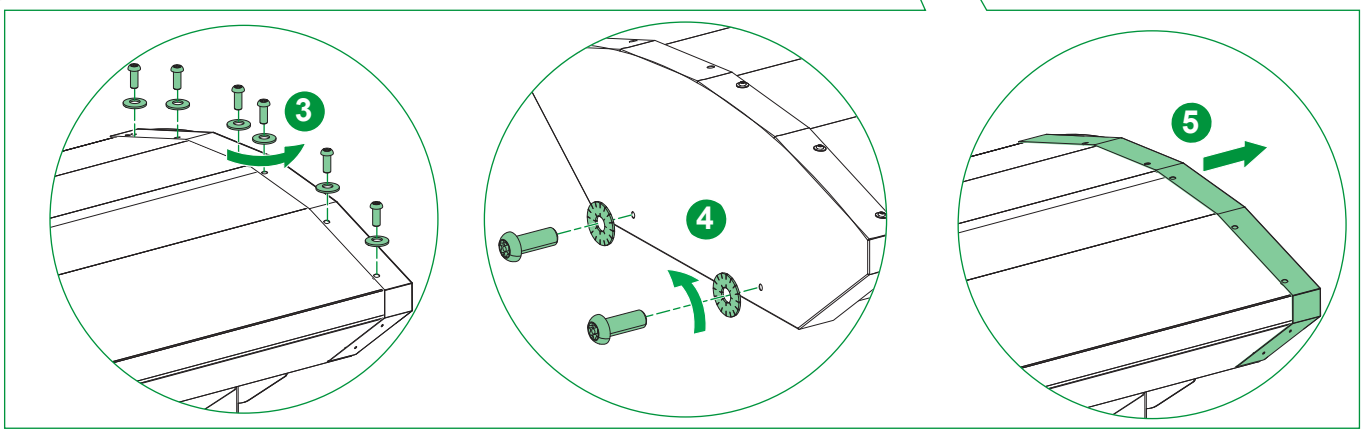

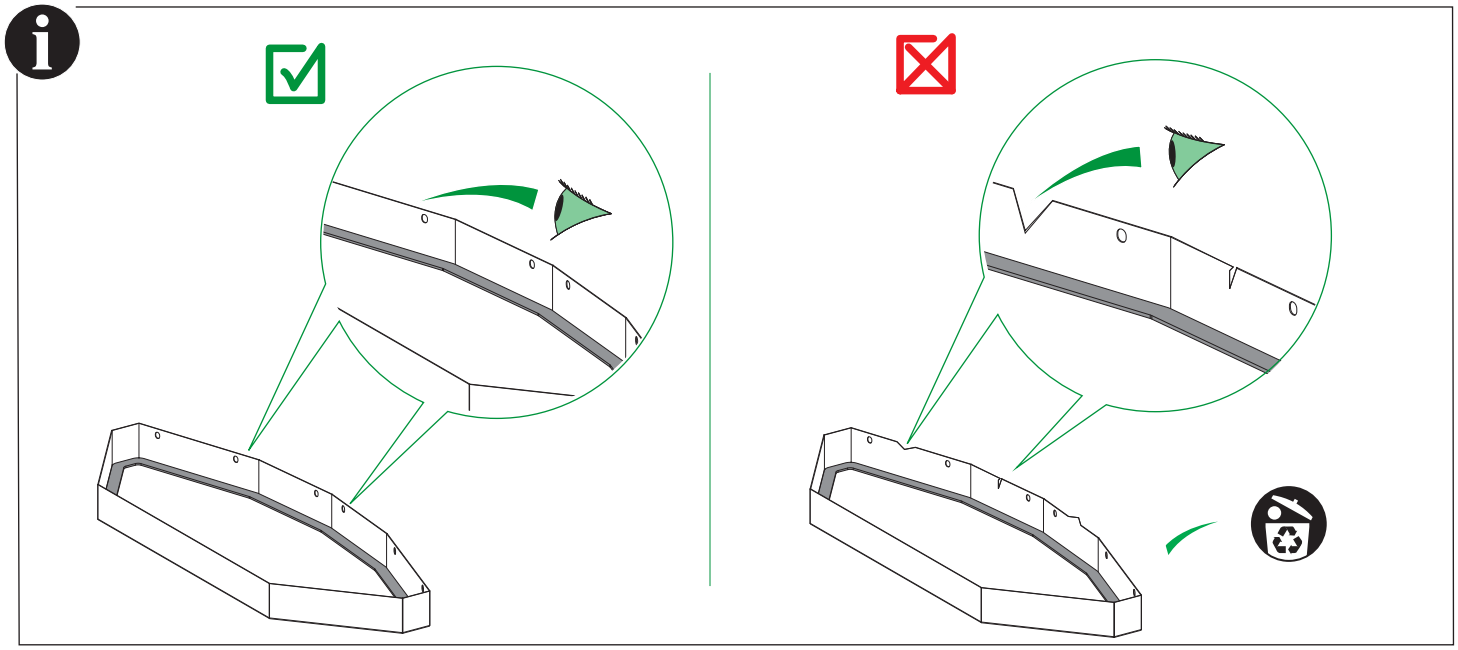

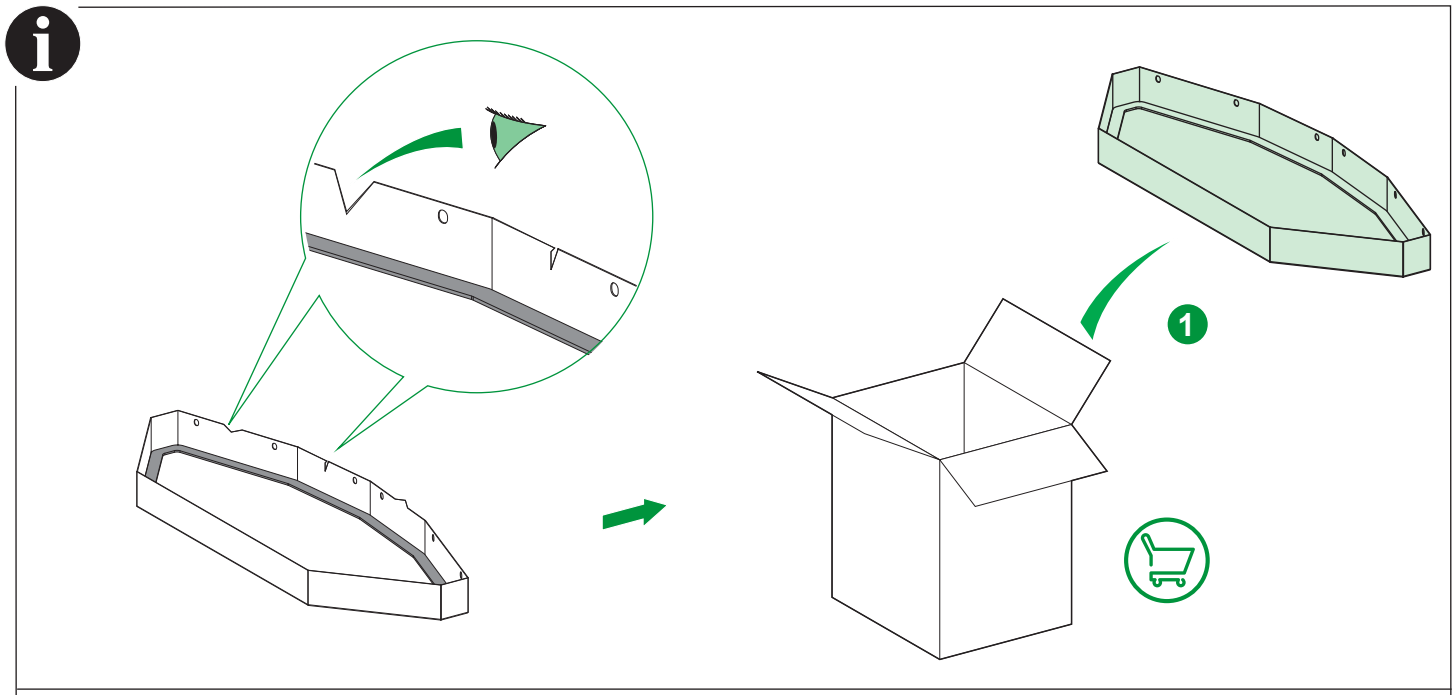
1

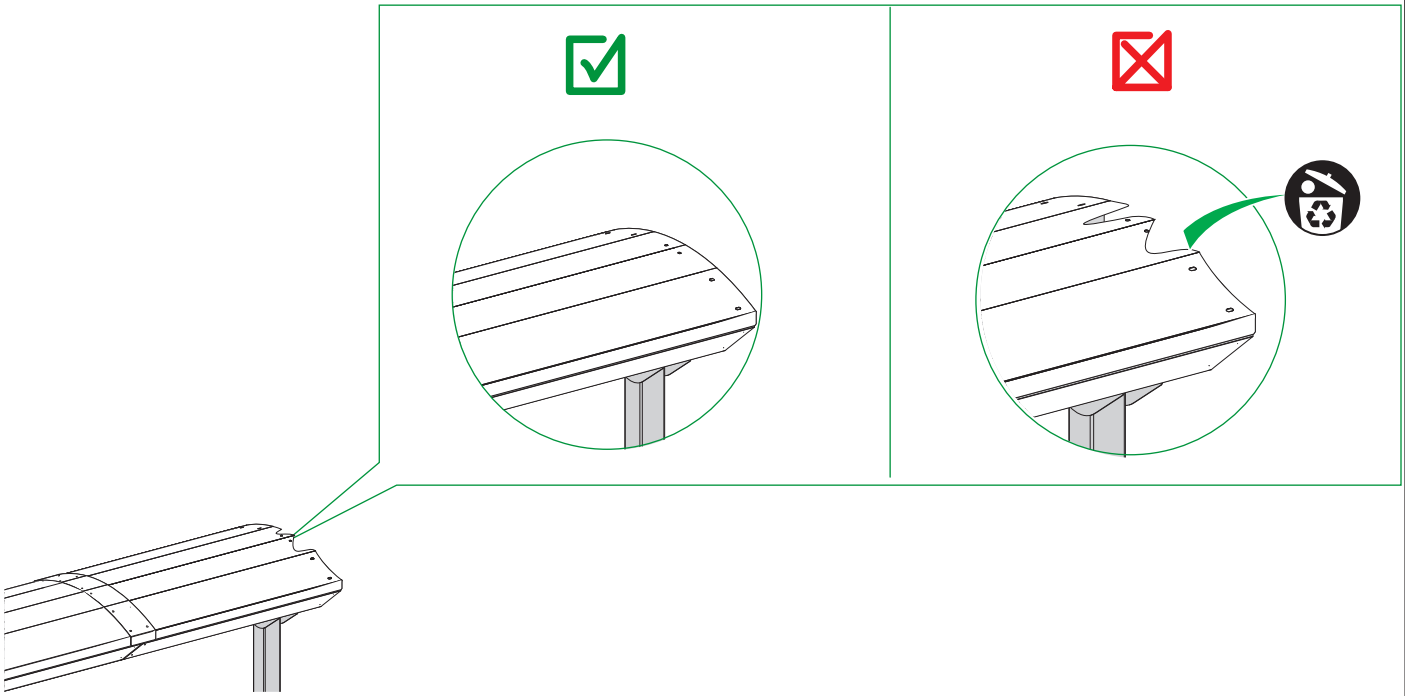

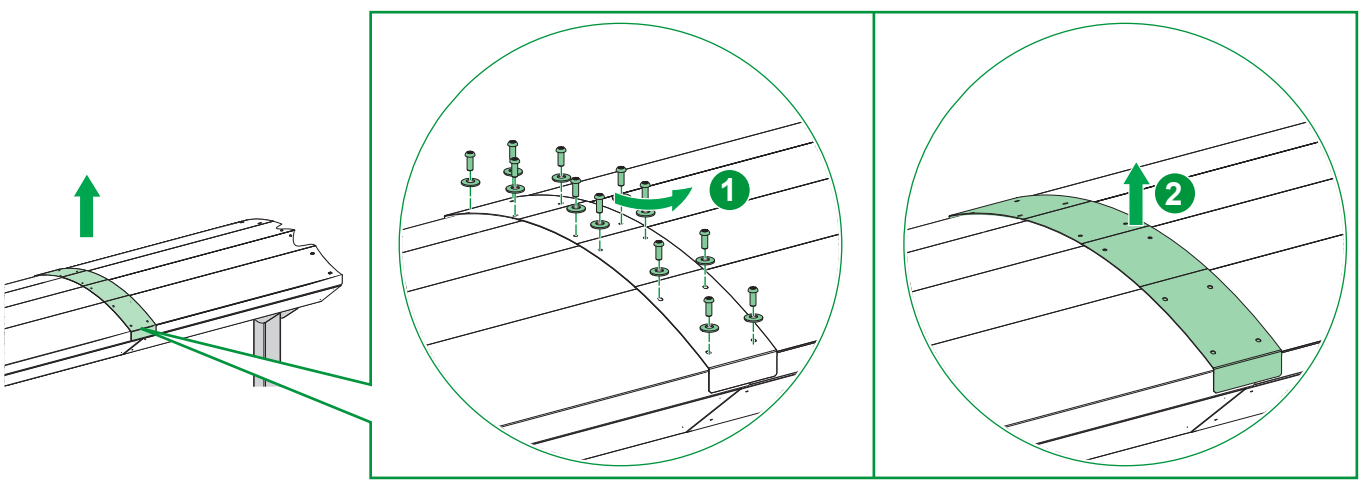
1
2

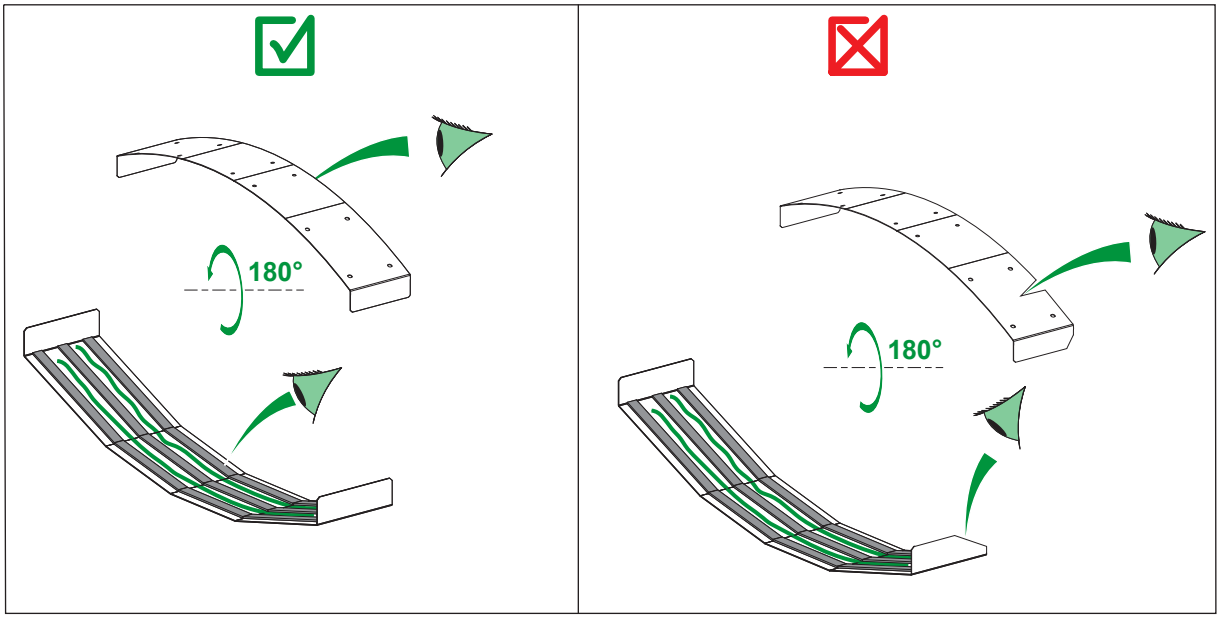
180°
180°

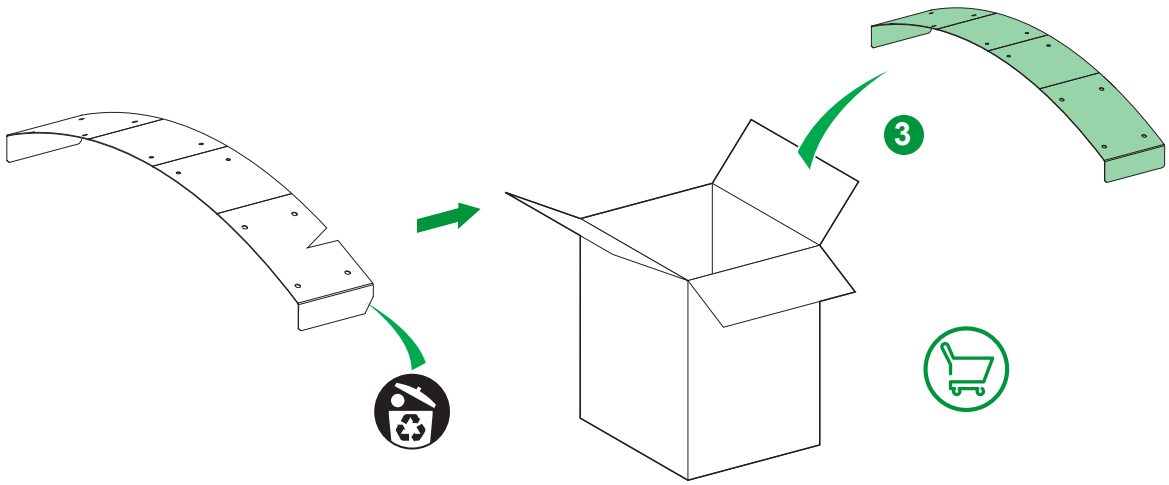
3

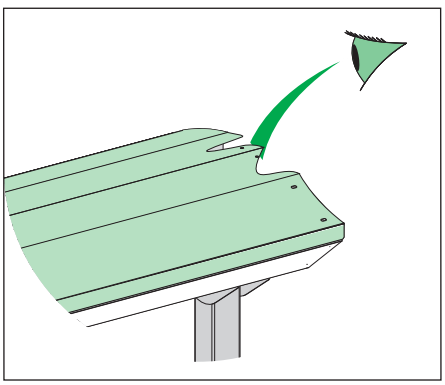

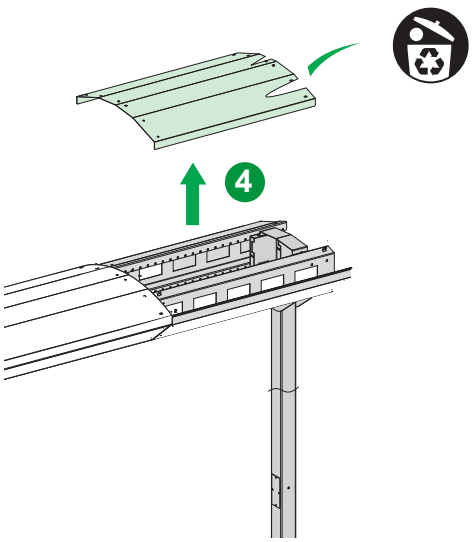
4

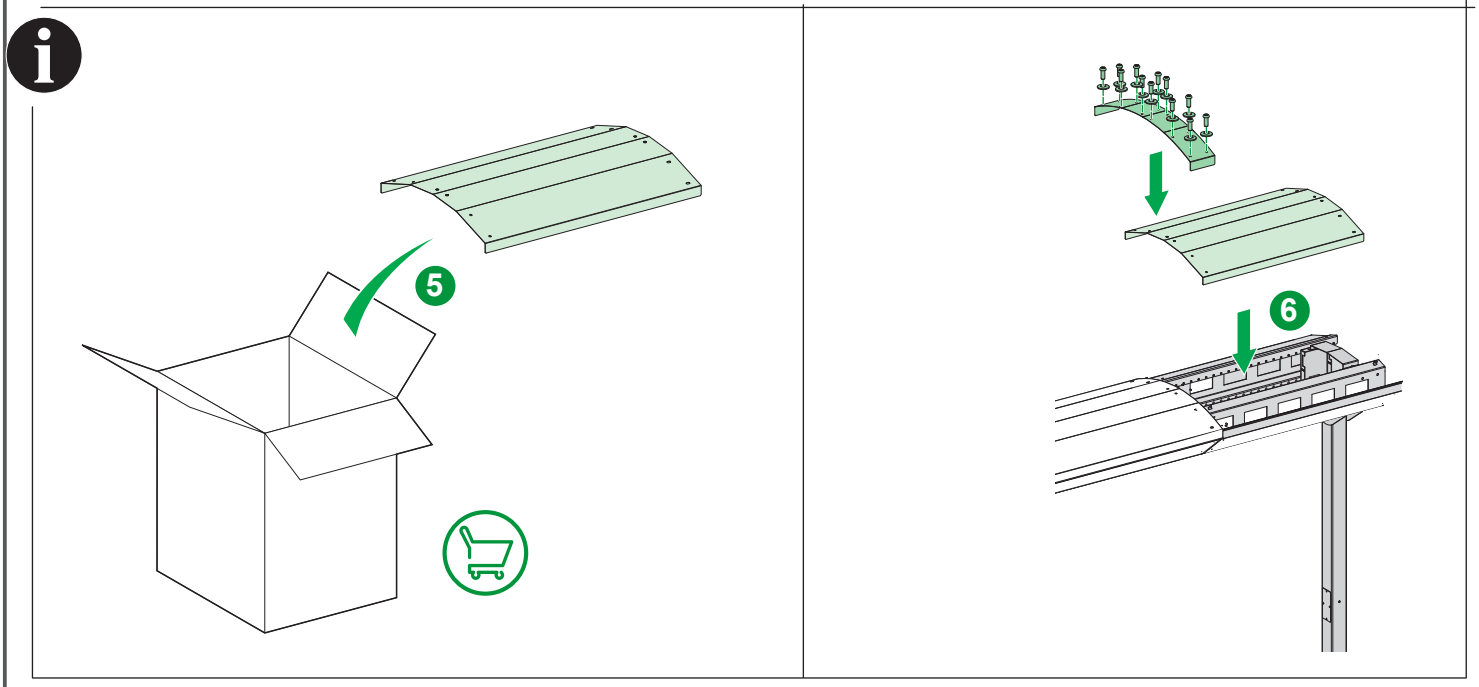
5
6

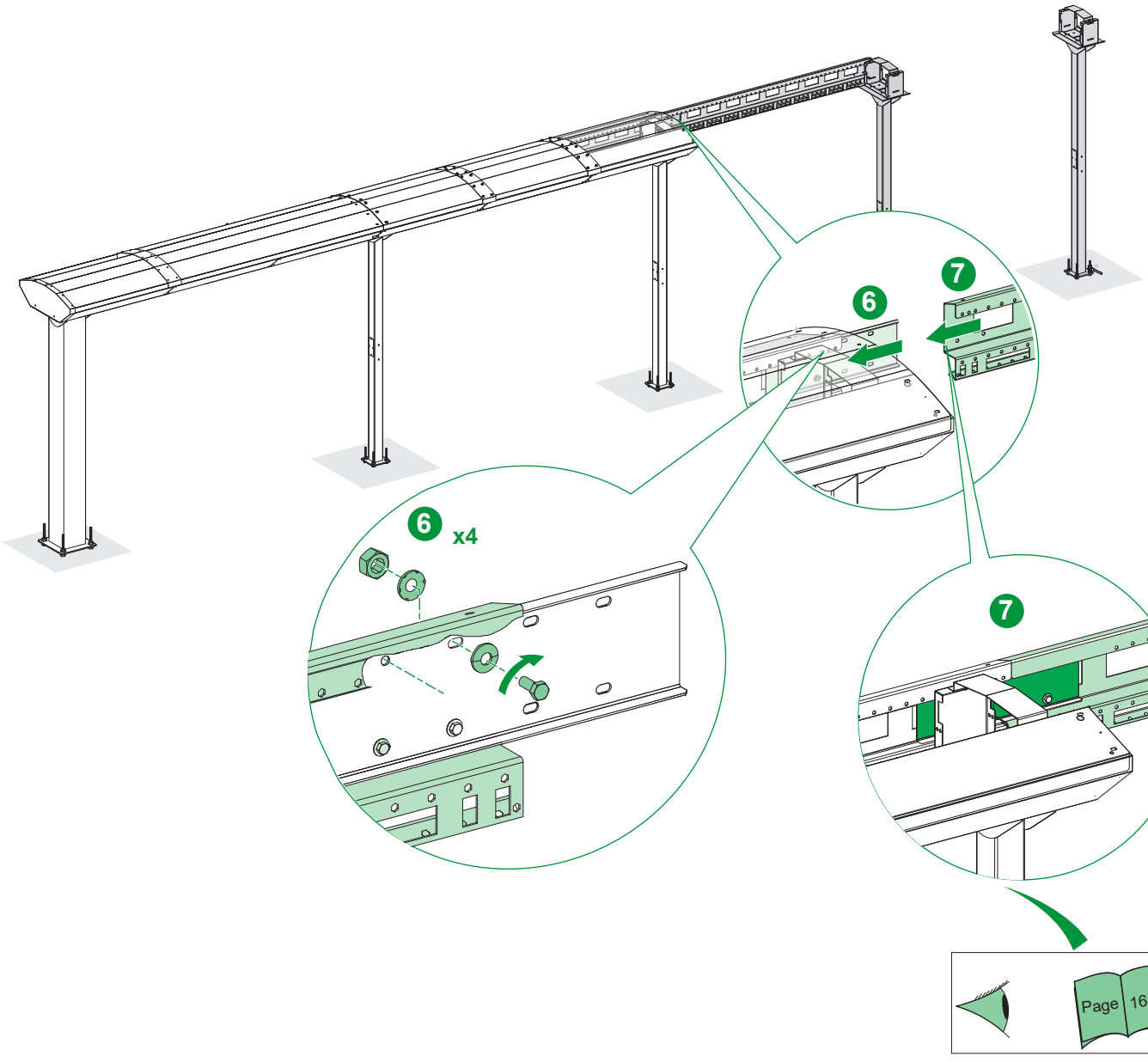
6
7
6
x4
7
Page
16-29

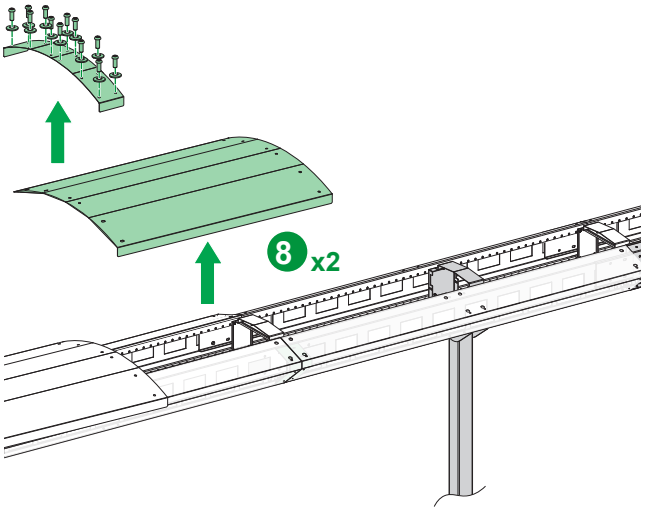
8 x2

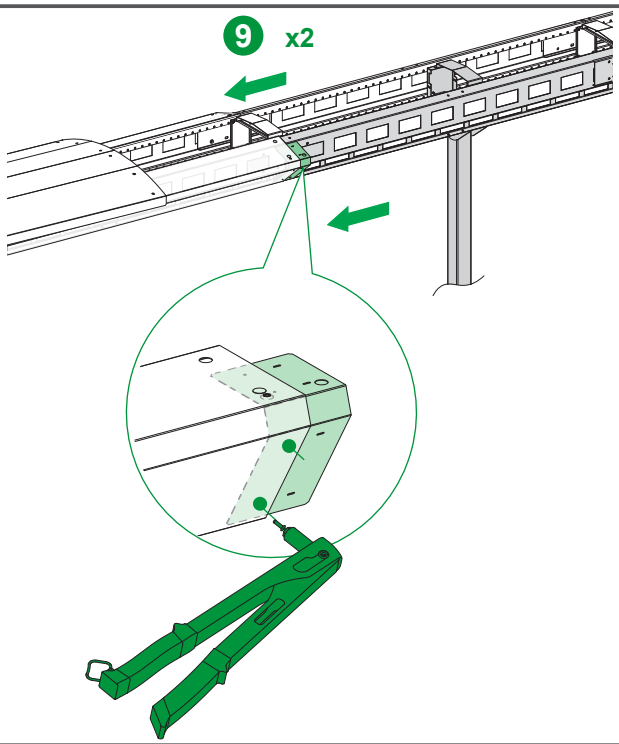
9 x2

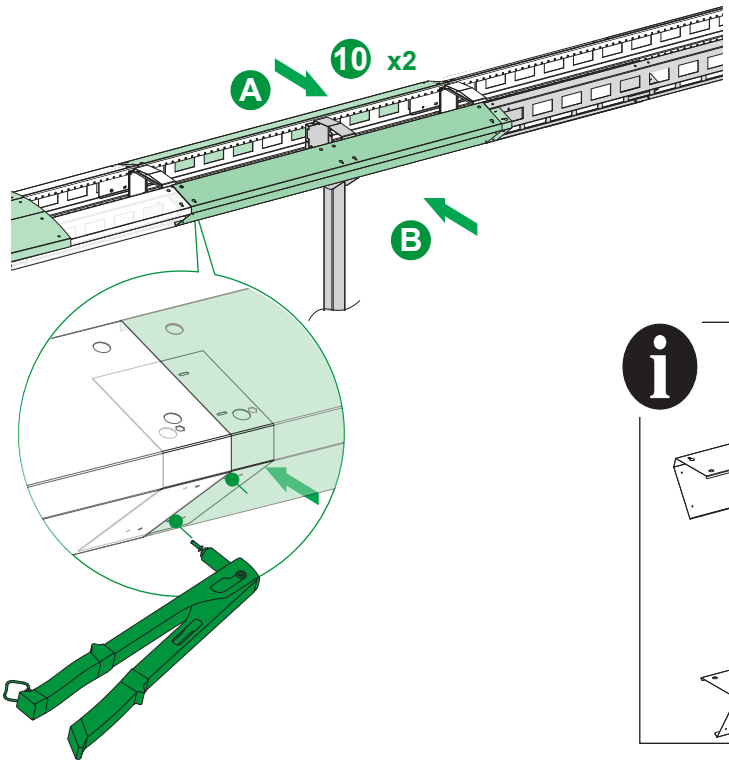
A
10 x2
B

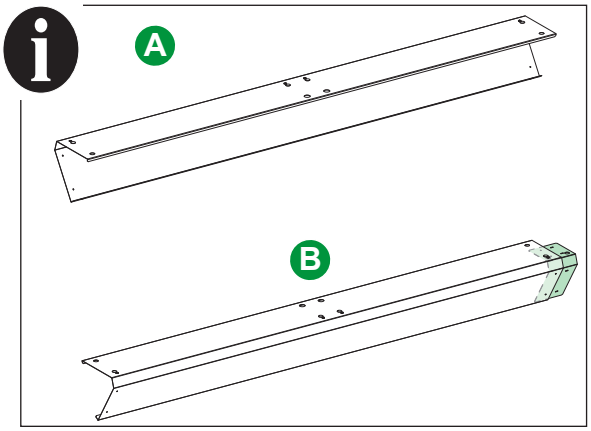
A
B

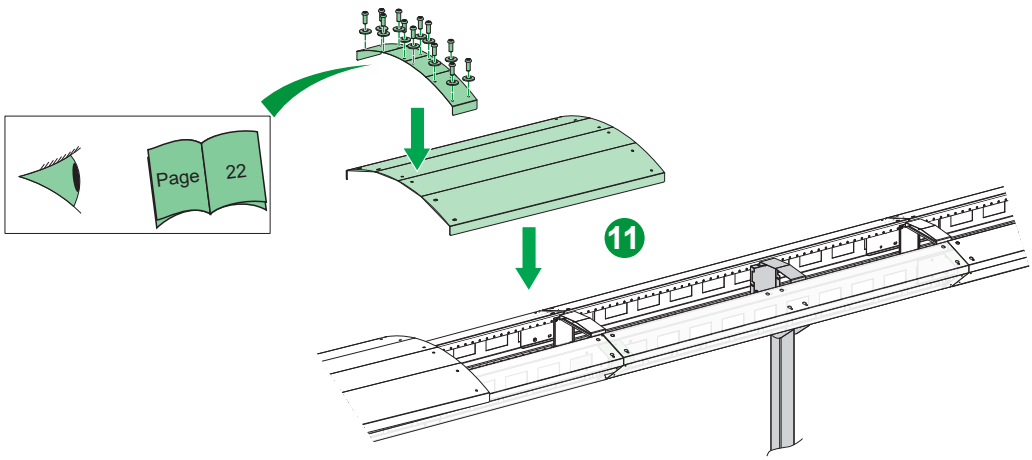
Page 22
11

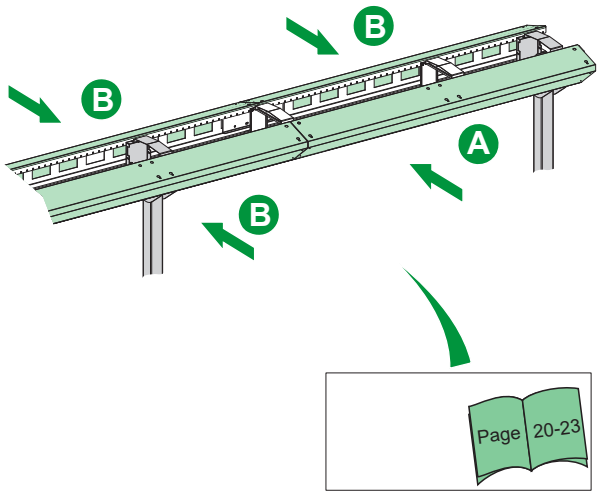

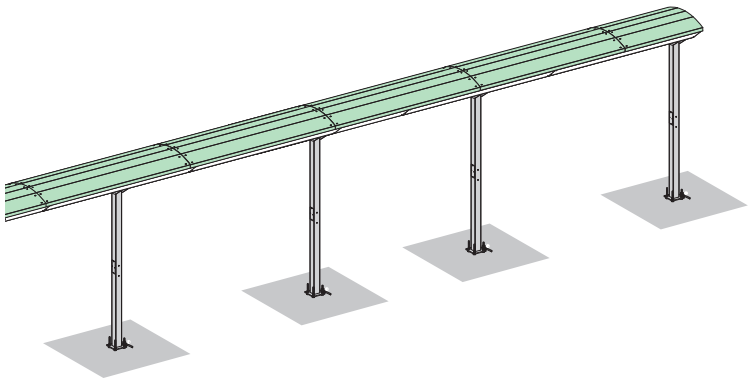

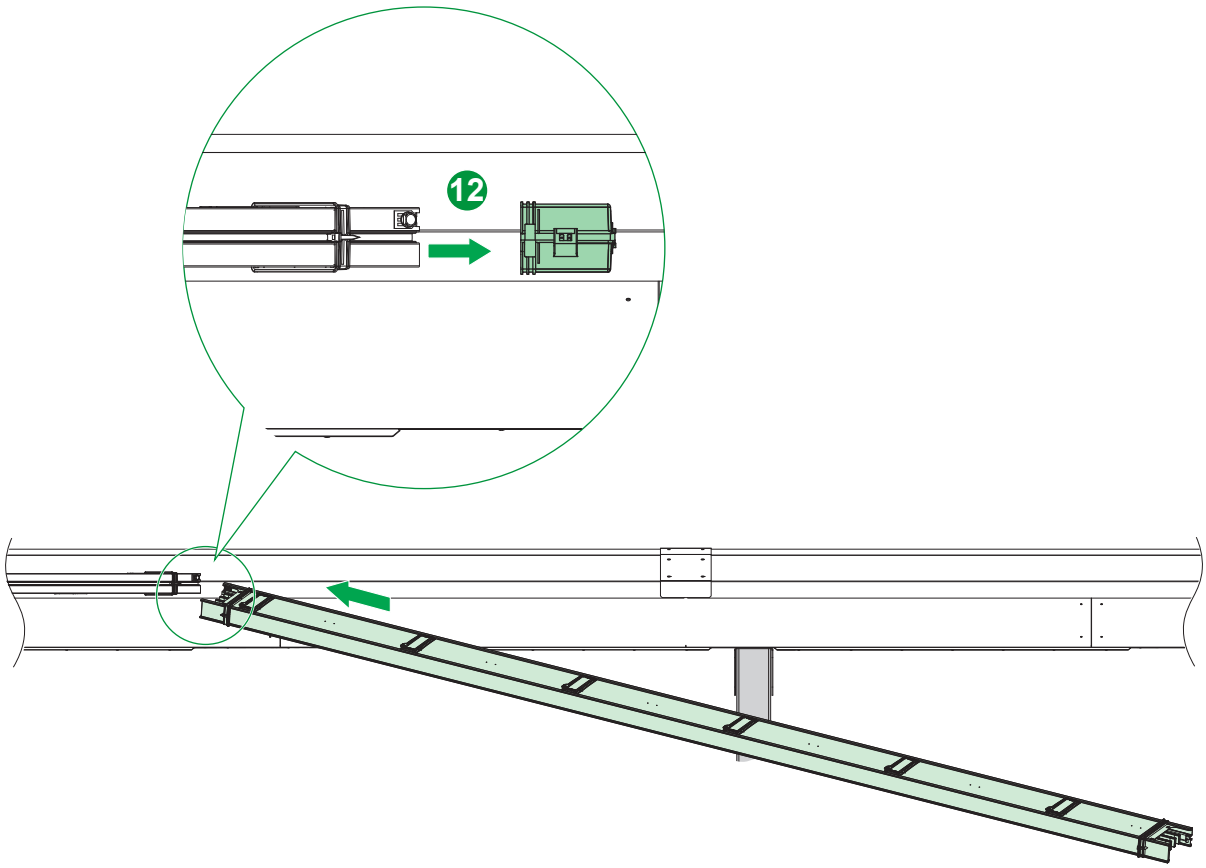

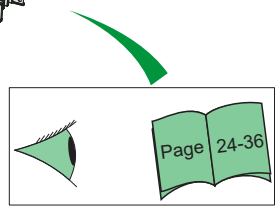

Schneider Electric Industries SAS
35 rue Joseph Monier
92500 Rueil-Malmaison
France
www.se.com
BQT33661-02

Schneider Electric Limited
Stafford Park 5
Telford, TF3 3BL
United Kingdom
www.se.com/uk

Қазақстан Республикасында ресми жеткізуші: ЖШС «Шнейдер Электрик»/ Уполномоченный поставщик в Республике Казахстан: ТОО «Шнейдер Электрик»
Мекен-жайы: ҚР, Алматы қ., Достық данғ.38
Адрес: РК, г. Алматы, пр. Достык, 38
Тел. +7 (727) 339 23 57

© 2025 Schneider Electric - All rights reserved.