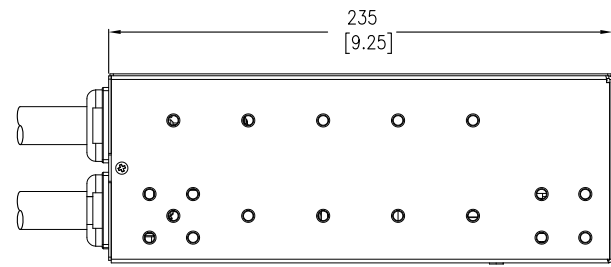
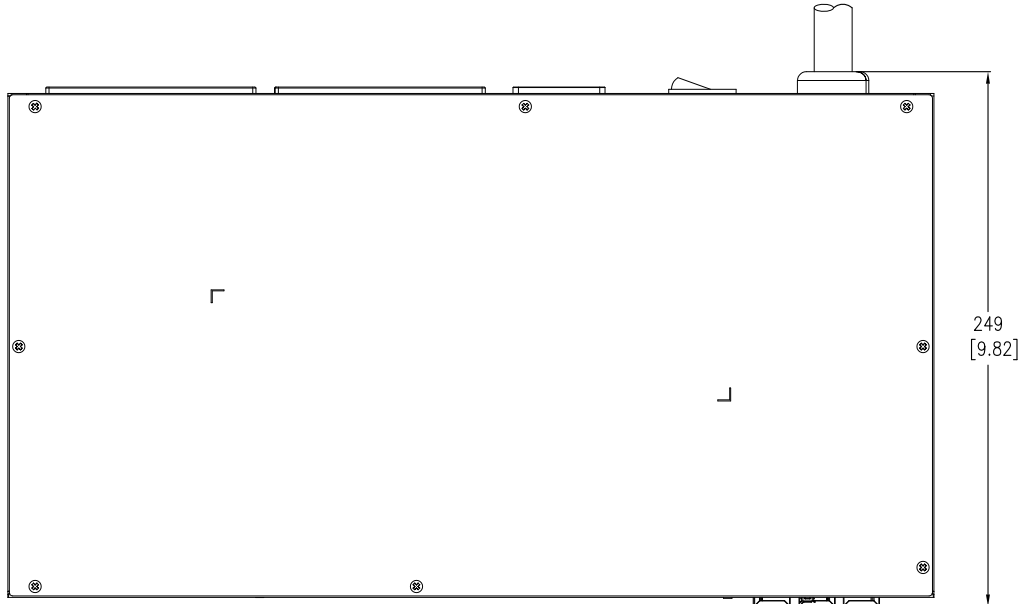


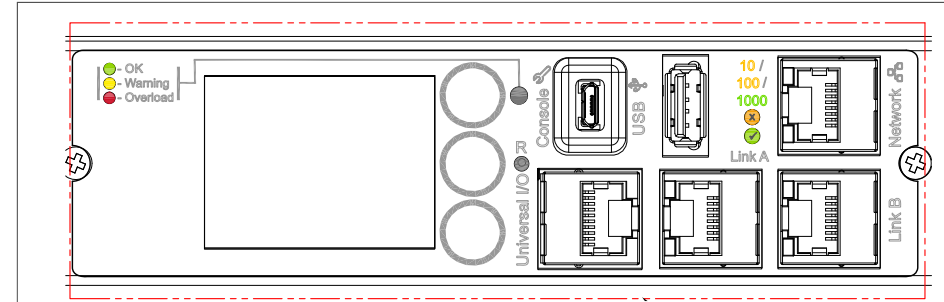
FRONT VIEW
(SHOWN WITHOUT MOUNTING EARS, IEC RECEPTACLES AND PLUG)



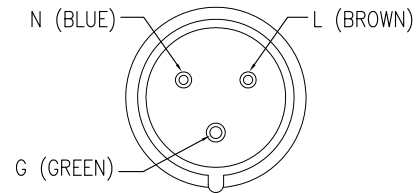
LEFT SIDE VIEW



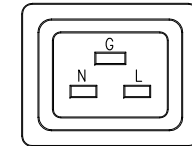
TOP VIEW



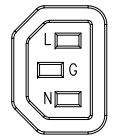
VIEW-A
(ENLARGED VIEW)



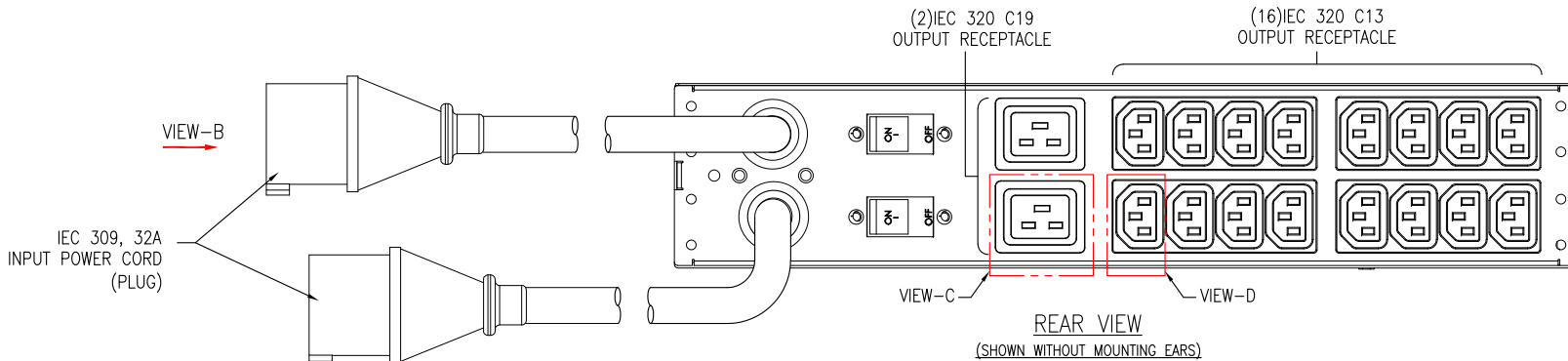
VIEW-B
IEC 309
(ENLARGED VIEW)



VIEW-C
IEC 320 C19 RECEPTACLE
(ENLARGED VIEW)



VIEW-D
IEC 320 C13
RECEPTACLE
(ENLARGED VIEW)



REAR VIEW
(SHOWN WITHOUT MOUNTING EARS)

- NOTES:
1. INSTALLATION SHALL COMPLY WITH ALL APPLICABLE NATIONAL, STATE AND LOCAL ELECTRICAL REGULATIONS.
 2. REFER TO PRODUCT DOCUMENTATION FOR ADDITIONAL DETAILS PRIOR TO INSTALLATION AND SITE PREPARATION WORK.
 3. ALL DIMENSIONS ARE IN MILLIMETERS [INCHES].
 4. NET WEIGHT OF THE UNIT IS 6.94 kg [15.30 lb].
 5. LENGTH OF INPUT CORD IS 2438 mm [96 INCHES].

THIS DRAWING AND SPECIFICATIONS HEREIN ARE THE PROPERTY OF SCHNEIDER ELECTRIC AND SHALL NOT BE COPIED, REPRODUCED OR USED IN WHOLE OR IN PART, AS THE BASIS FOR THE MANUFACTURE OR SALE OF ITEMS WITHOUT WRITTEN PERMISSION FROM SCHNEIDER ELECTRIC. THIS DRAWING IS BASED UPON LATEST AVAILABLE INFORMATION AND IS SUBJECT TO CHANGE WITHOUT NOTICE.



TITLE: RACK ATS
32A, 230V
INPUT: (2)IEC 309, 32A, 2P+E
OUTPUT: (16)IEC 320 C13, (2)IEC 320 C19
GENERAL ARRANGEMENT

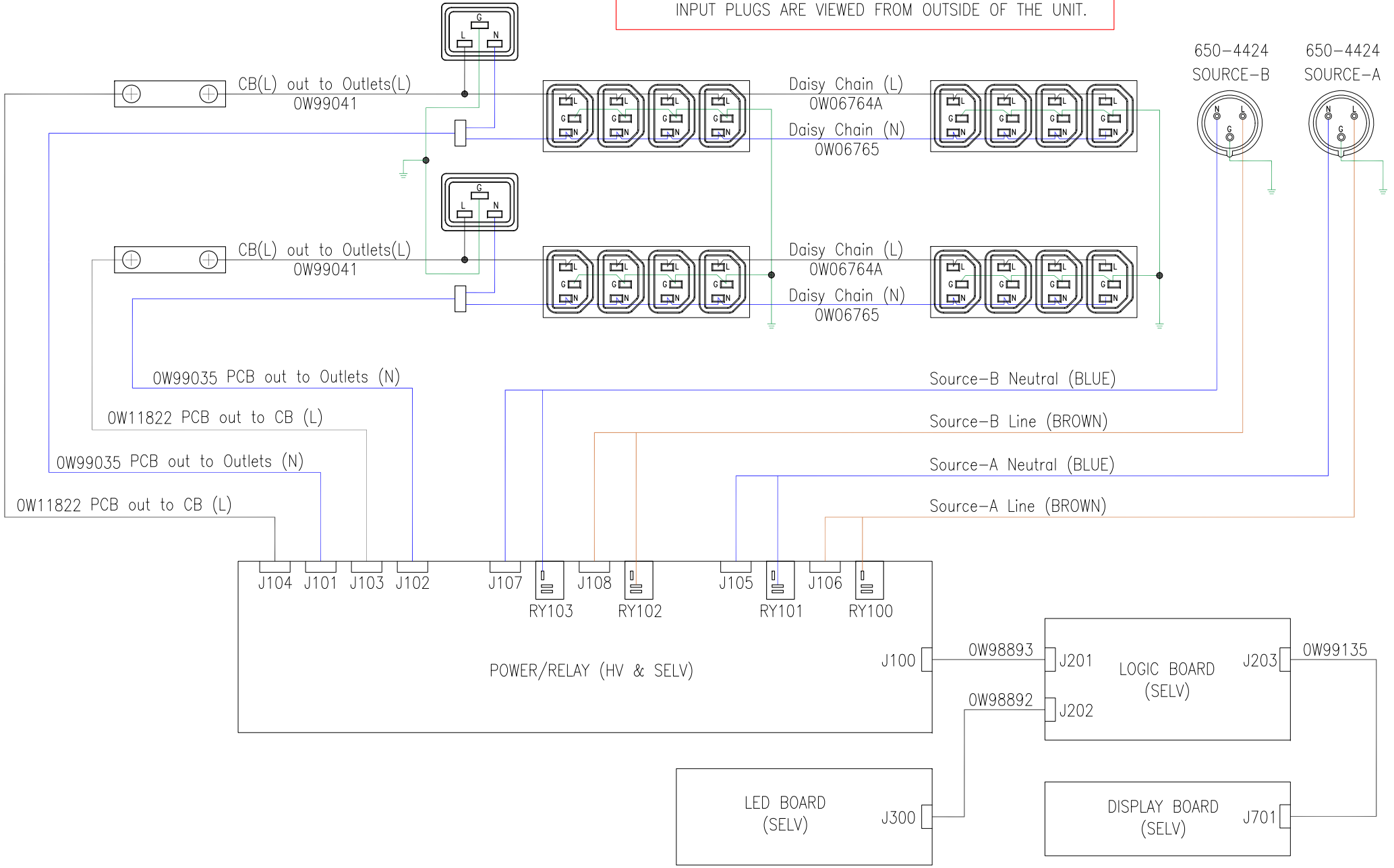
PROJECT: SUBMITTAL DRAWINGS SHEET 1 OF 2

DWG NO: AP4424A

REV: 1
DRAWN: RANJITHA 22-JUN-22
ENGINEER: PETE FISCHER 31-AUG-22
APPROVED: JONATHAN R 31-AUG-22

FIRST ANGLE PROJECTION

NOTE: ALL OUTLETS ARE VIEWED FROM INSIDE OF THE UNIT AND INPUT PLUGS ARE VIEWED FROM OUTSIDE OF THE UNIT.



- NOTES:**
1. INSTALLATION SHALL COMPLY WITH ALL APPLICABLE NATIONAL, STATE AND LOCAL ELECTRICAL REGULATIONS.
 2. REFER TO PRODUCT DOCUMENTATION FOR ADDITIONAL DETAILS PRIOR TO INSTALLATION AND SITE PREPARATION WORK.
 3. THIS DRAWING DEPICTS THE POWER SYSTEM CONNECTIONS AND IS NOT REPRESENTATIVE OF THE PHYSICAL LAYOUT. PLEASE REFER TO MECHANICAL DRAWINGS FOR PHYSICAL LAYOUT.

THIS DRAWING AND SPECIFICATIONS HEREIN ARE THE PROPERTY OF SCHNEIDER ELECTRIC AND SHALL NOT BE COPIED, REPRODUCED OR USED IN WHOLE OR IN PART, AS THE BASIS FOR THE MANUFACTURE OR SALE OF ITEMS WITHOUT WRITTEN PERMISSION FROM SCHNEIDER ELECTRIC. THIS DRAWING IS BASED UPON LATEST AVAILABLE INFORMATION AND IS SUBJECT TO CHANGE WITHOUT NOTICE.



TITLE: RACK ATS
 32A, 230V
 INPUT: (2)IEC 309, 32A, 2P+E
 OUTPUT: (16)IEC 320 C13, (2)IEC 320 C19
 ELECTRICAL SCHEMATIC
 PROJECT: SUBMITTAL DRAWINGS SHEET 2 OF 2

DWG NO: AP4424A
 DRAWN: RANJITHA 22-JUN-22
 ENGINEER: PETE FISCHER 31-AUG-22
 APPROVED: JONATHAN R 31-AUG-22

REV. 0
 FIRST ANGLE PROJECTION