




Allow your clients to stay on  
the top of their business 24/7

EcoStruxure  
Facility Expert – Small Business

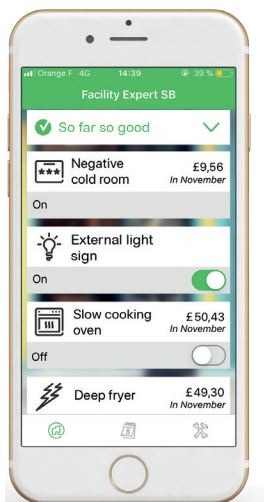


# Keep clients connected anywhere, anytime

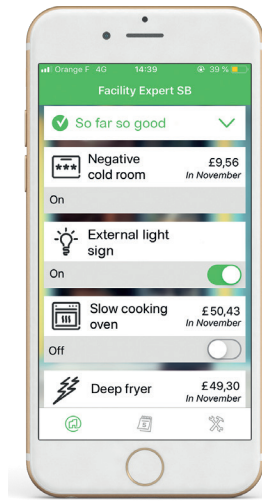


Help your customers to :

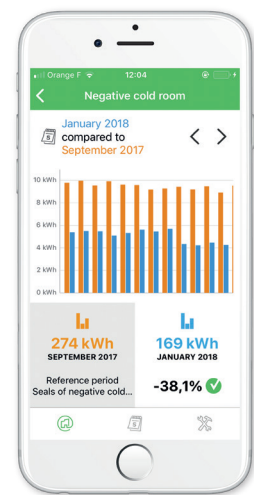
## Get alerted



## Control



## Optimize



With the Facility Expert SB app, your customers can:

- Monitor critical loads, for 24/7 visibility
- Receive notification in real-time, in the event of equipment issues or unplanned power shut-off
- Receive notification when equipment is on or off as planned
- Monitor the temperature of your refrigeration and be notified in case of abnormal temperatures
- Create the daily temperature report
- Control electrical equipment, onsite or remotely
- Schedule equipment on/off times, onsite or remotely
- Optimize energy consumption by monitoring usage - per individual load type
- Monitor and compare energy consumption of equipment for specific periods of time



# Provide customers with answers and peace of mind

EcoStruxure Facility Expert Small Business lets you address your customers' questions and concerns with an innovative digital solution.



## Restaurant owner

«If temperature of my cold room is too high in my absence can I get alerted to reduce significant losses in goods?»

Yes!



## Restaurant owner

“« Can I be sure that the deep fryers are switched off after opening hours? ”

Yes!



## Coffeeshop owner:

« My coffee machine takes 30 minutes to heat up. Can I switch it on from home to gain time? »

Yes!



## Cheese factory owner:

“Can I get alerted in case of stoppage of any of my machines ?

Yes!



## Convenient shop owner :

«Can I get alerted if one of my 5 cold displays is off, so I can go to the shop and save the goods? »

Yes!



## Convenient shop owner :

« Can I check that the pumps of my micro brewery are running during the night, as scheduled ?»


Yes!

# Turn any panel to a connected panel in under an hour

Just few products necessary



Concentrator



Energy sensors

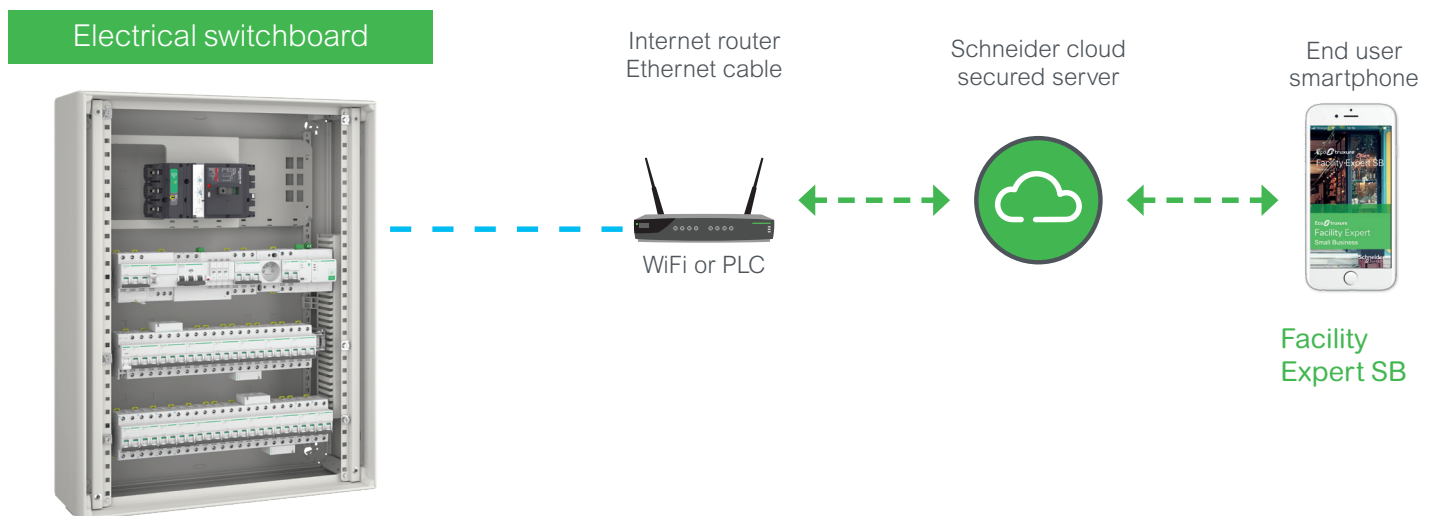


Control modules



Temperature sensors

Add these products to any new or existing installation



Less than 1 hour of installation and configuration



5 PowerTag : 25min

1 PowerTag Link C : 15min

Commissioning with eSetup : 10min


# Easy to install and configure

- Install connectivity in any existing electrical panel – quickly and easily
- Experience true plug-and-play configuration with eSetup for Electricians app, a simple smartphone application
- Benefit from Schneider Electric's daily support and services in your day-to-day activity

## Commission with confidence and ease

Thanks to eSetup for electricians app, commissioning is easy and fast.

1. Download eSetup for Electricians app.
2. Connect your phone with the customer's panel board.
3. Commission in 10 minutes or less.
4. Welcome your customer to the connected world of EcoStruxure



### Step 1

Install assets into panelboard



PowerTag Link C  
and PowerTag

### Step 2

Download the eSetup for Electricians app



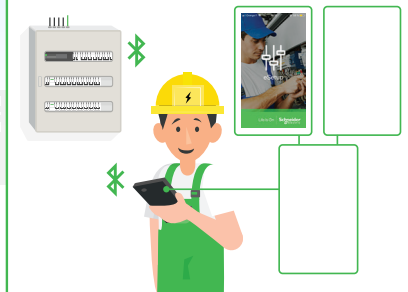
### Step 3

Connect your smartphone to the panelboard



### Step 4

Commission in 10 minutes.

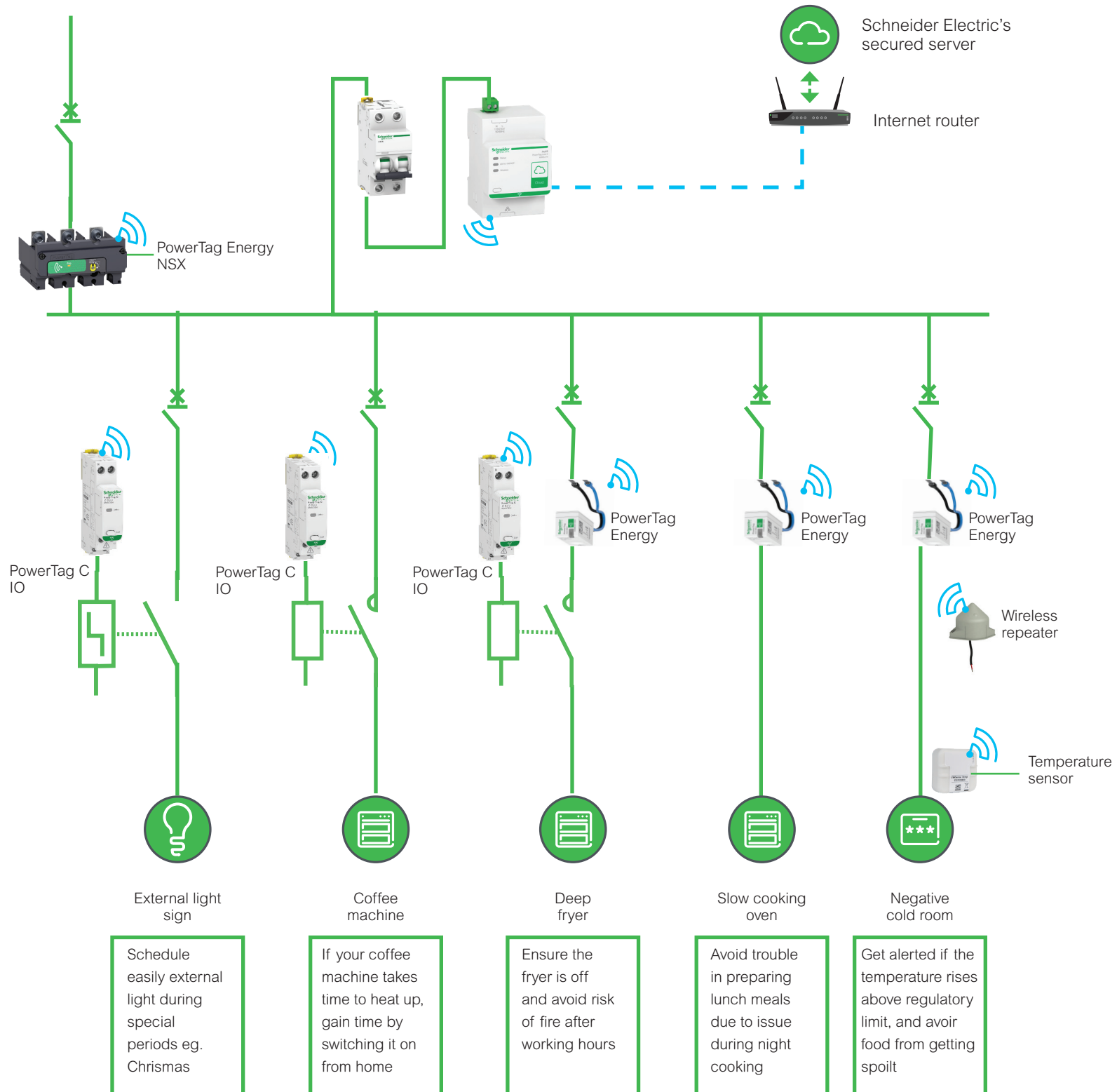


### Step 5

Introduce your customer to the world of Facility Expert Small Business



# Let's take a restaurant as an example



# Get these products now!

## Acti 9 PowerTag Link C - Communication concentrator



Type		Ref. no.
1P+N	1 concentrator for 20 wireless devices	A9XELC10

## PowerTag Energy - 63 A



M63 type



P63 type



F63 type

Type	Mounting	M63 Ref. no.	P63 Ref. no.	F63 Ref. no.
1P+wire	Top or bottom	A9MEM1520		
1P+N	Top	A9MEM1521	A9MEM1561	A9MEM1560
	Bottom	A9MEM1522	A9MEM1562	A9MEM1560
1P+N RCBO	Bottom		A9MEM1563	
3P	Top or bottom	A9MEM1540		
		A9MEM1543		
3P+N	Top	A9MEM1541	A9MEM1571	A9MEM1570
	Bottom	A9MEM1542	A9MEM1572	A9MEM1570

## PowerTag Energy - NSX



Type	Mounting	Rating	Ref. no.
3P	Bottom*	250 A	LV434020
	Bottom*	630 A	LV434022
3P+N	Bottom*	250A	LV434021
	Bottom*	630A	LV434023

## PowerTag Control



Type	Application	Ref.no.
PowerTag C IO 230V	Control and monitoring 1 output relay 2 A -230 V AC, 1 digital input loop back	A9XMC1D3
PowerTag C 2DI 230V	Monitoring 2 digital inputs 230 V AC	A9XMC2D3

## PowerTag Ambient - Temperature sensor



Type	Ref.no.
Set of 4 ESST01 fridge temperature sensors	A9XST114



Type	Ref.no.
Relay antenna	ZBRA1

# Contact Schneider Electric

To learn more about EcoStruxure Facility Expert – Small Business, plus the tools and services Schneider Electric provides to support your digital installations, speak with your Schneider Electric representative or visit [www.schneider-electric.com](http://www.schneider-electric.com).

## Schneider Electric

35 rue Joseph Monier 92500  
Rueil-Malmaison, France  
Tel: +33 (0)1 41 29 70 00

[schneider-electric.com/ecostruxure-facility-expert-sb](http://schneider-electric.com/ecostruxure-facility-expert-sb)

March 2018

©2018 Schneider Electric. All Rights Reserved. Schneider Electric | Life Is On is a trademark and the property of Schneider Electric SE, its subsidiaries, and affiliated companies. This document is not a binding agreement and Schneider Electric disclaims any liability resulting from its content. 998-20169302\_GMA

Life Is On

**Schneider**  
Electric