

Sensor Solutions for Escalator and Elevator Applications



Telemecanique

Sensors

Simply easy!

> Escalator / Elevator-ready sensors

The line of sensor products making up the Telemecanique Sensors Escalator and Elevator Industry offer specifically address the necessary standards, constraints, and detection goals of Escalator and Elevator systems worldwide.

Compact and easy-to-install solutions

Space is at a premium in the lift industry, both on escalators and elevators. The Telemecanique Sensors product offering reflects our innovative focus not only in regard to the compact and lightweight design of our sensors, but in regard to their availability in a wide range of connector options.

Take them out of the box. Quickly install them. **Simply easy!**[™]

Proven, dependable support

Founded over 90 years ago, Telemecanique Sensors specializes in sensors and sensor-related technology. As a global leader in the sensors business, we help our customers select the right technology to get the best performance and reliability from their machines.

Focused on 3 core values - Simplicity, Proximity and Expertise - we have become experts in demanding applications, making our customers' lives **Simply easy!**[™]

Easy to connect with the experts



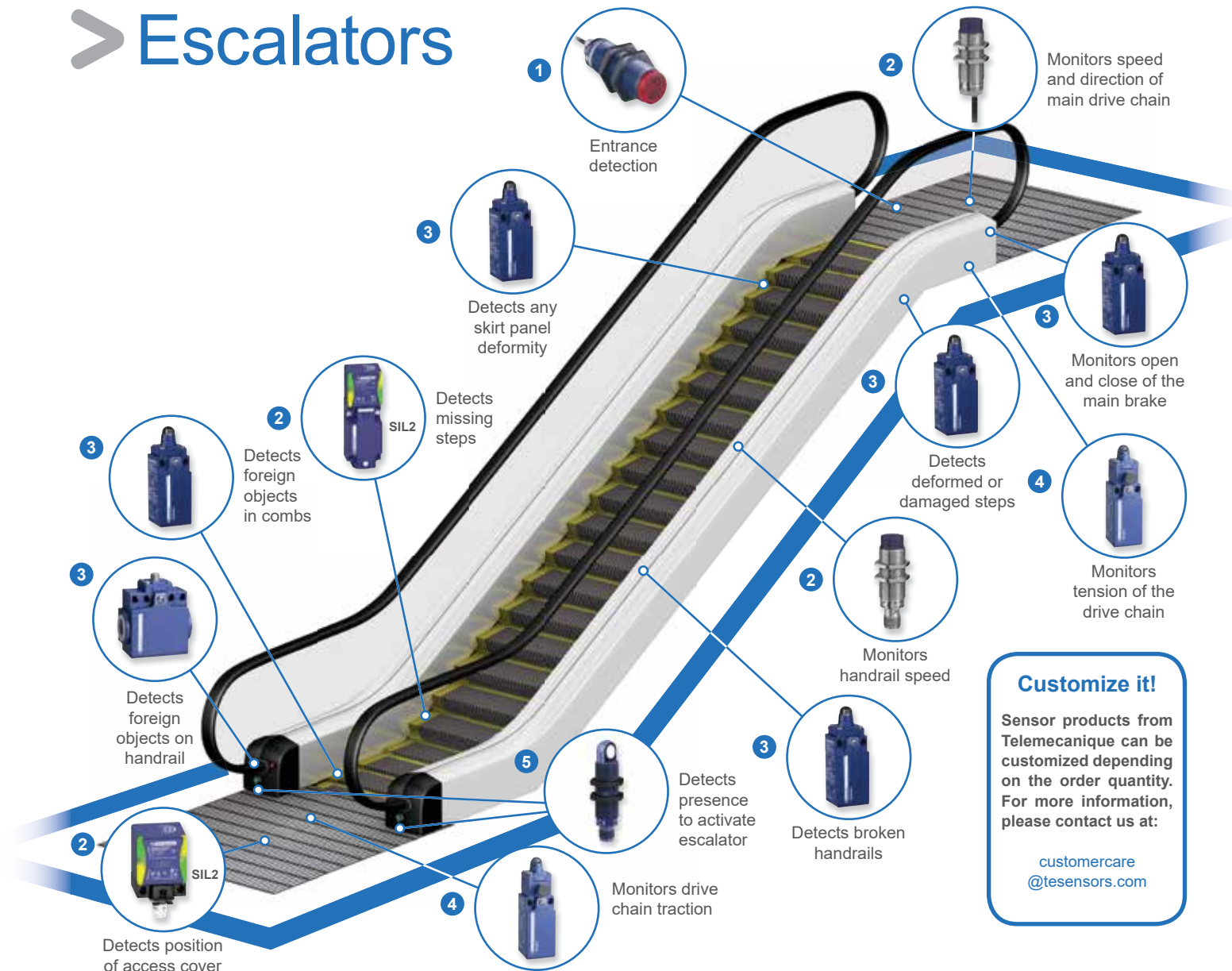
The Telemecanique Sensors team is available for pre and post sales support. We become an extension of your team and share our expertise with you.

Use the "Service & Support" menu of our website to quickly connect to your local Telemecanique Sensors representative.

www.tesensors.com



> Escalators



Customize it!

Sensor products from Telemecanique can be customized depending on the order quantity. For more information, please contact us at:

customercare
@tesensors.com


- | | |
|---------------------------|--|
| 1 XU Photoelectric Sensor | A full range of Photoelectric sensors in the main form factors from cylindrical to rectangular. |
| 2 XS Inductive Sensor | Inductive proximity sensors range for non-contact sensing of metal objects including a SIL2 certified version. |
| 3 XCKN/XCNT Limit Switch | Standard version of our market leading range of positive opening IEC Limit Switches. Many available heads. 1 or 2 cable entries. |
| 4 XCNR IEC Limit Switch | Manual reset version of our market leading range of positive IEC Limit Switches with many available heads. |
| 5 XX Ultrasonic Sensor | A full range of Ultrasonic sensors for standard or wide area detection. |



> Elevators



- 1** XCC Encoder A range of innovative rotary encoders opened to field BUS communication.
- 2** XS Inductive Sensor Inductive proximity sensors range for non-contact sensing of metal objects including a SIL2 certified version.
- 3** XIOT Cloud Connected Sensor Connects your unreachable assets to the cloud, enabling real-time data and alarms on mobile devices.
- 4** XCS Safety Switch Safety switches for controlling the safe opening and interlocking of guards and covers.
- 5** XU Photoelectric Sensor A full range of Photoelectric sensors in the main form factors from cylindrical to rectangular.
- 6** XCK IEC Limit Switch Standard version of our market leading range of IEC Limit Switches with plastic roller plungers.
- 7** XCNR IEC Limit Switch Manual reset version of our market leading range of positive IEC Limit Switches with many available heads.
- 8** XG Compact RFID Sensor Easily integrated panel mounting smart antenna for access control compatible with most RFID electronic tags.



> Choose the best product for your application

Inductive sensors



XS	Sensing distance	5 mm	8 mm	15-20 mm flush / 40 mm non flush	20 mm flush / 40 mm non flush
DC 3 wires NO	PNP cable	XS118BLPAL2	XS218BLPAL2	XS118BHPAL2	
	connector	XS118BLPAM12	XS218BLPAM12	XS118BHPAM12	XS7C2A1PAM12
DC 4 wires NO+NC	NPN cable	XS118BLNAL2	XS218BLNAL2	XS118BHNAL2	
	connector	XS118BLNAM12	XS218BLNAM12	XS118BHNAM12	XS7C2A1NAM12
	PNP connector			XS8C2A1PCM12 / XS8C2A4PCM12	XS8C4A1PCP20 / XS8C4A4PCP20

Photoelectric sensors




DC 3 wires NO	Transmitter	XU	XUB		XUM		XUVR	
			Reflex	Thru Beam	Reflex	Thru Beam	Fork	
DC 3 wires NO	PNP	cable		XUB9APANL2	XUB2APANL2R	XUM9APCNL2	XUM2APCNL2R	XUVR0303PANL2
		connector		XUB9APANM12	XUB2APANM12R	XUM9APCNM8	XUM2APCNM8R	XUVR0303PANM8
	NPN	cable		XUB9ANANL2	XUB2ANANL2R	XUM9ANCNL2	XUM2ANCNL2R	
		connector		XUB9ANANM12	XUB2ANANM12R	XUM9ANCNM8	XUM2ANCNM8R	
	cable		XUB2AKSNL2T		XUM2AKCNL2T			
	connector		XUB2AKSNM12T		XUM9AKCNM8T			

Ultrasonic sensors



1 meter sensing distance	PNP	NO / NC	XX	
			Straight	90° angled head
			XXS18P1PM12	XXA18P1PM12

Limit switches



XC	M20	Pg11	Straight							90° angled head		
			XCKN2510P20	XCKN2502P20	XCKN2521P20	XCKN2506P20	XCKN2518P20	XCKN2545P20	XCKN2549P20	XCKN2539P20	XCKN2539G11	XCKN2539P16
XCKN	M20	Pg11	XCKN2510P20	XCKN2502P20	XCKN2521P20	XCKN2506P20	XCKN2518P20	XCKN2545P20	XCKN2549P20	XCKN2539P20	XCKN2539G11	XCKN2539P16
XCKN	Pg11		XCKN2510G11	XCKN2502G11	XCKN2521G11	XCKN2506G11	XCKN2518G11	XCKN2545G11	XCKN2549G11	XCKN2539G11	XCKN2539G11	XCKN2539G11
XCNR	M20	Pg11	XCNR2510P20	XCNR2502P20	XCNR2521P20		XCNR2518P20					
XCNR	Pg11		XCNR2510G11	XCNR2502G11	XCNR2521G11		XCNR2518G11					
XCKS	M20			XCKS502H29			XCKS531H29					XCKS539H29
XCKS	Pg13			XCKS502			XCKS531					XCKS531
XCKS	1/2NPT			XCKS502H7			XCKS531H7					
XCNT	M16	Pg11	XCNT2510P16	XCNT2502P16	XCNT2521P16	XCNT2506P16	XCNT2518P16	XCNT2545P16	XCNT2549P16	XCNT2539P16	XCNT2539G11	XCNT2539P16
			XCNT2510G11	XCNT2502G11	XCNT2521G11	XCNT2506G11	XCNT2518G11	XCNT2545G11	XCNT2549G11	XCNT2539G11	XCNT2539G11	XCNT2539G11

All switches above are NO+NC Slow


Encoders



XCC	Resolution	ø 58 mm		ø 90 mm	
		Solid shaft	Through shaft	Solid shaft	Through shaft
Incremental	500 pts	XCC1510PS05Y			
	1024 pts	XCC1510PS11Y		XCC1514TS11Y	
	10,000 pts			XCC1912PS00KN XCC1930TS00KN	
Absolute multiturn	8192 pts/4096 turns	XCC3510PS84SGN	XCC3514TS84SB	XCC3912PS84SGN	XCC3912TS84SGN

Safety Switches

XCSDMP		Operating zone (1) Sao: 8mm / Sar: 20mm			
Safety Contacts (2)		NC + NO	2NC	NC + 2NO	2NC + NO
Without LED	Cable 2m (3)	XCSDMP5902	XCSDMP7902	XCSDMP5002	XCSDMP7002
	M12 4P or 8P (4)	XCSDMP590L01M12	XCSDMP790L01M12	XCSDMP500L01M12	XCSDMP700L01M12
With LED	Cable 2m (3)	XCSDMP5912		XCSDMP5012	XCSDMP7012
	M12 4P or 8P (4)	XCSDMP591L01M12	XCSDMP791L01M12	XCSDMP501L01M12	XCSDMP701L01M12




(1) Sao: Assured operating distance; Sar: Assured tripping distance
 (2) Schematic diagram shown represents the contact states while the magnet is in front of the switch
 (3) For switches with other cable lengths, replace the last number in the reference by 5 for 5 meters or 10 for 10 meters. Ex. XCSDMC5905
 (4) M12 4P for XCSDMP59/79 (2 contacts), M12 8P for XCSDMP50/70 (3 contacts)

XCSRC




- XCSRC10M12:** SINGLE Safety RFID contactless switch (reader + factory paired transponder) • Unique pairing • M12
- XCSRC11AM12:** STANDALONE Safety RFID contactless switch (reader + factory paired transponder) • EDM + Auto start • Unique pairing • M12
- XCSRC12M12:** SERIES Safety RFID contactless switch (reader + factory paired transponder) • Unique pairing • M12

Pressure Transmitters (for Hydraulic drive Elevator systems)

XMLP	Pressure range (bar) (1)	0...10	0...16	0...25	0...60	0...100	0...250
	Fluids controlled	Hydraulic oils					
	Voltage limits (V)	7...33 V DC for 4...20mA, 12...33 V DC for 0...10 V					
	Dimensions (mm) Ø x L	26 x 38 (M12), 26 x 60.5 (EN175301-803-A)					
	Fluid connections (2)	G 1/4 A (male)					
	Electrical connections (3)	connector M12 4-pins, EN 175301-803-A					
	Output type (4)	4...20mA, technique 2-wires, 0...10V, technique 3-wires					
Analogue output 4...20mA	M12 4-pins	XMLP010BD21F	XMLP016BD21F	XMLP025BD21F	XMLP060BD21F	XMLP100BD21F	XMLP250BD21F
	EN175301-803-A	XMLP010BC21F	XMLP016BC21F	XMLP025BC21F	XMLP060BC21F	XMLP100BC21F	XMLP250BC21F

(1) Also available with psi range (2) Also available with 1/4"-18NPT male or 7/16-20UNF female (3) Also available with 3-pins packard connector (4) Also available with 0.5...4.5 V and 0...10 V ratiometric output. Available in bulk packs for selling in lots of 25 pcs. Add Q suffix to the reference. Ex: XMLP001GD21F becomes XMLP001GD21FQ

Pressure Switches (for Hydraulic drive Elevator systems)

XMLD - Fixed differential, dual stage, detection at each threshold		10	20	35	70	160	300
	Setting range (bar)						
	2nd stage switching point (PB2)	1.2...10	2.14...20	4.4...35	9.4...70	16.5...160	36...300
	1st stage switching point (PB1)	0.52...9.32	0.9...18.76	1.9...32.5	6.6...67.2	10.5...154	25...289
	Spread between 2 stages (PB2-PB1)	0.68...5.8	1.24...9.55	2.5...20.4	2.8...46	6...83	11...189
	Without setting scale 2 C/O single-pole pole, snap action contacts (1 per stage)	XMLD010B1S12	XMLD020B1S12	XMLD035B1S12	XMLD070D1S12	XMLD160D1S12	XMLD300D1S12

Compact RFID Sensors

XG RFID Stations 13.56 MHz, Fixing Ø 22		Compact station for panel fixing (1)	Compact station for panel fixing with indicator light (1)
Type of associated tag	ISO 15693 to ISO 14443 standard tags. Automatic detection of the type tag.		
Display	For informing the operator		2 multicolor LEDs (7 selectable colors) driven by Modbus requests
	For the communication	1 dual color LED (Dialog station/tag)	1 dual color LED (Modbus network activity)
Item numbers		XGCS490B201	XGCS49LB201

Cloud Connected Sensors

XIOT Cloud Connected Sensors - 3 options to choose from			
Description	Transmitter only XIOT11SE5MRCL	Prepaid 5-year access to cloud XIOT11SE5MRCL	Subscription services (1) XIOT11SE5MRCL
> 1 standalone transmitter			
> Activation magnet	✓	✓	✓
> Instruction sheet			
> 5-year subscription to Sigfox LPWAN (2)	----	✓	----
> Web interface to configure and display data	----	✓	✓
> Smartphone apps for alert notifications (iOS and Android)	----	✓	✓
> Connection to Telemecanique Sensors secure servers via external SCADA system for data processing	----	----	✓

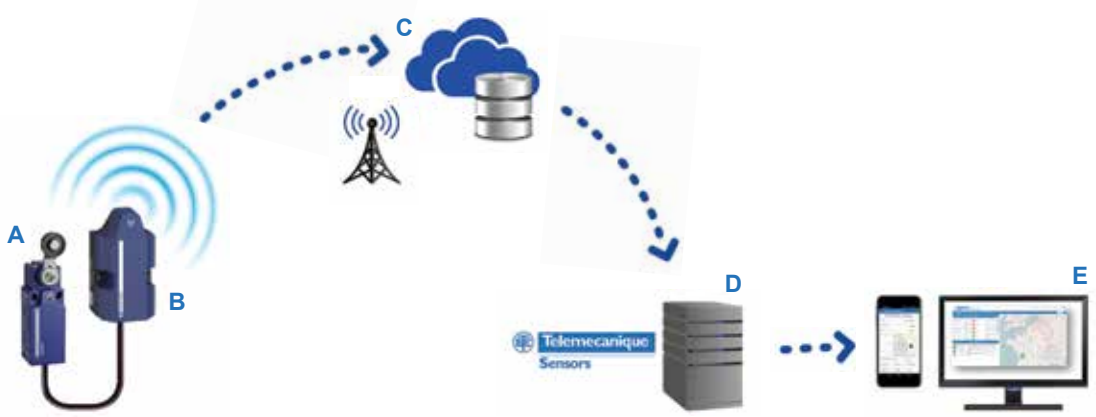
(1) Pricing, terms and conditions available at: <https://godigital.schneider-electric.com/smp/home/home.page>
 (2) LPWAN: Low power wide area network

The XIOT communication offer from Telemecanique Sensors (2) is based on LPWAN (low power wide area network) technology, operated by Sigfox.

The Sigfox network covers 32 countries and is already very extensive in Europe. It is also being rapidly deployed in the US and Asia-Pacific. It uses antennas with a range of around 50 km. The map on the Sigfox website shows exactly which areas are covered by the network (see <http://sigfox.com/en/coverage>).

How it works

When the contacts on a sensor installed on your site change state (A), the transmitter (B) sends a message to the IoT network (LPWAN) (C), which is then routed to our secure servers (D). This message is then delivered to one or more recipients as an alert on PC, tablet, or smartphone (E).



Schneider Electric Industries SAS

Head Office
35, rue Joseph Monier – CS 30323
F92506 Rueil-Malmaison Cedex
FRANCE

www.tesensors.com

Due to the constant evolution of standards and equipment, the specifications indicated in the text and images of this document can only be guaranteed after confirmation by our departments. Print: Schneider Electric Photos: Schneider Electric

©2018 Schneider Electric. All Rights Reserved. Schneider Electric, OsiSense, and Telemecanique are trademarks and the property of Schneider Electric SE, its subsidiaries and affiliated companies. All other trademarks are the property of their respective owners.

August, 2018 9006HO1801