

The Altivar[®] 32 Drive

Reduce panel space, commissioning time and machine cost while maximizing machine performance.



A variable speed drive for asynchronous and synchronous motors

- ¼ – 3 HP @ 240 Vac
- ½ – 20 HP @ 480 Vac

Make the most of your energySM

Schneider
Electric

[So slim! So smart!]



The Altivar 32 variable speed drive's slim, book-style footprint, side-by-side mounting capability and ability to accept a self-protected disconnect reduces panel space and wiring costs.

In addition, the Altivar 32 drive has certified safety functions for safe power removal, safe limited speed and safe stopping, as well as integrated decision capabilities such as input/output (I/O) event logic, counting and timing functions. This further reduces panel space and wiring costs.

Designed to operate without the need for encoder feedback, the Altivar 32 drive delivers exceptional speed and torque control for asynchronous or synchronous AC motors to maximize your machine's performance. It also features conformal coating to protect circuit boards from dust, moisture and other airborne contaminants, which allows it to be used in harsh environments.

Combine this with your choice of communication networks and the embedded Bluetooth® technology that enables monitoring, viewing and machine diagnostics while keeping cabinet doors safely closed and you have a drive that quickly delivers added performance, reliability and improved cost to your industrial machine designs.



Altivar 32 drive has:

- Reduced panel space up to 40%
- Reduced wiring costs up to 30%
- SIL level certification
- Compatibility with motors used in an ATEX environment
- Over 150 application-specific functions

[The right drive for you!]



Smart material handling/working

- Gapping
- Palletizing on-the-fly operations
- Cutting
- Drilling
- Pressing
- Embossing
- Forming



Packaging

- Sealing
- Boxing
- Wrapping



Food and beverage

- Flow pack
- Bagging
- Dispensing



Hoisting

- Pick and place



Smart baggage handling

- Sorting
- Gapping

[Packed with innovations]



- 1** Built-in Bluetooth connection:
Simplifies communication between products equipped with Bluetooth, which allows monitoring and diagnostics with equipment doors closed.
- 2** Common tools for adjustment and configuration:
Compatible with the simple loader, multi-loader, simple LED keypad and graphical keypad and SoMove™ PC software
- 3** Simplified user interface for greater efficiency:
 - On-board HMI seven-segment display: better visibility from a distance
 - Navigation button: faster setting
 - Ease of identification: product identification and serial number on the front panel
- 4** Integrated logic functions:
 - I/O event logic
 - Counting
 - Timing
- 5** Standard RJ45 connector for:
 - Modbus® or CANopen networks
 - Dialogue with tools common to the Altivar and Lexium® ranges
- 6** Space saving format:
 - 45 mm wide up to 2 HP
 - 60 mm wide up to 5 HP
 - All Altivar 32 drives are less than 10 inches deep and less than 13 in. tall
- 7** High performance:
 - For asynchronous and synchronous motors
 - Using synchronous motors can improve energy efficiency by 10% and eliminate gearboxes
- 8** Easy wiring:
Wiring made simple with the terminal diagram on the inside cover

Certifications:

- Safety integrity level (SIL1, 2 or 3) according to IEC 61508 standard (parts 1 and 2)
- Performance level (PL “d”) according to ISO 13849-1/-2 Category 3

Embedded Altivar Logic reduces the need for other components

The drive can become the heart of the control system and replace the simple functions performed by a PLC. Using integrated software function blocks, the Altivar 32 drive can:

- Perform simple control system functions (Boolean, arithmetical operations, timers, counters, comparators, etc.)
- Write small automated sequences
- Customize the drive to the machine application

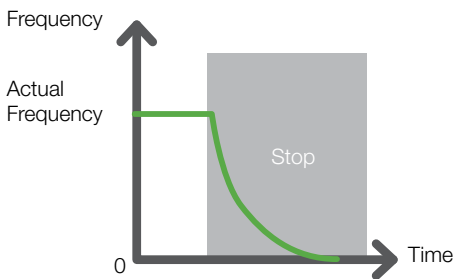
The Altivar Logic function is programmed with the SoMove software

Safety functions incorporated as standard:

- Safety functions can be used in any combination
- Two logic inputs provide redundancy on most of them, avoiding the need to use an external safety module

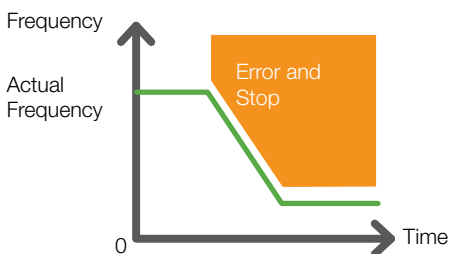
STO: Safe Torque Off

Freewheel stop by eliminating the torque on the motor shaft.



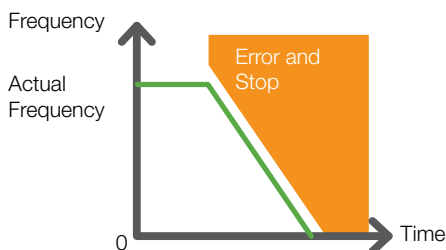
SLS: Safely Limited Speed

- Slows down then holds the motor at a predefined speed, causes STO stopping if this speed is exceeded
- The SDI function (safe direction) is integrated in SLS



SS1: Safe Stop 1

- Motor stops according to a predefined speed ramp
- Checks that the motor has actually stopped or has reached a minimum predefined speed then activates the STO function



Features

> Practical, recyclable packaging

You can configure your Altivar 32 drive in its packaging with the power off.



> Quick configuration with multi-loader

Configures and stores the configuration files for several drives on an SD card. Ten drives configured in less than five minutes with the multi-loader!



> Optional graphic terminal:

Ease configuration, monitoring and diagnostics with the graphical keypad.





40% less enclosure space required!

Its extra-slim format and rotatable front panel optimize the Altivar 32 drive's integration into tight spaces.



Power supply and protection for several drives by means of a busbar and GV self protected disconnect.



Ease of side-by-side mounting.



Easy-fit communication modules in cassette format. Optional cards: CANopen Daisy Chain, Ethernet IP/Modbus TCP Dual Port, Profibus DP V1, DeviceNet.



Safe, simple maintenance thanks to the terminal block that can be removed (with the power off) from the motor power section.



Flexible mounting, vertical or on the side. Above, mounted at the back of the enclosure with control unit at 90° for shallow cabinets.



Power supply on DC bus: connection between the DC bus products for balanced loads and optimised energy management.



Totally transparent integration

The Altivar 32 drive is compatible with Schneider Electric's "TVDA" control system architectures (tested, validated and documented). These architectures have been designed to optimize machines in terms of cost, size and performance, and make it possible to accelerate the design and development of your machines.

The Altivar 32 drive can also be the heart of your control system because it integrates simple control functions right into the drive that enable you to:

- Replace simple functions performed by a PLC (Boolean, arithmetical operations, timers, counters and comparators)
- Automate sequences of action
- Customize the drive to the machine or application

The functions are managed by the drive and programmed using the SoMove software, the same PC setup software for the TeSys® contactors, Altistart™ soft start and Lexium motor control ranges. There is even an optional SoMove Mobile that can be used to load and monitor drive configurations via mobile phone.

For more information about the Altivar 32 drive, please visit www.Schneider-Electric.com/Drives or contact your local sales representative or Square D distributor.

Altivar, Altistart, Lexium, Modbus, SoMove, TeSys, Schneider Electric and logo, and "Make the most of your energy" are trademarks or registered trademarks of Schneider Electric and/or its affiliates in the United States and/or other countries. Other trademarks used herein are the property of their respective owners.

Schneider Electric USA, Inc.

Automation and Control Center of Excellence
8001 Knightdale Blvd.
Knightdale, NC 27545
Tel: 919-266-3671
www.schneider-electric.us

Schneider Electric Canada, Inc.

19 Waterman Avenue
Toronto, ON M4B 1Y2
Tel: 1-800-565-6699