


# Phaseo<sup>®</sup> Uninterruptible Power Supply (UPS) System

The only UPS with a set-up and diagnostic LCD display screen.



The Phaseo<sup>®</sup> UPS system provides an uninterruptible DC power supply for critical applications in the event of a complete power outage of 10 seconds up to several hours. Consisting of a universal power supply, DC battery check, and battery module, the UPS system uses the battery check module to monitor the power supply to application. If a loss of power is detected from the power supply, it immediately starts to pull backup power from the battery. When power is restored, the battery check module switches back to main power from the power supply.

Providing protection from power interruptions, the system is the only UPS on the market with an LCD display screen for ease of set-up and diagnostics, while providing superior battery management for the longest battery service life.

The Phaseo UPS provides a perfect solution for any application that cannot run the risk of being shut down due to loss of power. With two battery check modules and three battery sizes, the system can be configured to meet multiple application requirements, including use in industrial/machine controls, automation process controls, conveying equipment, material handling, packaging machines, pharmaceutical, control rooms and water/wastewater processing.

## > Key Features:


- DC battery check module
- Market exclusive LCD screen for setup and diagnostics
- Remote status contacts
- Timed shutdown
- Battery can be positioned in a location away from the application
- Simple selection guide

Make the most of your energy<sup>SM</sup>

**Schneider**  
Electric

# Phaseo® Uninterruptible Power Supply (UPS) System


## 20 A and 40 A Battery check modules



The ABL8BBU24\*00 Battery Check modules comprise:

1. Spring clip for 35mm DIN rail
2. Clip-on marker label
3. Memory card slot for backup and duplication of the configuration parameters
4. Display and configuration parameter browse/selection button
5. Removable screw connector for connection of the battery voltage inhibit input; this contact must always be voltage-free.
6. Removable screw connector for connection of the diagnostic contacts (power supply presence, battery alarm and presence)
7. 8 AWG (10mm<sup>2</sup>) enclosed screw terminals for connection of the 24VDC output voltage
8. 8 AWG (10mm<sup>2</sup>) enclosed screw terminals for connection of the power supply 24VDC input voltage
9. 8 AWG (10mm<sup>2</sup>) enclosed screw terminals for connection of the battery voltage 24VDC input voltage

## 3.2 Ah, 7 Ah, and 12 Ah Battery modules



The front panel of the ABL8BPK24A\*\* Battery Function modules comprise:

1. A metal box that can be mounted on a vertical or horizontal panel
2. Fuse carrier (one or two depending on the model), which, in addition to protecting the output, can be used to disable the battery module (fuse supplied but not fitted)
3. 8 AWG (10mm<sup>2</sup>) enclosed screw terminals for connection of the Battery module 24VDC output voltage (depending on the model, allows two Battery modules to be connected in parallel)
4. Fuse storage attachment

| Function                        | Use  | Designation                               | Catalog Numbers | Weight lb (kg)  |
|---------------------------------|--|---|-----------------|-----------------|
| Continuity after a power outage | Holding time, 9 min at 40 A to 2 hrs at 1 A (depending on use with a battery check) <sup>1</sup> | Battery check module 20 A output current  | ABL8BBU24200    | 1.102 (0.500)   |
|                                 |  | Battery check module, 40 A output current | ABL8BBU24400    | 1.543 (0.700)   |
|                                 |  | 3.2 Ah battery module <sup>2</sup>        | ABL8BPK24A03    | 7.716 (3.500)   |
|                                 |  | 7 Ah battery module <sup>2</sup>          | ABL8BPK24A07    | 14.330 (6.500)  |
|                                 |  | 12 Ah battery module <sup>2</sup>         | ABL8BPK24A12    | 26.455 (12.000) |

1 For specific holding times, see catalog 8440CT06001R2/08.


2 Supplied with 20 or 30 A fuse depending on the model.

## > Put our expertise to work for you.

For more information on Schneider Electric power supply solutions, visit us online at [www.Schneider-Electric.us](http://www.Schneider-Electric.us) or talk to one of our experts at 1-888-778-2733.

### Schneider Electric - North American Operating Division

1415 S. Roselle Road  
 Palatine, IL 60067  
 Tel: 847-397-2600  
 Fax: 847-925-7500

 This document has been printed on recycled paper