

# SpaceLogic Automation Server V3 - Premium Servers

## EcoStruxure™ Building



### Introduction

At the core of an EcoStruxure BMS is an automation server, such as SpaceLogic™ Automation Server V3 - Premium (AS-P-3). The AS-P-3 server performs key functionality, such as control logic, trend logging, and alarm supervision, and supports communication and connectivity to the I/O and field buses. The distributed intelligence of the EcoStruxure BMS helps ensure fault tolerance against detected faults and provides a fully featured user interface through WorkStation and WebStation.

### Features

The AS-P-3 server is a powerful device with built-in power supply that can act as a standalone server and also control Central IO modules and monitor and manage field bus devices. In a small

installation, the embedded AS-P-3 server acts as a standalone server, mounted with its Central IO modules in a small footprint. In medium and large installations, functionality is distributed over multiple automation servers that communicate over TCP/IP.

AS-P-3 is a one-piece automation server and power supply unit, without terminal bases, for DIN-rail mounting. AS-P-3 is the successor to AS-P. Compared to AS-P, it provides an additional 1 Gbit/s Ethernet port, two fully configurable 10/100 Mbit/s Ethernet ports, an additional configurable RS-485 port, two USB 3.0 host ports, and significantly more memory and power. When replacing an AS-P server, the AS-P-3 server can replace both the AS-P server and the PS-24V module, and it matches the combined size of these two devices.

# SpaceLogic Automation Server V3 - Premium

The AS-P-3 server has the following features:

- Communications hub
- Built-in isolated power supply
- Variety of connectivity options
- Zigbee wireless network support
- Authentication and permissions through powerful systems
- WorkStation/WebStation interface
- Native BTL-listed BACnet support
- BACnet/SC node, hub, or router
- Native OPC UA Client support
- Native Modbus support
- Native LonWorks support (Only AS-P-L-3)
- Additional building protocol support
- Web Services support based open standards
- EcoStruxure Web Services support
- MQTT IoT protocol support
- External log storage option
- AVEVA PI System support
- Meter management
- Normalization and signatures
- Change control
- Reporting
- Scalable custom configurations
- I/O expansion option
- Text and graphics-based programming tools
- eMMC memory for data and backup
- IT friendly networking based on the TCP/IP suite of communication protocols
- TLS support
- Auto-addressing of Central IO modules
- Simple DIN-rail installation
- Removable terminal blocks
- Secure boot

## Communications hub

Capable of coordinating traffic from above and below its location, the AS-P-3 server can deliver data directly to you or to other servers throughout the site. The AS-P-3 server can run multiple control programs, manage local I/O, alarms, and users, handle scheduling and logging, and communicate using a variety of protocols. Because of this, most parts of the system function autonomously and continue to run as a whole even if

communication is interrupted or individual EcoStruxure BMS servers or devices go offline.

## Built-in power supply

The device has a built-in power supply designed to accommodate 24 VAC or 24 VDC input power. The main AC/DC input (L/+ and N/-) is galvanically isolated from the electronics. This removes the risk of damage due to earth currents and permits the input power to be wired without concern for AC polarity matching.

## Variety of connectivity options

An AS-P-3 server has numerous ports that enable it to communicate with a wide range of protocols, devices, and servers.

An AS-P-3 server has the following ports:

- One 10/100/1000 Ethernet port
- Two 10/100 Ethernet ports
- Three RS-485 ports\*
- One built-in I/O bus port
- One USB device port (USB 3.0, type-C)
- Two USB host ports (one USB 3.0 or both USB 2.0, type-A)
- One LonWorks TP/FT port\*

\* AS-P-L-3 only has two RS-485 ports. LonWorks TP/FT port is only available on AS-P-L-3.

All three Ethernet ports are fully configurable and can be configured to operate either independently or as part of a bridged configuration. Any unused port can be disabled to enhance system security.

Each RS-485 port can be configured to support one of the following serial communication protocols: Modbus RTU, Modbus ASCII, or BACnet MS/TP. BACnet MS/TP is currently not available on the RS-485 Com C port.

The USB device port allows you to upgrade and interact with the AS-P-3 server using Device Administrator.

Using a USB Ethernet adapter, you can connect a laptop PC to the USB host port and run Device Administrator, WorkStation, and WebStation to upgrade, configure, and access the AS-P-3 server. The USB host port can also be used to provide power and communications for Wireless Adapter - Advanced. Either of the two USB host ports can use USB 3.0 or both ports can use USB 2.0.

## Zigbee wireless network support

Through Wireless Adapter - Advanced connected to the host USB port, Zigbee™ wireless connectivity can be enabled for the automation server. The automation server can extend its point

# SpaceLogic Automation Server V3 - Premium

count through the Zigbee wireless network and bring flexibility in your applications. The automation server equipped with the adapter is together a Zigbee Certified Product that is compliant with Zigbee 3.0. For more information on the adapter and supported wireless devices, see the Wireless Adapter - Advanced Specification Sheet.

## Authentication and permissions

An EcoStruxure BMS provides a powerful permission system that is easy to manage, flexible, and adapts to all kinds of system sizes. The permission system provides a high standard of authentication. Authentication is done against the built-in user account management system or a SAML 2.0 identity provider. If used with Enterprise Server for Windows, authentication can be done against Windows Active Directory. The built-in account management system allows an administrator to establish password policies that meet stringent cybersecurity guidelines. In addition, multi-factor authentication (MFA) according to RFC 6238 is supported and enforceable. Applications such as Google Authenticator and Microsoft Authenticator can be used as part of the user authentication. When Windows Active Directory or SAML 2.0 authentication is used, the administration costs are lower because users do not have to be managed in multiple directories.

## WorkStation/WebStation interface

Through any client, the user experience is similar regardless of which EcoStruxure BMS server the user is logged on to. The user can log directly on to the AS-P-3 server to engineer, commission, supervise, and monitor the AS-P-3 server as well as its attached Central IO modules and field bus devices. See the WorkStation and WebStation specification sheets for additional information.

## Open building protocol support

One of the cornerstones of the EcoStruxure BMS is support for open standards. The AS-P-3 server can natively communicate with some of the most popular standards for buildings: BACnet (including BACnet/SC), OPC UA Client, Modbus, and LonWorks.

## Native BTL-listed BACnet support

An AS-P-3 server communicates directly to BACnet/IP and BACnet MS/TP networks. The AS-P-3 servers are BTL-listed as BACnet Building Controllers (B-BC), the most advanced BACnet Device Profile. This capability provides access to an extensive range of BACnet devices from Schneider Electric and other vendors. See the BTL Product Catalog for up-to-date details on BTL listed firmware revisions on BACnet International's home page. An AS-P-3 server can also serve as a BACnet Broadcast Management Device (BBMD) to facilitate BACnet systems that span multiple IP subnets.

## BACnet/SC (Secure Connect) support

The Enterprise Server and automation servers support BACnet/SC applications as a BACnet/SC node, hub, and router. This allows the Enterprise Server and automation servers to be in BACnet/SC networks and support applications that connect

BACnet/IP or MS/TP networks with BACnet/SC networks. A major benefit of BACnet/SC is that it allows more secure transport of BACnet traffic and information between BACnet/SC devices over private and public networks without the need for BBMDs, VLANs, and VPNs, because the BACnet/SC protocol uses WebSocket technology and TLS 1.3 encryption. In addition, BACnet/SC uses certificate management to help ensure only those devices authorized to be on a BACnet/SC network can operate on that network.

## Native OPC UA Client support

OPC UA Client functionality is natively supported in Enterprise Server and field servers, enabling powerful and high-capacity integration of devices or systems that have OPC UA Server capability. OPC Unified Architecture (OPC UA) is a standard originating from industrial automation and process control that provides methods intended to provide improved security, performance, and engineering efficiency. With OPC UA Client support, the EcoStruxure BMS software can monitor and control a wide variety of devices or systems, from Schneider Electric as well as from other companies.

## Native Modbus support

The Enterprise Server and automation servers natively integrate Modbus RS-485 client and server configurations, as well as Modbus TCP client and server. This allows full access to third-party products and the range of Schneider Electric products that communicate on the Modbus protocol, such as power meters, UPS, circuit breakers, and lighting controllers. Note that the AS-P-3 server, unlike the other automation servers, currently does not support Modbus RS-485 server configurations.

Modbus device types are pre-configured Modbus applications for quick and easy Modbus device integration in EcoStruxure BMS solutions. For information on the Modbus devices supported using Modbus device types, see the document EcoStruxure Building - Modbus Device Integration - Supported Device Brochure.

## Native LonWorks support

The AS-P-L-3 server model has a built-in FTT-10 port to communicate to the TP/FT-10 LonWorks network. Integrated LonWorks functionality enables access to LonWorks devices from Schneider Electric and other vendors. LonWorks networks can be commissioned, bound, and configured from AS-P-L-3 using the built-in LonWorks Network Management Tool. No third-party tools are needed. A protocol analyzer with powerful debugging and network quality monitoring features can be achieved using third-party software, without additional hardware needed. To increase ease of use, LNS device plug-ins are supported. This allows for easier engineering and maintenance of LonWorks devices from Schneider Electric and other vendors. There are some limitations on how LNS device plug-ins can be used.

Only AS-P-L-3 supports LonWorks.

# SpaceLogic Automation Server V3 - Premium

## Additional building protocol support

The AS-P-3 server also supports integration and communication with Schneider Electric supplied BMS systems and devices that use the following standards for buildings: I/NET and NETWORK 8000 (only ASD devices supported).

## Web Services support

The AS-P-3 server supports the use of Web Services based on open standards, such as SOAP and REST, to consume data into the EcoStruxure BMS. Use incoming third-party data (temperature forecast, energy cost) over the Web to determine site modes, scheduling, and programming.

## EcoStruxure Web Services support

EcoStruxure Web Services, Schneider Electric's Web Services standard, is natively supported in the EcoStruxure BMS servers. EcoStruxure Web Services offers extra features between compliant systems whether within Schneider Electric or other authorized systems. These features include system directory browsing, read/write of current values, alarm receipt and acknowledgement, and historical trend log data. EcoStruxure Web Services requires user name and password to log on to the system.

## MQTT IoT protocol support

The Enterprise Server and field servers support MQTT as an option for publishing data to, and receiving updates from, other systems. MQTT is a messaging transport protocol that with its small footprint, light bandwidth utilization, and simplicity, is ideal for M2M and IoT communication. The MQTT capability supports communication with any MQTT broker, for example, Amazon, Microsoft, Google or IBM.

## External log storage option

EcoStruxure BMS servers can be configured to automatically store all historical data, trend log data, event log and audit trail data, in an external database. If data needs to be available for longer periods of time, an external log storage can be incorporated into the EcoStruxure BMS without the need for extensive engineering work. The supported databases are TimescaleDB, which is built on PostgreSQL, and Microsoft SQL Server. The data in the external log storage is available natively to the viewers built into the EcoStruxure BMS clients and to the built-in reporting functionality.

You can use the powerful Log Processor functionality for custom processing of trend data for viewing in charts, dashboards and for inclusion in reports. The Log Processor enables advanced calculations on one or multiple trend logs and point values.

Examples of advanced calculations:

- Energy usage normalization
- Virtual submeters and summaries
- Calculation of Mean Kinetic Temperature

- Unit conversions
- Average, maximum, and minimum over custom periods

The output of the Log Processor can be saved in the database, including the External Log Storage or calculated automatically on demand.

## AVEVA PI System support

Selected trend logs and the event log can be sent to AVEVA PI System directly without the need for intermediate storage or specialized PI System connectors. The EcoStruxure BMS server can also be the front-end client to AVEVA PI System and obtain data from the PI System that can be included in reports, graphics, and dashboards.

## Meter management

With the meter management functionality, EcoStruxure Building Operation offers improved methods to ensure data is accurate and meter changes are automatically detected. In addition, purpose-built functions enable easier handling of the following concepts:

- Aggregations
- Virtual metering
- Apportioned metering
- Unit conversions

Meter hierarchies enable powerful visualization of sub-meter structures or categorizations. A web-based editor with intelligent help functions enables efficient construction of meter hierarchies.

## Normalization and signatures

The normalization functions help with benchmarking, and the signature function enables automation and/or alerting when resource usage is too high or low. This enables early detection of faulty equipment and misused building functions, resulting in energy savings and higher occupant satisfaction.

The system includes easy-to-use tools for regression analysis and powerful methods for time-period classification, that is, differentiation of workdays versus holidays.

## Change control

Using the built-in security features within the EcoStruxure BMS software, you can comply with regulations related to restricting access to authorized and qualified individuals and with full audit trail. In addition, the built-in access and security settings can be enhanced by applying further restrictions and limit access by time-of-day or geographic location.

The change control features extend the basic activity logging provided by the EcoStruxure BMS software by enhancing the

# SpaceLogic Automation Server V3 - Premium

functionality of the standard log, enabling efficient and fully configurable change control with the following features:

- Single or dual electronic signature application
- Change control that can be restricted only to specific objects in the system
- Change control that can easily be applied to all objects
- Every associated action is logged with the parameter that was changed
- Before and after parameter values including meta data

For each signature event, the change control signatures contain:

- The unique identifier of the person executing the signature
- The full name of the user who performed the action
- The geographical date and time stamp
- The meaning of the signature, such as approval, review, responsibility, and authorship

## Reporting

The EcoStruxure BMS servers provide built-in functionality for basic reporting that can deliver reports in any text format and XLSX, without any dependencies to other external software. Reports for XLSX can be enriched by using advanced functionality such as formulas, conditional formatting, charts and sparklines.

Reports can be generated on schedule, on an alarm event or other custom conditions, and you can get the output delivered via email or written to file.

## Scalable custom configurations

The AS-P-3 server and its family of Central IO modules were designed to meet the unique needs of each installation. Depending on the configuration, each AS-P-3 server can control up to 464 I/O points. Because power and communications are delivered along a common bus, multiple modules can be plugged together without tools in a simple one-step process using the built-in connectors.

## I/O expansion

For applications that require remote I/O resources, the SpaceLogic IP-IO modules provide a versatile mix of I/O points for any application. For more information, see the SpaceLogic IP-IO Specification Sheet.

## Text and graphics-based programming tools

Unique to the industry, the EcoStruxure BMS servers have both Script and Function Block programming options. This flexibility helps assure that a suitable programming method can be selected for the application.

## eMMC memory for data and backup

The automation server has a 32 GB eMMC memory, which is used, for example, for the application, historical data, and backup storage. Users can also manually back up or restore the automation server to a storage location on a PC or network. Through the Enterprise Server, users have the ability to perform scheduled backups of associated automation servers to network storage for even greater levels of protection.

## IT friendly

The EcoStruxure BMS servers communicate using the networking standards. This makes installations easy, management simple, and transactions more secure.

## Supported protocols

- IP addressing
- TCP communications
- DHCP for easy network configuration
- DNS for simple lookup of addresses
- HTTP/HTTPS for Internet access through firewalls, which enables remote monitoring and control
- NTP (Network Time Protocol) for time synchronization throughout the system
- SMTP or SMTPS with support for SSL/TLS based authentication, enables sending email messages triggered by schedule or alarm
- SNMP enables network supervision and reception of application alarms in designated network management tools
- WebSocket Secure (WSS) and TLS 1.3 encryption (BACnet/SC applications)

## TLS support

Communication between clients and the EcoStruxure BMS servers, and between EcoStruxure BMS servers, can be encrypted using Transport Layer Security (TLS). The servers are delivered with a default self-signed certificate. Commercial Certification Authority (CA) server certificates are supported to lower the risk of malicious information technology attacks. Use of encrypted communication can be enforced for both WorkStation and WebStation access.

## Auto-addressing of Central IO modules

The auto-addressing feature helps eliminating the need for setting DIP switches or pressing commission buttons. Each module automatically knows its order in the chain and assigns itself accordingly – significantly reducing engineering and maintenance time.

## Simple DIN-rail installation

Fasteners easily snap into a locked position for panel installation. The fastener has a quick-release feature for easy DIN-rail removal.

# SpaceLogic Automation Server V3 - Premium

## Removable terminal blocks

AS-P-3 servers use pluggable terminal blocks, which are easy to install and remove from the device. The terminal blocks are delivered with the device.

## Secure boot

Secure boot is a security standard to help ensure that a device boots using only software that is trusted by Schneider Electric.

Secure boot is supported by all AS-P-3 and AS-P-L-3 server models.

## Part Numbers for AS-P-3 Hardware

Hardware Product	Part Number
SpaceLogic AS-P-3	SXWASP3XX10001
SpaceLogic AS-P-L-3	SXWASPL3X10001

## Part Numbers for AS-P-3 Hardware Accessories

Hardware Product	Part Number
AS-P-3-CON (Connector kit)	SXWASPCON10002
SpaceLogic Wireless Adapter - Advanced	SXWZBAUSB10001

## Software Licensing Model

EcoStruxure BMS software version 7.0 offers a simplified and centralized licensing model which allows for one-time, single-step activation of a system license deployed at the top level server of the system, thus removing the need for license engineering on each server in the system. This provides considerable time savings during the initial commissioning as well as during any future upgrade of the system.

System capabilities are available in a three-tier model: Essential, Advanced, and Advanced Plus. Select the tier that matches your business needs, and everything will then be bundled into the centralized system license and inherited across all servers in your system architecture, including Enterprise Central, Enterprise Server, and field servers.

## Hardware Part Numbers

For information on the hardware part numbers for the AS-P-3 products and accessories, see the following tables.

The automation server hardware is delivered without any pre-installed software, so the appropriate software license must be selected and purchased separately, as described in section “Software Licensing Model”.

The centralized licensing model combined with the three-tier capability model provides a uniquely easy-to-manage system throughout the lifecycle. Among other benefits, this gives the ability to remotely manage the capability tier as business needs evolve and to facilitate expansion as the system grows with added servers and connected devices.

Configuration of software licenses is done through EcoStruxure Power & Building Software Companion, accessible by EcoXpert™ partners and Schneider Electric representatives. It provides the ability to select architecture and tier options as well as manage license evolutions throughout the lifecycle of the system.

For more information on the three-tier system capabilities, see the Schneider Electric website, [www.se.com](http://www.se.com).

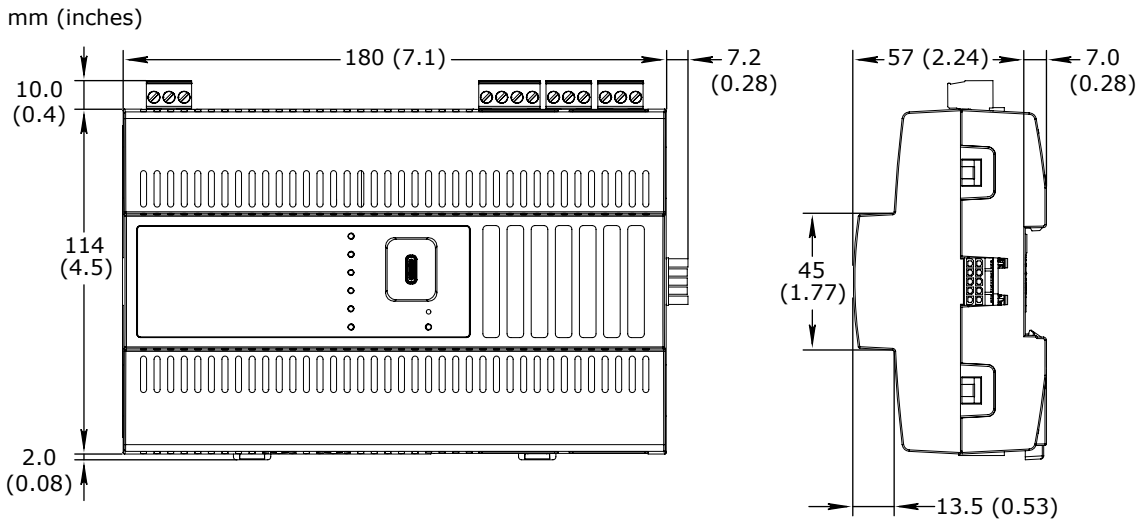
## Specifications

SpaceLogic Automation Server V3 - Premium	
AC input	
Type	Isolated Class 2 input
Nominal voltage	24 VAC
Operating voltage range	+/- 20 %
Frequency	50/60 Hz

# SpaceLogic Automation Server V3 - Premium

Maximum current	2.5 A rms
Recommended transformer rating	60 VA or higher
Power input protection	MOV suppression and internal fuse
DC input	
Nominal voltage	24 to 30 VDC
Operating voltage range	21 to 33 VDC
Maximum power consumption	40 W
DC output	
Voltage	24 VDC
Accuracy	+/-1 VDC
Maximum power	20 W
Environment	
AS-P-3	
Ambient temperature, operating	0 to 55 °C (32 to 131 °F)
Ambient temperature, storage	-20 to +70 °C (-4 to +158 °F)
Maximum humidity	95 % RH non-condensing
AS-P-L-3	
Ambient temperature, operating	0 to 50 °C (32 to 122 °F)
Ambient temperature, storage	-20 to +70 °C (-4 to +158 °F)
Maximum humidity	95 % RH non-condensing
Material	
Plastic flame rating	UL94 V-0
Ingress protection rating	IP 20
Mechanical	
Dimensions	180 W x 114 H x 64 D mm (7.1 W x 4.5 H x 2.5 D in.)

# SpaceLogic Automation Server V3 - Premium



Weight, including terminal blocks 0.571 kg (1.26 lb)

Weight, excluding terminal blocks 0.550 kg (1.21 lb)

## Compatibility

EcoStruxure BMS server communication  
EcoStruxure Building Operation version 7.0.3 and later

## Agency compliances

Emission RCM; BS/EN IEC 61000-6-4; BS/EN IEC 63044-5-3; FCC Part 15, Sub-part B, Class A; CAN ICES-003(A)

Immunity BS/EN IEC 61000-6-2; BS/EN IEC 63044-5-2; BS/EN IEC 63044-5-3

Safety standards BS/EN IEC 60730-1; BS/EN IEC 60730-2-11; BS/EN IEC 63044-3; UL 916 C-UL US Listed

Product BS/EN IEC 63044-1

## Real-time clock

Accuracy in runtime mode NTP server

Accuracy in backup mode, at 25 °C (77 °F) +/-52 seconds per month

Backup time, at 25 °C (77 °F) 10 days

## Communication ports

### AS-P-3

Ethernet Single 10/100/1000BASE-TX (RJ45), IEEE 802.3 compliant  
Dual 10/100BASE-TX (RJ45), IEEE 802.3 compliant

USB Device 1 USB 3.0 device port (type-C)

USB Host 2 USB host ports (type-A), USB 3.0 or 2.0  
USB 3.0: 5 VDC, 0.9 A from either port 1 or 2  
USB 2.0: 5 VDC, 0.5 A from both port 1 and 2

RS-485 Triple 2-wire ports, bias 5.0 VDC

# SpaceLogic Automation Server V3 - Premium

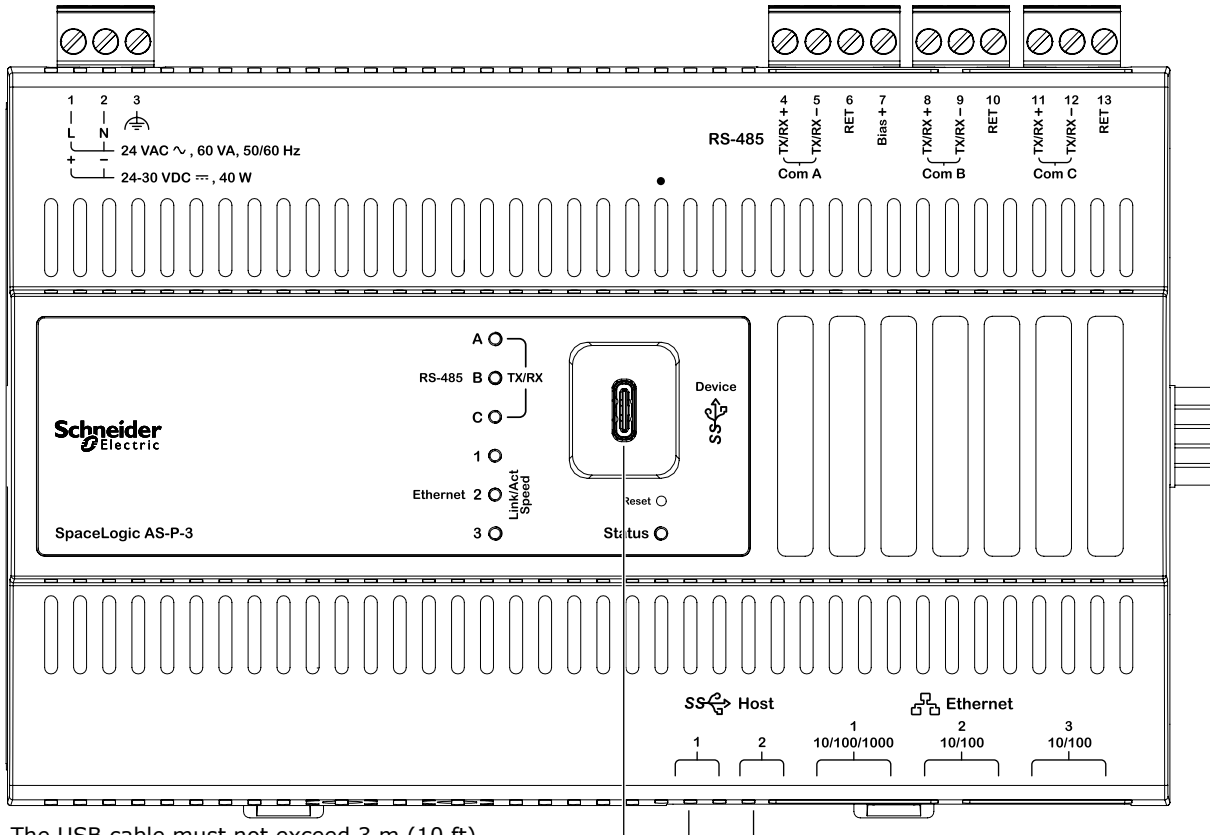
AS-P-L-3	
Ethernet	Single 10/100/1000BASE-TX (RJ45), IEEE 802.3 compliant Dual 10/100BASE-TX (RJ45), IEEE 802.3 compliant
USB Device	1 USB 3.0 device port (type-C)
USB Host	2 USB host ports (type-A), USB 3.0 or 2.0 USB 3.0: 5 VDC, 0.9 A from either port 1 or 2 USB 2.0: 5 VDC, 0.5 A from both port 1 and 2
RS-485	Dual 2-wire ports, bias 5.0 VDC
LonWorks <sup>a</sup>	TP/FT-10
a) Only AS-P-L-3 supports LonWorks.	
Communications	
BACnet	BACnet/IP, port configurable, default 47808 BACnet/SC, port configurable, no default port
BACnet profile	BACnet Building Controller (B-BC), BACnet Secure Connect Hub (B-SCHUB), AMEV AS-B
BACnet certification	BTL Certification (BTL Listing <sup>a</sup> , WSPCert)
a) See the BTL Product Catalog for up-to-date details on BTL listed firmware revisions on BACnet International's homepage.	
OPC UA Client	Core Client Facet, Base Client Behaviour Facet <sup>a</sup> , AddressSpace Lookup Client Facet, Attribute Read Client Facet <sup>a</sup> , Attribute Write Client Facet <sup>a</sup> , DataChange Subscriber Client Facet <sup>a</sup> , Method Client Facet, UA-TCP UA-SC UA-Binary, SecurityPolicy – Basic256, SecurityPolicy – Basic256Sha256, User Token – Anonymous Facet, User Token – User Name Password Client Facet, DataAccess Client Facet, Base Event Processing Client Facet, Historical Access Client Facet, A & C Alarm Client Facet, and A & C Address Space Instance Client Facet.
a) Partly supported. See technical literature for more information.	
Modbus	Modbus TCP, client and server Modbus RTU and ASCII, RS-485, client <sup>a</sup>
a) Modbus RS-485 server configurations are currently not supported.	
MQTT	MQTT over TLS, port configurable, default 8883 MQTT over TCP, port configurable, default 1883 MQTT over WebSocket Secure (WSS), port configurable, default 443 MQTT over WebSocket (WS), port configurable, default 80
TCP	Binary, port fixed, 4444
HTTP	Non-binary, port configurable, default 80
HTTPS	Encrypted supporting TLS 1.3, 1.2, 1.1 <sup>a</sup> , and 1.0 <sup>a</sup> , port configurable default 443
a) Disabled by default.	
WSS <sup>a</sup>	Encrypted supporting TLS 1.3, port configurable
a) BACnet/SC applications	
SMTP	Email sending, port configurable, default 25
SMTS	Email sending, port configurable, default 587
SNMP	version 3 Network supervision using poll and trap Application alarm distribution using trap

# SpaceLogic Automation Server V3 - Premium

LNS	
LNS version	OpenLNS Installed on WorkStation PC
LonMark	
Resource files version	14.00
CPU	
Frequency	2 GHz
Type	ARM Cortex-A72 dual-core
LPDDR4	2 GB
eMMC memory	32 GB
Memory backup	Yes, battery-free, no maintenance
Software requirements	
External log storage PostgreSQL option	Supported versions of PostgreSQL ( <a href="http://www.postgresql.org">www.postgresql.org</a> ) with matching version of TimescaleDB extension ( <a href="http://www.timescale.com">www.timescale.com</a> ). Note: To use compression for trend data, TimescaleDB 2.11 or later is required.
Quality assurance testing has been performed by Schneider Electric with TimescaleDB and PostgreSQL installed natively in Windows 10, Windows Server 2012, 2016, and 2019. Other deployment scenarios have not been tested by Schneider Electric.	
External log storage Microsoft SQL option	Microsoft SQL Server versions under full support by Microsoft ( <a href="http://www.microsoft.com">www.microsoft.com</a> ). The following Microsoft SQL Server editions are supported: Enterprise, Standard, and Express.
External log storage AVEVA PI System option	PI Web API 2021 SP3 and database compatible with that version
Quality assurance testing has been performed by Schneider Electric with PI Web API 2021 SP3, and database compatible with that version, installed on Windows Server 2019. Other deployment scenarios have not been tested by Schneider Electric.	

## Terminals

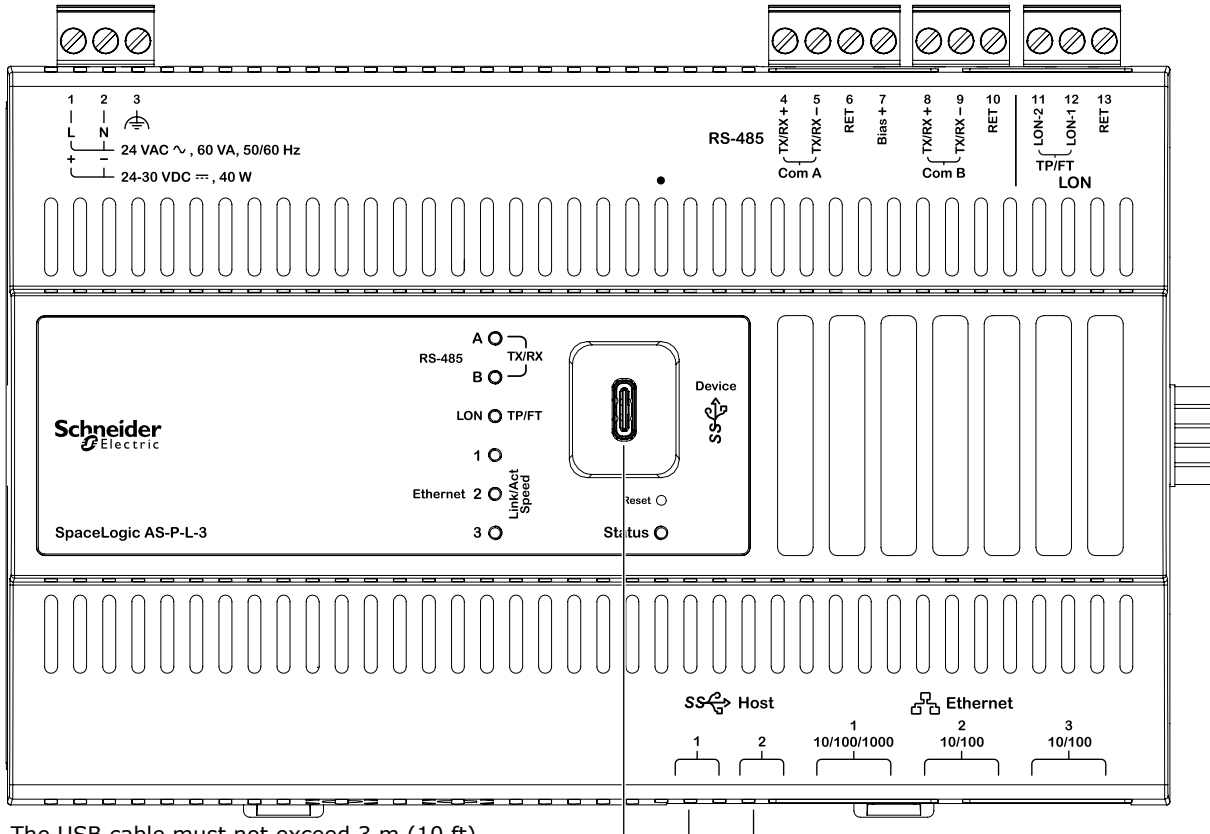
# SpaceLogic Automation Server V3 - Premium



The USB cable must not exceed 3 m (10 ft).

SpaceLogic AS-P-3

# SpaceLogic Automation Server V3 - Premium



The USB cable must not exceed 3 m (10 ft).

SpaceLogic AS-P-L-3 (with LonWorks support)

For more information on wiring, see the SpaceLogic and EasyLogic Hardware Reference Guide.

# SpaceLogic Automation Server V3 - Premium

## Regulatory Notices



### Federal Communications Commission

FCC Rules and Regulations CFR 47, Part 15, Class A

This device complies with part 15 of the FCC Rules. Operation is subject to the following two conditions: (1) This device may not cause harmful interference. (2) This device must accept any interference received, including interference that may cause undesired operation.

### Industry Canada

This Class A digital apparatus complies with Canadian ICES-003.

Cet appareil numérique de la classe A est conforme à la norme NMB-003 du Canada.



### Regulatory Compliance Mark (RCM) - Australian Communications and Media Authority (ACMA)

This equipment complies with the requirements of the relevant ACMA standards made under the Radiocommunications Act 1992 and the Telecommunications Act 1997. These standards are referenced in notices made under section 182 of the Radiocommunications Act and 407 of the Telecommunications Act.



### UK Conformity Assessed

S.I. 2016/1091 - Electromagnetic Compatibility Regulations 2016

S.I. 2012/3032 - Restriction of the Use of Certain Hazardous Substances in Electrical and Electronic Equipment Regulations 2012

S.I. 2013/3113 - Waste Electrical and Electronic Equipment Regulations 2013

This equipment complies with the rules, of the UK regulations, for governing the UKCA Marking for the United Kingdom specified in the above directive(s).



### CE - Compliance to European Union (EU)

2014/30/EU Electromagnetic Compatibility Directive

2011/65/EU Restriction of Hazardous Substances (RoHS) Directive

2015/863/EU amending Annex II to Directive 2011/65/EU

This equipment complies with the rules, of the Official Journal of the European Union, for governing the Self Declaration of the CE Marking for the European Union as specified in the above directive(s).



### WEEE - Directive of the European Union (EU)

This equipment and its packaging carry the waste of electrical and electronic equipment (WEEE) label, in compliance with European Union (EU) Directive 2012/19/EU, governing the disposal and recycling of electrical and electronic equipment in the European community.



UL 916 Listed products for the United States and Canada, Open Class Energy Management Equipment. UL file E80146.

[www.se.com/buildings](http://www.se.com/buildings)

Life Is On

**Schneider**  
Electric