

41ECSFWM-VW

**About this product**

With the Iconic Connected AC Fan Speed Controller, BLE (hereinafter referred to as **fan controller**) you can set the speed of up to two fans in three steps. You can also control the fan controller using the Wiser by SE App:

- Connect the fan controller directly to your mobile device.

Wiser™

Schneider  
Electric**⚠️ DANGER****HAZARD OF ELECTRIC SHOCK, EXPLOSION, OR ARC FLASH**

- It is illegal for persons other than an appropriately licensed electrical contractors or other persons authorised by legislation to work on the fixed wiring of any electrical installation.
- To comply with all safety standards, the device must be used only for the purpose described in this instruction and must be installed in accordance with the wiring rules and regulation in the location where it is installed.
- Lock out and tag the input circuit before accessing the wiring connections.
- The Locking Bar on the grids must be set to the Closed position to ensure that the device cannot be removed during normal operation.
- There are no user serviceable parts inside the device.

**Failure to follow these instructions will result in death or serious injury.**

**⚠️ CAUTION****EQUIPMENT DAMAGE HAZARD**

- Install the device according to instructions in this document.
- Pay attention to the specifications and wiring diagrams related to the installation.
- Do not use the device for any other purpose than specified in this instruction.
- Dropping the device may damage the internal components. Check that the device operates after being dropped or if physical damage is shown.

**Failure to follow these instructions can result in injury or equipment damage.**

**NOTICE****EQUIPMENT DAMAGE HAZARD (LOAD AND OPERATION)**

- Operation of the device at elevated temperatures or voltages outside of specification (240 V a.c. and 25 °C) may cause the over-temperature protection circuitry to operate.
- Reduce the size of the connected load or use a different brand of fan to prevent recurrence.
- Do not operate the product in extreme conditions.

**Failure to follow these instructions can result in equipment damage.**

**1 Package Contents**

- A Fan controller
- B Iconic Push-button assembly (vivid white)

**NOTE:** Other push-button assemblies in different colors are not part of the package. They need to be purchased separately.

**2 Product Details**

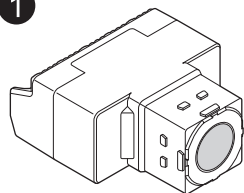
- A Push-button
- B Speed indicating LEDs

**3 Wiring diagram and electrical connections****NOTICE****EQUIPMENT DAMAGE (LOAD AND OPERATION)**

- If you connect more than one fan to the fan controller, you must install an additional capacitor for each additional fan.
- The speed response of individual fans may vary.

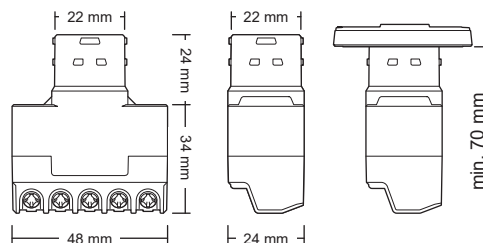
**Failure to follow these instructions can result in equipment damage.**

1

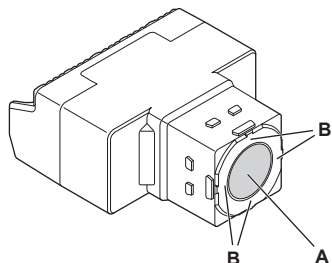


A

B



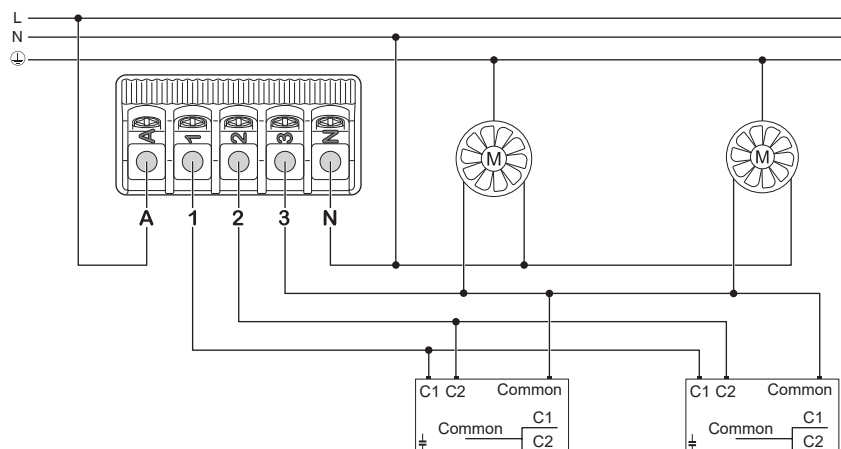
2



B

A

3



BRU34544

#### 4 Installing the product

**NOTE:** The protection class of the fan controller is IP20. Install only indoors or in a sufficiently protected housing.

- (1) Fitting the fan controller to the grid
- (2) Mounting the grid
- (3) Installing the skin
- (4) Removing the skin

#### 5 Reading the full device guide online

Scan the QR code and choose your language for complete information about the device, including operation, configuration and using the product.

#### Technical data

Operating Voltage:	220 - 240 V a.c. , 50 Hz
Load rating:	Total max.150 W
Number of Fans:	Max. 2
Switching Technique:	Relay
<b>Protection</b>	
Over Temperature:	Yes
Short circuit:	No
Over-current fuse:	No
Thermal protection:	Yes
LED Indicator:	Yes
Multi-gang plate capacity:	Max 3 primary fan controllers per plate
Compatible plate ranges:	Iconic, Iconic Styl, Iconic Essence, Pro Series
Mounting Centres:	84 mm pattern plate
<b>Compliance</b>	
Safety:	AS/NZS 60669.2.1
EMC:	AS/NZS 60669.2.1
RF:	AS/NZS 4268, AS 2772.2
Environmental Rating:	IP20
<b>Ambient operating</b>	
Humidity:	5%–90% RH, non-condensing
Temperature:	-10 to +50 °C
<b>41ECSFWM-VW</b>	
Communication protocol:	Bluetooth® low energy

#### Trademarks

- Wiser™ is a trademark and the property of Schneider Electric SE, its subsidiaries and affiliated companies.
  - The Bluetooth® word mark and logos are registered trademarks owned by Bluetooth SIG, Inc
- Other brands and registered trademarks are properties of their relevant owners.

#### Customer care

##### Warranty information

We warrant this product for 2 years. See Warranty links below.

##### Schneider Electric (Australia) Pty Ltd

33-37 Port Wakefield Road, Gepps Cross SA 5094

Customer Care: 13 73 28

Email: [customer care.au@se.com](mailto:customer care.au@se.com)

Warranty:

<https://www.clipsal.com/warranty>

[www.clipsal.com](http://www.clipsal.com)

