

Multi 9

C60N/H miniature circuit-breakers



The C60N or H circuit-breaker is a miniature circuit-breaker used for the protection of circuits in the residential, commercial and industrial sector. It ensures the following functions: protection against short-circuit, overload currents and isolation.

Operation


- > 1 to 4-pole circuit-breakers.
- > Control and protection:
 - B curve: against low short-circuit current levels (generators, long cable runs),
 - C curve: against the overcurrents of circuits feeding conventional loads,
 - D curve: against the current of installations containing loads with high inrush currents (motors, transformers).

Advantages

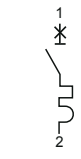






- > Conformity with standards: AS/NZS 60898.
- > Ratings from 1 to 63 A.
- > Breaking capacity of 6 000/10 000 A.
- > Clip-on electrical auxiliaries and add-on accessories.
- > Total compatibility with Prisma Plus Switchboards and PDL Superboards.



The range



Choice table

C60N type	Rating (A)	C Curve	D Curve		
1P 	1	25797	24625		
	2	25798	24626		
	4	25800	24628		
	6	25801	24629		
	10	25802	24630		
	16	25803	24632		
	20	25804	24633		
	25	25805	24634		
	32	25806	24635		
	40	25807	24636		
	50	25808	24637		
	63	25809	24638		
	Width in Mod. of 9mm - 2				
	2P 	1	25811	24653	
2		25812	24654		
4		25814	24656		
6		25815	24657		
10		25816	24658		
16		25817	24660		
20		25818	24661		
25		25819	24662		
32		25820	24663		
40		25821	24664		
50		25822	24665		
63		25823	24666		
Width in Mod. of 9mm - 4					
3P 		1	25825	24667	
	2	25826	24668		
	4	25828	24670		
	6	25829	24671		
	10	25830	24672		
	16	25831	24674		
	20	25832	24675		
	25	25833	24676		
	32	25834	24677		
	40	25835	24678		
	50	25836	24679		
	63	25837	24680		
	Width in Mod. of 9mm - 6				
	C60H type	Rating (A)	B Curve	C Curve	D Curve
1P 	1	25839	25639	25695	
	2	25840	25640	25696	
	4	25841	25642	25698	
	6	25842	25643	25699	
	10	25843	25644	25700	
	16	25844	25645	25701	
	20	25845	25646	25702	
	25	25846	25647	25703	
	32	25847	25648	25704	
	40	25848	25649	25705	
	50	25849	25651	25707	
	63	25850	25652	25708	
	Width in Mod. of 9mm - 2				
	2P 	1	25852	25653	25709
2		25853	25654	25710	
4		25854	25656	25712	
6		25855	25656	25713	
10		25856	25658	25714	
16		25857	25659	25715	
20		25858	25660	25716	
25		25859	25661	25717	
32		25860	25662	25718	
40		25861	25663	25719	
50		25862	25665	25721	
63		25863	25666	25722	
Width in Mod. of 9mm - 4					
3P 		1	25865	25667	25723
	2	25866	25668	25724	
	4	25867	25670	25726	
	6	25868	25671	25727	
	10	25869	25672	25728	
	16	25870	25673	25729	
	20	25871	25674	25730	
	25	25872	25675	25731	
	32	25873	25676	25732	
	40	25874	25677	25733	
	50	25875	25679	25735	
	63	25876	25680	25736	
	Width in Mod. of 9mm - 6				
	4P 	1	25878	25007	25211
2		25879	25008	25212	
4		25880	25010	25214	
6		25881	25011	25215	
10		25882	25012	25216	
16		25883	25013	25217	
20		25884	25014	25218	
25		25885	25015	25219	
32		25886	25016	25220	
40		25887	25017	25221	
50		25888	25018	25222	
63		25889	25019	25223	
Width in Mod. of 9mm - 8					

Implementation

- > Designed for installation in modular enclosures and switchboards.
- > Easy mounting on symmetrical rail.
- > Easy connection using serrated tunnel terminals with flap.
- > Captive screws with mixed +/- indent.
- > Simplified clip-on combination of circuit-breaker with auxiliaries.
- > Use of comb busbars to simplify circuit-breaker connection.

Technical data

Electrical data

- > Power circuit:
 - max voltage rating: 440 V AC,
 - insulation voltage: 500 V,
 - ratings from 1 to 63 A set at 30°C (40°C for D curve),
 - breaking capacity:

C60N rating (A)	Number of poles	Voltage (VAC)	Breaking capacity (A)
1 to 63	1P	230 to 240	6 000
	2P, 3P	400 to 415	6 000

C60H rating (A)	Number of poles	Voltage (VAC)	Breaking capacity (A)
1 to 63	1P	230 to 240	10 000
	2P, 3P, 4P	400 to 415	10 000

- fast closing: increased withstand to the high inrush currents of certain loads,
 - isolation with positive break indication: opening is indicated by a green strip on the device's control toggle.
- This indicates that all poles are open.

Tripping curves:

- > B curve:
 - magnetic releases operate between 3 and 5 In.
- > C curve:
 - magnetic releases operate between 5 and 10 In.
- > D curve:
 - magnetic releases operate between 10 and 14 In.

Mechanical data

- > Connection by tunnel terminals for the following cables:
 - 16 mm² flexible or 25 mm² stranded for up to 25 A ratings,
 - 25 mm² flexible or 35 mm² stranded for ≥32 A ratings.
- > Screw type: Pozidrive No.2.
- > Durability: 20 000 cycles (O-C).
- > Dimensions (w x h x d mm): 18 x N (number of poles) x 81 x 70.
- > Weight (g): 1P: 120, 2P: 240, 3P: 360, 4P: 480.

Environment

- > Tropicalisation: treatment 2 (relative humidity: 95% at 55°C).
 - Degree of protection:
 - of enclosure: IP 40,
 - of terminals: IP 20.
- > Operating temperature:
 - 5°C to +60°C.
- > Storage temperature:
 - 40°C to +100°C.

Owing to changes in standards and equipment, the characteristics given in the text and images in this document are not binding until they have been confirmed with us.

Schneider Electric New Zealand Ltd

Customer Care Freecall 0800 652 999

www.schneider-electric.co.nz

© Schneider Electric 2009



Approval No: N13634