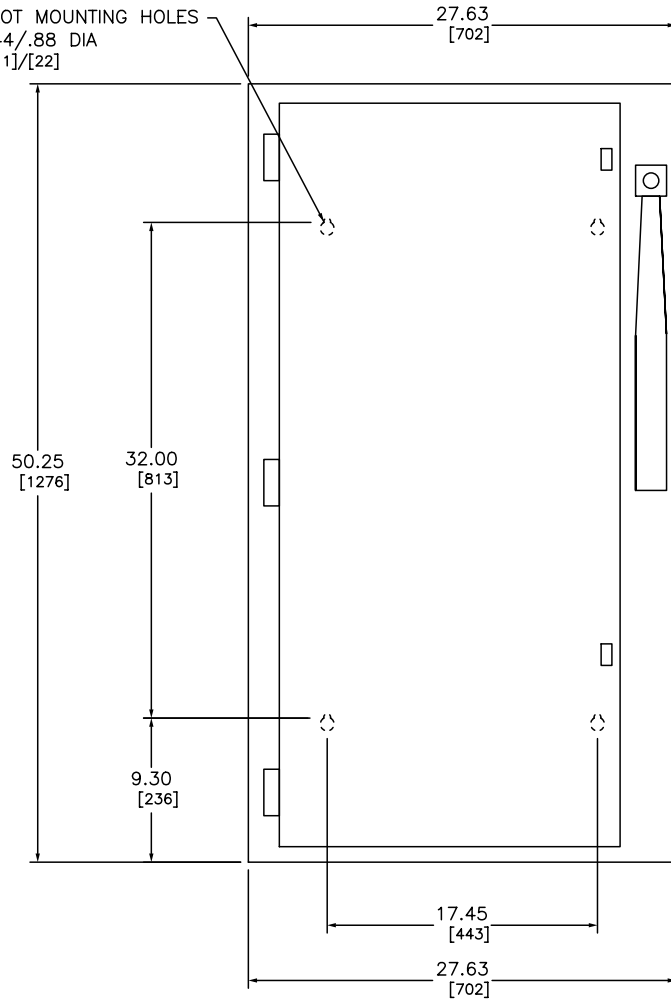


KEYSLOT MOUNTING HOLES  
(4) .44/.88 DIA  
[11]/[22]



NEMA TYPE 1  
NO KNOCKOUTS

NOTES:

FINISH - GRAY BAKED ENAMEL  
UL LISTED - FILE E-154828  
ALL NEUTRALS - INSULATED GROUNDABLE  
SUITABLE FOR USE AS SERVICE EQUIPMENT  
SHORT CIRCUIT CURRENT RATINGS:

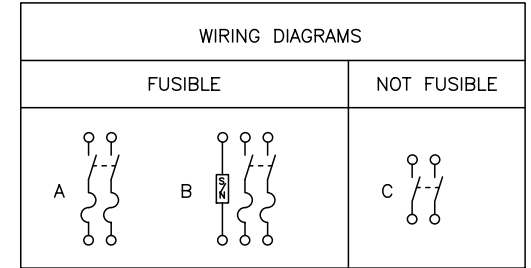
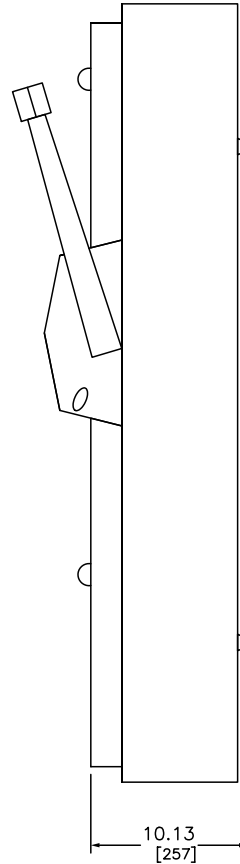
10,000 AMPERES WHEN USED WITH OR PROTECTED BY CLASS H OR K FUSES.

200,000 AMPERES WHEN USED WITH OR PROTECTED BY CLASS R FUSES HAVING

CLASS R REJECTION KITS INSTALLED OR CLASS J FUSES.

\* FOR CORNER GROUNDED DELTA SYSTEMS ONLY WITH SOLID NEUTRAL ASSEMBLY INSTALLED.

■ NEUTRAL ASSEMBLY H600SN MUST BE USED FOR 480VAC, CORNER GROUNDED DELTA SYSTEMS.



TERMINAL LUGS DATA			
AMPERES	MAX. WIRE	MIN. WIRE	TYPE
400	(1) 750 KCML	(1) #1/0 AWG	AL OR CU
	OR (2) 300 KCML	OR (2) #1/0 AWG	

DUAL DIMENSIONS: INCHES  
MILLIMETERS

CATALOG NUMBER	VOLTAGE RATINGS	WIRING DIAG.	HORSEPOWER RATINGS					
			240VAC		480VAC		250 VDC	600 VDC
			STD.	MAX.	STD.	MAX.	MAX.	MAX.
H225	240VAC;250VDC	A	-	-	-	-	50	-
H225N	240VAC;250VDC	B	50 *	125 *	-	-	50	-
H265	600VAC;600VDC	A	-	-	100 ■	250 ■	50	50
HU265	600VAC;600VDC	C	-	-	-	-	50	50

HEAVY DUTY SAFETY SWITCHES  
VISIBLE BLADE TYPE  
400 AMPERE  
ENCLOSURE - NEMA TYPE 1 GENERAL PURPOSE



DWG# 1921  
NO.