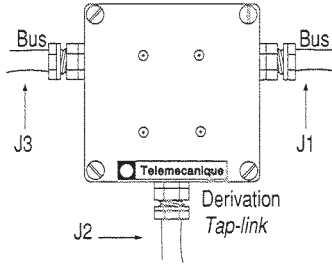


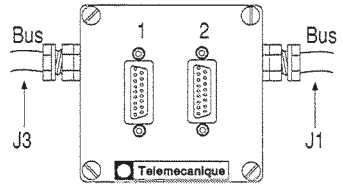
Boîtiers de dérivation TSX SCA 50, Prise abonnés UNI-TELWAY TSX SCA 62
 TSX SCA 50 T-junction Box, TSX SCA 62 Y-junction Box

Mise en place
 presse étoupe
 câbles
 Cabling

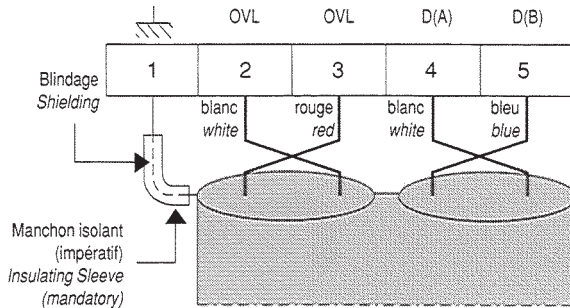
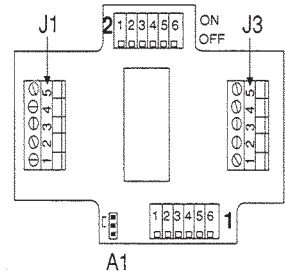
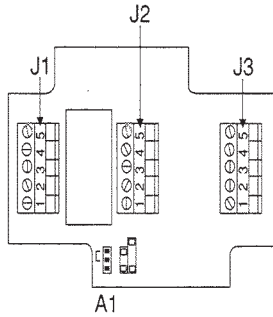
TSX SCA 50



TSX SCA 62




Raccordements
 Wiring



Adressage
Addressing

TSX SCA 62

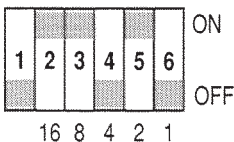


Le plot de parité est à positionner de manière à toujours avoir un nombre total de plots impairs en position OFF.

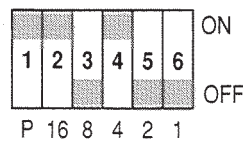
The parity switch must always be set so that the total number of switches in the OFF position is odd.

Exemple :

Codage station d'adresse 5
Coding of station address 5

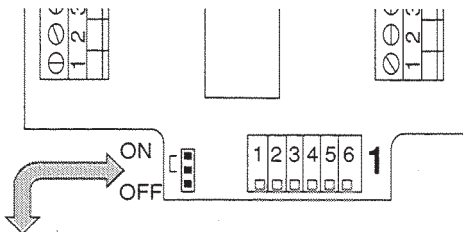


Codage station d'adresse 11
Coding of station address 11



Adaptation
fin de ligne

End of line
adaptation



Le cavalier est à positionner sur ON lorsque les boîtiers TSX SCA 50 ou TSX SCA 62 sont raccordés en extrémité de ligne.

The jumper must be set to ON when the TSX SCA 50 or TSX SCA 62 junction boxes are connected at the end of the line.