

DI-16

SpaceLogic™ Plant Room Controllers

EcoStruxure™ Building



16-channel digital input I/O module

Introduction

SpaceLogic* DI-16 Central IO module is a digital input, 16-channel I/O module.

The digital inputs can be used for cost effective sensing of multiple dry contact digital inputs in applications, such as equipment status monitoring or alarm point monitoring. As counter inputs, digital inputs are commonly used in energy metering applications.

* Formerly known as SmartX.

Function

Modular and scalable system

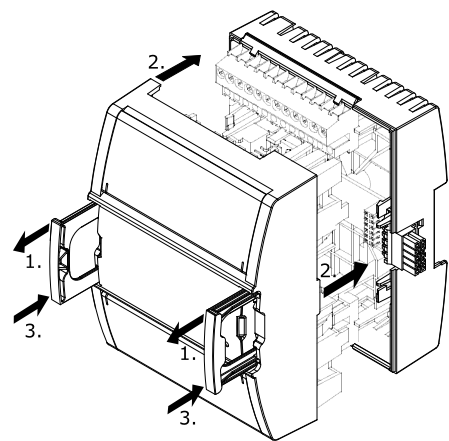
The modules are part of a modular system that delivers power and communications on a common bus. Connecting modules is a one-step process: just slide the modules together using the built-in connectors.

Patented two-piece design

Each module can be separated from its terminal base to allow the site to be wired prior to the installation of the electronics. The patented locking mechanism serves as handles for removing the

DI-16

module from its base. All critical components have a protective cover that permits convection cooling to occur.



Two-piece design

Hot-connect and Hot-swap

Because critical applications require 24-hour operation, Schneider Electric designed the Central IO modules for hot-connection of terminal bases and hot-swapping of the modules to their bases. This design ensures continuous power and communication during service operations.

Auto-addressing

The auto-addressing feature helps eliminating the need for setting DIP switches or pressing commission buttons. Each module automatically knows its order in the chain and assigns itself accordingly – significantly reducing engineering and maintenance time.

Specifications

DI-16	
Input channels	16
DC input supply power	1.6 W
DC input supply voltage	24 VDC
Environment	
Ambient temperature, operating	0 to 50 °C (32 to 122 °F)
Ambient temperature, storage	-20 to +70 °C (-4 to +158 °F)
Maximum humidity	95 % RH non-condensing
Material	
Plastic flame rating	UL94-5VB
Enclosure	PC/ABS
Ingress protection rating	IP 20

Simple DIN-rail installation

Fasteners easily snap into a locked position for panel installation. The fastener has a quick-release feature for easy DIN-rail removal.

Efficient terminal management

The Central IO module terminals are clearly labeled and protected by transparent covers. The input and output terminals are at the top and bottom of each module and are accessible for maintenance without removing the module. The EcoStruxure Building Operation WorkStation software can generate custom as-built labels for each module. Pre-perforated letter and A4 size label sheets are available as an accessory.

Accommodates multiple row panel installations

The SpaceLogic devices use built-in connectors for single row connectivity, side by side. If a panel size requires multiple rows, extension cords are available.

LED status indicators

The Central IO module has a status indicator that denotes the health and status of the module.

Each input channel has a dedicated two color status LED. The LED can be configured to display either red or green for each input state.

Protection

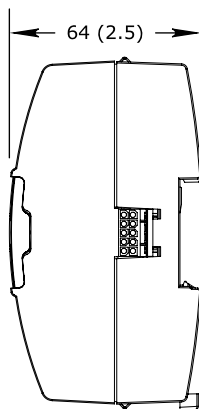
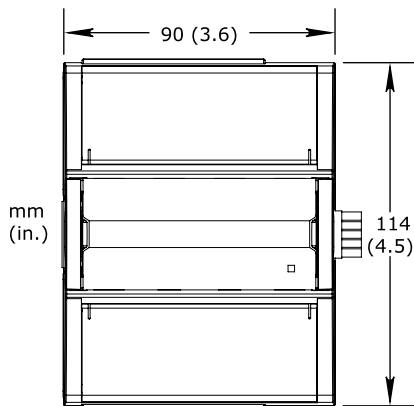
Protection components on the inputs protect against high-voltage short-duration transient events.

DI-16

Mechanical

Dimensions including terminal base

90 W x 114 H x 64 D mm (3.6 W x 4.5 H x 2.5 D in.)



Weight including terminal base

0.255 kg (0.56 lb)

Weight excluding terminal base

0.131 kg (0.29 lb)

Terminal base

TB-IO-W1

Agency compliances

Emission

RCM; BS/EN 61000-6-3; FCC Part 15, Sub-part B, Class B

Immunity

BS/EN 61000-6-2

Safety standards

BS/EN 61010-1; UL 916 C-UL US Listed

Product

BS/EN 61326-1

Smoke control product safety

UL 864

Part numbers

DI-16, Central IO module
16 digital inputs

SXWDI16XX10001

TB-IO-W1, terminal base for Central IO module
(Required for each Central IO module)

SXWTBIOW110001

Accessory part numbers

DIN-RAIL-CLIP, DIN-rail end clip
package of 25 pieces

SXWDINEND10001

PRINTOUT-A4-W1, printout sheets for terminal labels
A4 sheet size, 100 sheets, 18 labels per sheet

SXWTERLBL10011

PRINTOUT-LTR-W1, printout sheets for terminal labels
Letter sheet size, 100 sheets, 16 labels per sheet

SXWTERLBL10012

S-CABLE-L, S-cable extension cord for the I/O bus, L shaped connectors
1.5 m

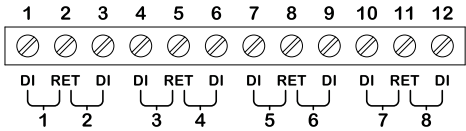
SXWSCABLE10002

S-CABLE-L, S-cable extension cord for the I/O bus, L shaped connectors
0.75 m

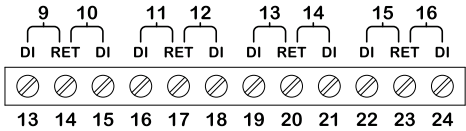
SXWSCABLE10003

Digital inputs

DI-16



DI-16



Range	Dry contact switch closure or open collector/open drain, 24 VDC, 2.4 mA
Absolute maximum ratings	-0.5 to +24 VDC
LED polarity	Software selectable, if the LED is activated when the input is high or low
LED color	Red or green, software selectable
Digital	
Minimum pulse width	120 ms
Counter	
Minimum pulse width	20 ms
Maximum frequency	25 Hz

For protection from excess current that could be produced by field wiring, follow these instructions:

- Connect one RET terminal on each of the Central IO modules to a common chassis/power ground rail in the control panel using a size 16 AWG (1.3 mm²), or larger wire.

- For more information on wiring, see the SpaceLogic Hardware Reference Guide.

DI-16

Regulatory Notices



Federal Communications Commission

FCC Rules and Regulations CFR 47, Part 15, Class B

This device complies with part 15 of the FCC Rules. Operation is subject to the following two conditions: (1) This device may not cause harmful interference. (2) This device must accept any interference received, including interference that may cause undesired operation.

Industry Canada

This Class B digital apparatus complies with Canadian ICES-003.

Cet appareil numérique de la classe B est conforme à la norme NMB-003 du Canada.



Regulatory Compliance Mark (RCM) - Australian Communications and Media Authority (ACMA)

This equipment complies with the requirements of the relevant ACMA standards made under the Radiocommunications Act 1992 and the Telecommunications Act 1997. These standards are referenced in notices made under section 182 of the Radiocommunications Act and 407 of the Telecommunications Act.



UK Conformity Assessed

S.I. 2016/1091 - Electromagnetic Compatibility Regulations 2016

S.I. 2012/3032 - Restriction of the Use of Certain Hazardous Substances in Electrical and Electronic Equipment Regulations 2012

S.I. 2013/3113 - Waste Electrical and Electronic Equipment Regulations 2013

This equipment complies with the rules, of the UK regulations, for governing the UKCA Marking for the United Kingdom specified in the above directive(s).



CE - Compliance to European Union (EU)

2014/30/EU Electromagnetic Compatibility Directive

2011/65/EU Restriction of Hazardous Substances (RoHS) Directive

2015/863/EU amending Annex II to Directive 2011/65/EU

This equipment complies with the rules, of the Official Journal of the European Union, for governing the Self Declaration of the CE Marking for the European Union as specified in the above directive(s).



WEEE - Directive of the European Union (EU)

This equipment and its packaging carry the waste of electrical and electronic equipment (WEEE) label, in compliance with European Union (EU) Directive 2012/19/EU, governing the disposal and recycling of electrical and electronic equipment in the European community.



UL 916 Listed products for the United States and Canada, Open Class Energy Management Equipment. UL file E80146.



UL 864 Listed products for the United States. 10th Edition Smoke Control System. UL file S5527.

www.se.com/buildings

Life Is On

Schneider
Electric