


# SpaceLogic AS-B

## Plant Room Controllers and Servers

### EcoStruxure™ Building



### Introduction

At the core of an EcoStruxure BMS is an automation server, such as the SpaceLogic™ AS-B server. The AS-B server performs key functionality, such as control logic, trend logging, and alarm supervision, provides built-in I/O, and supports communication and connectivity to the field buses. The distributed intelligence of the EcoStruxure BMS helps ensure fault tolerance for detected errors and provides a fully featured user interface through WorkStation and WebStation.

### Features

The AS-B server is a powerful device with built-in power supply and I/O, which makes it suitable for control applications at the plant room level of a BMS in all sizes of buildings. The AS-B

server can act as a standalone server or controller using its built-in I/O and also monitor and manage field bus devices. In a small installation, the embedded AS-B server acts as a standalone server or controller, mounted in a small footprint. In medium and large installations, functionality is distributed over multiple automation servers that communicate over TCP/IP.

The AS-B server has the following features:

- Communications hub
- Models with a versatile mix of I/O points
- I/O expansion option
- Manual override function
- Built-in power supply

# SpaceLogic AS-B

- Variety of connectivity options
- Zigbee wireless network support
- Authentication and permissions through powerful systems
- WorkStation/WebStation interface
- Native BTL-listed BACnet support
- BACnet/SC node, hub, or router
- Native OPC UA support
- Native Modbus support
- Web Services support based open standards
- EcoStruxure Web Services support
- MQTT IoT protocol support
- External log storage option
- AVEVA PI System support
- Meter management
- Tenant billing option
- Normalization and signatures
- Change control
- Reporting
- Text and graphics-based programming tools
- eMMC memory for data and backup
- IT friendly networking based on the TCP/IP suite of communication protocols
- TLS support
- IEEE 802.1X support
- Simple DIN-rail installation
- Removable terminal blocks
- Efficient terminal management
- Protection circuitry against high-voltage transients, over currents, and short-circuits
- SpaceLogic Operator Display support

## Communications hub

Capable of coordinating traffic from above and below its location, the AS-B server can deliver data directly to you or to other servers throughout the site. The AS-B server can run multiple control programs, manage built-in I/O, alarms, and users, handle scheduling and logging, and communicate using a variety of protocols. Because of this, most parts of the system function autonomously and continue to run as a whole even if communication is interrupted or individual EcoStruxure BMS servers or devices go offline.

## Models with a versatile mix of I/O points

The AS-B server comes in eight models that offer two different sets of I/O point count and I/O mix.

Model	I/O Points
AS-B-24	24
AS-B-24H	24
AS-B-24-P	24
AS-B-24H-P	24
AS-B-36	36
AS-B-36H	36
AS-B-36-P	36
AS-B-36H-P	36

AS-B servers with “H” in the product name are equipped with a display for output override.

AS-B servers with “P” in the product name are hardware only. An AS-B software package needs to be purchased separately. For more information, see section “Software bundles”.

AS-B servers with 36 I/O points have the same small footprint as AS-B servers with 24 I/O points.

The AS-B server offers a mix of I/O point types that match a wide variety of HVAC applications. Most of the I/O points are universal inputs/outputs, which are highly flexible and can be configured as either inputs or outputs.

AS-B servers with 24 I/O points have the following types:

- 12 Universal inputs/outputs, Ua type
- 4 Universal inputs/outputs, Ub type
- 4 Digital inputs
- 4 Relay outputs

AS-B servers with 36 I/O points have the following types:

- 20 Universal inputs/outputs, Ua type
- 8 Universal inputs/outputs, Ub type
- 4 Triac outputs
- 4 Relay outputs

## Universal inputs/outputs

The universal inputs/outputs are ideal for any mix of temperature, pressure, flow, status points, and similar point types in a building control system.

The universal inputs/outputs can be configured to read several different types of inputs:

- Digital
- Counter

# SpaceLogic AS-B

## Continued

- Supervised
- Voltage
- Current (Ub only)
- Temperature
- Resistive
- 2-Wire RTD temperature
- 2-Wire RTD resistive

As counter inputs, the universal inputs/outputs are commonly used in energy metering applications. As RTD inputs, they are ideal for temperature points in a building control system. As supervised inputs, they are used for security applications where it is critical to know whether or not a wire has been cut or shorted. These events provide a separate indication of alarms and events in the system.

For all analog inputs, maximum and minimum levels can be defined to automatically detect over-range and under-range values.

The universal inputs/outputs are capable of supporting analog outputs of type voltage outputs. Therefore, the universal inputs/outputs support a wide range of devices, such as actuators.

Only devices with safe extra low voltage equipment (SELV/PELV) inputs/outputs should be connected to the AS-B server universal inputs/outputs.

## Digital inputs

The digital inputs can be used for cost effective sensing of multiple dry contact digital inputs in applications, such as equipment status monitoring or alarm point monitoring. As counter inputs, digital inputs are commonly used in energy metering applications.

## Relay outputs

The relay outputs support digital Form A point types. The Form A relays are designed for direct load applications.

## Triac outputs

The triac outputs can be used in many applications to switch 24 VAC on or off for external loads such as actuators, relays, or indicators. Triacs are silent and do not suffer from relay contact wear.

## I/O expansion

For applications that require more I/O resources, the SpaceLogic IP-IO modules provide a versatile mix of I/O points for any application. For more information, see the SpaceLogic IP-IO Specification Sheet.

## Manual override function

AS-B servers with “H” in the product name are equipped with an LCD display and keys to support manual override control of analog and digital outputs. This function allows you to manually override the outputs for testing, commissioning, and maintenance of equipment.

The override status is readable through EcoStruxure Building Operation WorkStation and WebStation, enabling precise monitoring and improved control.

## Built-in power supply

The device has a built-in power supply designed to accommodate 24 VAC or 24 VDC input power. The main AC/DC input (L/+ and N/-) is galvanically isolated from the electronics. This helps reduce the risk of damage due to earth currents and permits the input power to be wired without concern for AC polarity matching.

## Variety of connectivity options

An AS-B server has numerous ports that enable it to communicate with a wide range of protocols, devices, and servers.

An AS-B server has the following ports:

- Two 10/100 Ethernet ports
- One RS-485 port
- One USB device port
- One USB host port

The first Ethernet port is dedicated to the site network. The second Ethernet port is fully configurable. The second port can be configured to extend the site network so that various devices and clients can be connected. Another option is to configure the second port as a separate network, which means that the port can host a private network. If the second port is not used, it can be disabled.

The USB device port allows you to upgrade and interact with the AS-B server using Device Administrator.

Using a USB Ethernet adapter, you can connect a laptop PC to the USB host port and run Device Administrator, WorkStation, and WebStation to upgrade, configure, and access the AS-B server. The USB host port can also be used to provide power and communications for Wireless Adapter - Advanced.

## Zigbee wireless network support

Through Wireless Adapter - Advanced connected to the host USB port, Zigbee™ wireless connectivity can be enabled for the automation server. The automation server can extend its point count through the Zigbee wireless network and bring flexibility in your applications. The automation server equipped with the adapter is together a Zigbee Certified Product that is compliant

# SpaceLogic AS-B

*Continued*

with Zigbee 3.0. For more information on the adapter and supported wireless devices, see the Wireless Adapter - Advanced Specification Sheet.

## Authentication and permissions

An EcoStruxure BMS provides a powerful permission system that is easy to manage, flexible, and adapts to all kinds of system sizes. The permission system provides a high standard of authentication. Authentication is done against the built-in user account management system or a SAML 2.0 identity provider. If used with Enterprise Server for Windows, authentication can be done against Windows Active Directory. The built-in account management system allows an administrator to establish password policies that meet stringent cybersecurity guidelines. In addition, multi-factor authentication (MFA) according to RFC 6238 is supported and enforceable. Applications such as Google Authenticator and Microsoft Authenticator can be used as part of the user authentication. When Windows Active Directory or SAML 2.0 authentication is used, the administration costs are lower because users do not have to be managed in multiple directories.

## WorkStation/WebStation interface

Through any client, the user experience is similar regardless of which EcoStruxure BMS server the user is logged on to. The user can log directly on to an AS-B server to engineer, commission, supervise, and monitor the AS-B server and its built-in I/O as well as its attached field bus devices. See the WorkStation and WebStation specification sheets for additional information.

## Open building protocol support

One of the cornerstones of the EcoStruxure BMS is support for open standards. The AS-B server can natively communicate with some of the most popular standards for buildings: BACnet (including BACnet/SC), OPC UA, and Modbus.

## Native BTL-listed BACnet support

An AS-B server communicates directly to BACnet/IP and BACnet MS/TP networks. The AS-B servers are BTL-listed as BACnet Building Controllers (B-BC), the most advanced BACnet Device Profile. This capability provides access to an extensive range of BACnet devices from Schneider Electric and other vendors. See the BTL Product Catalog for up-to-date details on BTL listed firmware revisions on BACnet International's home page. An AS-B server can also serve as a BACnet Broadcast Management Device (BBMD) to facilitate BACnet systems that span multiple IP subnets.

## BACnet/SC (Secure Connect) support

The Enterprise Server and automation servers support BACnet/SC applications as a BACnet/SC node, hub, and router. This allows the Enterprise Server and automation servers to be in BACnet/SC networks and support applications that connect BACnet/IP or MS/TP networks with BACnet/SC networks. A major benefit of BACnet/SC is that it allows encrypted transport of

BACnet traffic and information between BACnet/SC devices over private and public networks without the need for BBMDs, VLANs, and VPNs, because the BACnet/SC protocol uses WebSocket technology and TLS 1.3 encryption. In addition, BACnet/SC uses certificate management to help ensure only those devices authorized to be on a BACnet/SC network can operate on that network.

## Native OPC UA support

Enterprise Server and field servers natively support both OPC UA Client and Server functionality, enabling high-capacity integration with devices and systems that implement OPC Unified Architecture (OPC UA). OPC UA is a widely adopted standard that provides authentication and encryption features, along with performance and engineering efficiency benefits. The OPC UA Client support allows the EcoStruxure BMS software to monitor and control a wide variety of external systems, from Schneider Electric as well as from other companies. The OPC UA Server support enables the Enterprise Server and field servers to expose their own data and services to other OPC UA Clients.

## Native Modbus support

The Enterprise Server and automation servers natively integrate Modbus RS-485 client and server configurations, as well as Modbus TCP client and server. This allows full access to third-party products and the range of Schneider Electric products that communicate on the Modbus protocol, such as power meters, UPS, circuit breakers, and lighting controllers.

Modbus device types are pre-configured Modbus applications for quick and easy Modbus device integration in EcoStruxure BMS solutions. For information on the Modbus devices supported using Modbus device types, see the document EcoStruxure Building - Modbus Device Integration - Supported Device Brochure.

## Web Services support

The AS-B server supports the use of Web Services based on open standards, such as SOAP and REST, to consume data into the EcoStruxure BMS. Use incoming third-party data (temperature forecast, energy cost) over the Web to determine site modes, scheduling, and programming.

## EcoStruxure Web Services support

EcoStruxure Web Services, Schneider Electric's Web Services standard, is natively supported in the EcoStruxure BMS servers. EcoStruxure Web Services offers extra features between compliant systems whether within Schneider Electric or other authorized systems. These features include system directory browsing, read/write of current values, alarm receipt and acknowledgement, and historical trend log data. EcoStruxure Web Services requires user name and password to log on to the system.

# SpaceLogic AS-B

*Continued*

## MQTT IoT protocol support

The Enterprise Server and field servers support MQTT as an option for publishing data to, and receiving updates from, other systems. MQTT is a messaging transport protocol that with its small footprint, light bandwidth utilization, and simplicity, is ideal for M2M and IoT communication. The MQTT capability supports communication with any MQTT broker, for example, Amazon, Microsoft, Google or IBM.

## External log storage option

EcoStruxure BMS servers can be configured to automatically store all historical data, trend log data, event log and audit trail data, in an external database. If data needs to be available for longer periods of time, an external log storage can be incorporated into the EcoStruxure BMS without the need for extensive engineering work. The supported databases are TimescaleDB, which is built on PostgreSQL, and Microsoft SQL Server. The data in the external log storage is available natively to the viewers built into the EcoStruxure BMS clients and to the built-in reporting functionality.

You can use the powerful Log Processor functionality for custom processing of trend data for viewing in charts, dashboards and for inclusion in reports. The Log Processor enables advanced calculations on one or multiple trend logs and point values.

Examples of advanced calculations:

- Energy usage normalization
- Virtual submeters and summaries
- Calculation of Mean Kinetic Temperature
- Unit conversions
- Average, maximum, and minimum over custom periods

The output of the Log Processor can be saved in the database, including the External Log Storage or calculated automatically on demand.

## AVEVA PI System support

Selected trend logs and the event log can be sent to AVEVA PI System directly without the need for intermediate storage or specialized PI System connectors. The EcoStruxure BMS server can also be the front-end client to AVEVA PI System and obtain data from the PI System that can be included in reports, graphics, and dashboards.

## Meter management

With the meter management functionality, EcoStruxure Building Operation offers improved methods to support data accuracy and automatic detection of meter changes. In addition, purpose-built functions enable easier handling of the following concepts:

- Aggregations

- Virtual metering
- Apportioned metering
- Unit conversions

Meter hierarchies enable powerful visualization of sub-meter structures or categorizations. A web-based editor with intelligent help functions enables efficient construction of meter hierarchies.

## Tenant billing option

The tenant billing feature adds cost calculation capabilities to the meter management function by converting measured usage into charges. Supported cost components include:

- Single fee rate
- Flat rate
- Daily rate
- Time-of-use rate
- Tax rate

Bills are defined through bill definitions and can be generated using the integrated reporting functionality for distribution to tenants.

Subject to license availability.

## Normalization and signatures

The normalization functions help with benchmarking, and the signature function enables automation and/or alerting when resource usage is too high or low. This enables early detection of non-operational equipment and misused building functions, resulting in energy savings and higher occupant satisfaction.

The system includes easy-to-use tools for regression analysis and powerful methods for time-period classification, that is, differentiation of workdays versus holidays.

## Change control

Using the built-in security-related configuration features within the EcoStruxure BMS software, you can comply with regulations related to restricting access to authorized and qualified individuals and with full audit trail. In addition, access-related settings can be further configured to apply restrictions based on time of day or geographic location.

The change control features extend the basic activity logging provided by the EcoStruxure BMS software by enhancing the functionality of the standard log, enabling efficient and fully configurable change control with the following features:

- Single or dual electronic signature application
- Change control that can be restricted only to specific objects in the system
- Change control that can easily be applied to all objects

# SpaceLogic AS-B

## Continued

- Every associated action is logged with the parameter that was changed
- Before and after parameter values including meta data

For each signature event, the change control signatures contain:

- The unique identifier of the person executing the signature
- The full name of the user who performed the action
- The geographical date and time stamp
- The meaning of the signature, such as approval, review, responsibility, and authorship

## Reporting

The EcoStruxure BMS servers provide built-in functionality for basic reporting that can deliver reports in any text format and XLSX, without any dependencies to other external software. Reports for XLSX can be enriched by using advanced functionality such as formulas, conditional formatting, charts and sparklines.

Reports can be generated on schedule, on an alarm event or other custom conditions, and you can get the output delivered via email or written to file.

## Text and graphics-based programming tools

Unique to the industry, the EcoStruxure BMS servers have both Script and Function Block programming options. This flexibility helps assure that a suitable programming method can be selected for the application.

## eMMC memory for data and backup

The automation server has a 4 GB eMMC memory, which is used, for example, for the application, historical data, and backup storage. Users can also manually back up or restore the automation server to a storage location on a PC or network. Through the Enterprise Server, users have the ability to perform scheduled backups of associated automation servers to network storage for even greater levels of protection.

## IT friendly

The EcoStruxure BMS servers communicate using the networking standards. This makes installations easy, management simple, and transactions encrypted for protection.

## Supported protocols

- IP addressing
- TCP communications
- DHCP for easy network configuration
- DNS for simple lookup of addresses
- HTTP/HTTPS for Internet access through firewalls, which enables remote monitoring and control

- NTP (Network Time Protocol) for time synchronization throughout the system
- SMTP or SMTPS with support for SSL/TLS based authentication, enables sending email messages triggered by schedule or alarm
- SNMP enables network supervision and reception of application alarms in designated network management tools
- WebSocket Secure (WSS) and TLS 1.3 encryption (BACnet/SC applications)

## TLS support

Communication between clients and the EcoStruxure BMS servers, and between EcoStruxure BMS servers, can be encrypted using Transport Layer Security (TLS). The servers are delivered with a default self-signed certificate. Commercial Certification Authority (CA) server certificates are supported to lower the risk of malicious information technology attacks. Use of encrypted communication can be enforced for both WorkStation and WebStation access.

## IEEE 802.1X support

The automation server supports IEEE 802.1X authentication, including MD5, EAP-TLS, and PEAP-MSCHAPv2.

## Simple DIN-rail installation

Fasteners easily snap into a locked position for panel installation. The fastener has a quick-release feature for easy DIN-rail removal.

## Removable terminal blocks

AS-B servers use pluggable terminal blocks, which are easy to install and remove from the device. The terminal blocks are delivered with the device.

## Efficient terminal management

The input and output terminals are clearly labeled. EcoStruxure Building Operation WorkStation can generate custom as-built labels for an AS-B server.

## Protection

Protection components on the universal inputs/outputs, digital inputs, and triac outputs helps protect against high-voltage short-duration transient events. Universal inputs/outputs configured as current inputs (Ub only) have protection against over current. Universal inputs/outputs configured as voltage outputs have current limits to help protect against permanent short-circuit to ground.

## SpaceLogic Operator Display support

SpaceLogic Operator Display is an easy HMI based on the BACnet B-OD profile. It can interface and interact with automation servers in a small BMS that require a simple HMI. It features a large 7-inch color touch screen and a preloaded application. It is easy to install and use and does not require any

# SpaceLogic AS-B

## Continued

programming. Built for the equipment room, the panel-mounted SpaceLogic Operator Display has an ingress protection rating of IP65, meaning it is dust-tight and designed to resist low-pressure water jets. For more information, see the SpaceLogic Operator Display Specification Sheet.

## Hardware Part Numbers

For information on the hardware part numbers for the AS-B products and accessories, see the following tables.

The automation server hardware is delivered without any pre-installed software, so the appropriate software license must be selected and purchased separately, as described in section “Software Licensing Model”.

### Part Numbers for AS-B Hardware

Hardware Product	Part Number
SpaceLogic AS-B-24	SXWASB24X10001
SpaceLogic AS-B-24H Includes display	SXWASB24H10001
SpaceLogic AS-B-24-P Hardware only, software not included.	SXWASB24PX10001
SpaceLogic AS-B-24H-P Hardware only, software not included. Includes display.	SXWASB24HP10001
SpaceLogic AS-B-36	SXWASB36X10001
SpaceLogic AS-B-36H Includes display	SXWASB36H10001
SpaceLogic AS-B-36-P Hardware only, software not included.	SXWASB36PX10001
SpaceLogic AS-B-36H-P Hardware only, software not included. Includes display.	SXWASB36HP10001

### Part Numbers for AS-B Spare Parts

Hardware Product	Part Number
AS-B connector kit (includes terminal blocks)	SXWASBCON10001

### Part Numbers for AS-B Hardware Accessories

Hardware Product	Part Number
SpaceLogic Wireless Adapter - Advanced	SXWZBAUSB10001

## Software Licensing Model

EcoStruxure BMS software version 7.0 offers a simplified and centralized licensing model which allows for one-time, single-step activation of a system license deployed at the top level server of the system, thus removing the need for license engineering on each server in the system. This provides considerable time savings during the initial commissioning as well as during any future upgrade of the system.

System capabilities are available in a three-tier model: Essential, Advanced, and Advanced Plus. Select the tier that matches your business needs, and everything will then be bundled into the

centralized system license and inherited across all servers in your system architecture, including Enterprise Central, Enterprise Server, and field servers.

The centralized licensing model combined with the three-tier capability model provides a uniquely easy-to-manage system throughout the lifecycle. Among other benefits, this gives the ability to remotely manage the capability tier as business needs evolve and to facilitate expansion as the system grows with added servers and connected devices.

Configuration of software licenses is done through EcoStruxure Power & Building Software Companion, accessible by

# SpaceLogic AS-B

EcoXpert™ partners and Schneider Electric representatives. It provides the ability to select architecture and tier options as well as manage license evolutions throughout the lifecycle of the system.

For more information on the three-tier system capabilities, see the Schneider Electric website, [www.se.com](http://www.se.com).

## Specifications

### SpaceLogic AS-B

#### AC input

Nominal voltage	24 VAC
Operating voltage range	+/- 20 %
Frequency	50/60 Hz
Maximum current	0.5 A rms
Recommended transformer rating	≥ 15 VA

#### DC input

Nominal voltage	24 to 30 VDC
Operating voltage range	21 to 33 VDC
Maximum power consumption	10 W

#### Environment

Ambient temperature, operating	0 to 50 °C (32 to 122 °F)
Ambient temperature, storage	-20 to +70 °C (-4 to +158 °F)
Maximum humidity	95 % RH non-condensing

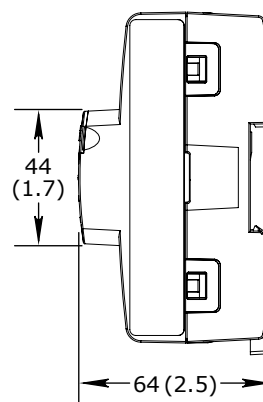
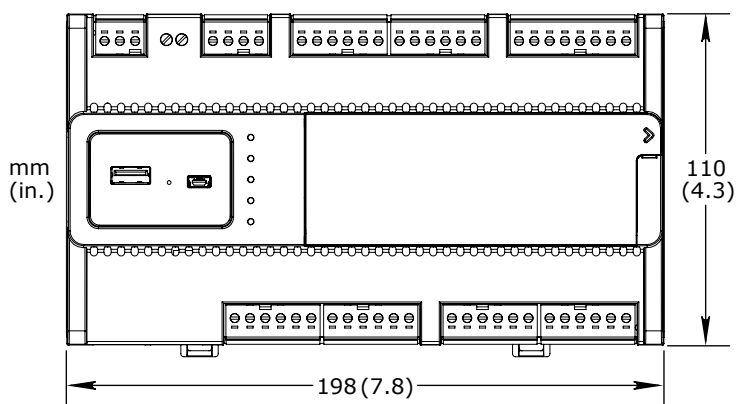
#### Material

Plastic flame rating	UL94-5VB
Enclosure	PC/ABS
Ingress protection rating	IP 20

#### Mechanical

##### Dimensions

198 W x 110 H x 64 D mm (7.8 W x 4.3 H x 2.5 D in.)



# SpaceLogic AS-B

Weight, including terminal blocks	0.504 kg (1.111 lb) <sup>a</sup>
a) The weight includes the display and keys, which are 0.022 kg (0.049 lb).	
Weight, excluding terminal blocks	0.420 kg (0.926 lb) <sup>a</sup>
a) The weight includes the display and keys, which are 0.022 kg (0.049 lb).	
<b>Compatibility</b>	
AS-B-24, AS-B-24H, AS-B-36, and AS-B-36H	
EcoStruxure BMS server communication EcoStruxure Building Operation	version 1.8.1 and later
AS-B-24-P, AS-B-24H-P, AS-B-36-P, and AS-B-36H-P	
EcoStruxure BMS server communication EcoStruxure Building Operation	version 4.0.1 and later
<b>Agency compliances</b>	
Emission	RCM; BS/EN 61000-6-3; BS/EN IEC 63044-5-2; FCC Part 15, Sub-part B, Class B
Immunity	BS/EN 61000-6-2; BS/EN IEC 63044-5-3
Safety standards	BS/EN 60730-1; BS/EN 60730-2-11; BS/EN IEC 63044-3; UL 916 C-UL US Listed
Product	BS/EN IEC 63044-1
<b>Real-time clock</b>	
Accuracy in runtime mode	NTP server
Accuracy in backup mode, at 25 °C (77 °F)	+/-52 seconds per month
Backup time, at 25 °C (77 °F)	10 days
<b>Communication ports</b>	
Ethernet	Dual 10/100BASE-TX (RJ45), IEEE 802.3 compliant
USB	1 USB 2.0 device port (mini-B) 1 USB 2.0 host port (type-A), 5 VDC, 2.5 W
RS-485	2-wire port, bias 5.0 VDC
<b>Communications</b>	
BACnet	BACnet/IP, port configurable, default 47808 BACnet/SC, port configurable, no default port
BACnet profile	BACnet Building Controller (B-BC), BACnet Secure Connect Hub (B-SCHUB), AMEV AS-B
BACnet certification	BTL Certification (BTL Listing <sup>a</sup> , WSPCert)
a) See the BTL Product Catalog for up-to-date details on BTL listed firmware revisions on BACnet International's homepage.	
<b>OPC UA Client</b> Profile group UACore 1.03 Core Client Facet, Base Client Behaviour Facet <sup>a</sup> , AddressSpace Lookup Client Facet, Attribute Read Client Facet <sup>a</sup> , Attribute Write Client Facet <sup>a</sup> , DataChange Subscriber Client Facet <sup>a</sup> , Method Client Facet, UA-TCP UA-SC UA-Binary, SecurityPolicy – Basic256, SecurityPolicy – Basic256Sha256, User Token – Anonymous Facet, User Token – User Name Password Client Facet, DataAccess Client Facet, Base Event Processing Client Facet, Historical Access Client Facet, A & C Alarm Client Facet, and A & C Address Space Instance Client Facet.	
a) Partly supported. See technical literature for more information.	

# SpaceLogic AS-B

OPC UA Server  
Profile group UACore 1.04

Core 2022 Server Facet<sup>a</sup>, User Token – User Name Password Server Facet, SecurityPolicy – None,  
SecurityPolicy [B] – Basic256Sha256, UA-TCP UA-SC UA-Binary.

a) "View TranslateBrowsePath" is not supported. See technical literature for more information.

Modbus	Modbus TCP, client and server Modbus RTU and ASCII, RS-485, client and server
MQTT	MQTT over TLS, port configurable, default 8883 MQTT over TCP, port configurable, default 1883 MQTT over WebSocket Secure (WSS), port configurable, default 443 MQTT over WebSocket (WS), port configurable, default 80
TCP	Binary, port fixed, 4444
HTTP	Non-binary, port configurable, default 80
HTTPS a) Disabled by default.	Encrypted supporting TLS 1.3, 1.2, 1.1 <sup>a</sup> , and 1.0 <sup>a</sup> , port configurable default 443
WSS <sup>a</sup> a) BACnet/SC applications	Encrypted supporting TLS 1.3, port configurable
SMTP	Email sending, port configurable, default 25
SMTPS	Email sending, port configurable, default 587
SNMP	version 3 Network supervision using poll and trap Application alarm distribution using trap
<b>CPU</b>	
Frequency	333 MHz
Type	SPEAr320S, ARM926 core
DDR2 SDRAM	256 MB
eMMC memory	4 GB
Memory backup	Yes, battery-free, no maintenance
<b>Display</b>	
Display resolution	128 x 64 pixels
Display size	36 W x 17 H mm (1.4 W x 0.7 H in.)
Display type	FSTN monochrome LCD, white color transfective backlight
<b>Software requirements</b>	
External log storage PostgreSQL option	Supported versions of PostgreSQL ( <a href="http://www.postgresql.org">www.postgresql.org</a> ) with matching version of TimescaleDB extension ( <a href="http://www.timescale.com">www.timescale.com</a> ). Note: To use compression for trend data, TimescaleDB 2.11 or later is required.
Quality assurance testing has been performed by Schneider Electric with TimescaleDB and PostgreSQL installed natively in Windows 11, Windows Server 2016, 2019, 2022, and 2025. Other deployment scenarios have not been tested by Schneider Electric.	
External log storage Microsoft SQL option	Microsoft SQL Server versions under full support by Microsoft ( <a href="http://www.microsoft.com">www.microsoft.com</a> ). The following Microsoft SQL Server editions are supported: Enterprise, Standard, and Express.

# SpaceLogic AS-B

External log storage AVEVA PI System option

PI Web API 2021 SP3 and database compatible with that version

Quality assurance testing has been performed by Schneider Electric with PI Web API 2021 SP3, and database compatible with that version, installed on Windows Server 2019. Other deployment scenarios have not been tested by Schneider Electric.

## Universal inputs/outputs, Ua and Ub

Channels, AS-B servers with 24 I/O points	12 Ua, Ua1 to Ua12 4 Ub, Ub1 to Ub4
---	--

Channels, AS-B servers with 36 I/O points	20 Ua, Ua1 to Ua20, 8 Ub, Ub1 to Ub8
---	---

Absolute maximum ratings	-0.5 to +24 VDC
--------------------------	-----------------

A/D converter resolution	16 bits
--------------------------	---------

## Digital inputs

Range	Dry contact switch closure or open collector/open drain, 24 VDC, typical wetting current 2.4 mA
-------	---

Minimum pulse width	120 ms
---------------------	--------

## Counter inputs

Range	Dry contact switch closure or open collector/open drain, 24 VDC, typical wetting current 2.4 mA
-------	---

Minimum pulse width	20 ms
---------------------	-------

Maximum frequency	25 Hz
-------------------	-------

## Supervised inputs

5 V circuit, 1 or 2 resistors Monitored switch combinations	Series only, parallel only, and series and parallel
--	---

Resistor range For a 2-resistor configuration, each resistor must have the same value +/- 5 %	1 to 10 kohm
--	--------------

## Voltage inputs

Range	0 to 10 VDC
-------	-------------

Accuracy	+/- (7 mV + 0.2 % of reading)
----------	-------------------------------

Resolution	0.5 mV
------------	--------

Impedance	100 kohm
-----------	----------

## Current inputs

Range	0 to 20 mA
-------	------------

Accuracy	+/- (0.01 mA + 0.4 % of reading)
----------	----------------------------------

Resolution	1 µA
------------	------

Impedance	47 ohm
-----------	--------

## Resistive inputs

10 ohm to 10 kohm accuracy R = Resistance in ohm	+/- (7 + 4 x 10 <sup>-3</sup> x R) ohm
---	--

# SpaceLogic AS-B

10 kohm to 60 kohm accuracy R = Resistance in ohm	$\pm(4 \times 10^{-3} \times R + 7 \times 10^{-8} \times R^2)$ ohm
Temperature inputs (thermistors)	
Range	-50 to +150 °C (-58 to +302 °F)
Supported thermistors	
Honeywell	20 kohm
Type I (Continuum)	10 kohm
Type II (I/NET)	10 kohm
Type III (Satchwell)	10 kohm
Type IV (FD)	10 kohm
Type V (FD w/ 11k shunt)	Linearized 10 kohm
Satchwell D?T	Linearized 10 kohm
Johnson Controls	2.2 kohm
Xenta	1.8 kohm
Balco	1 kohm
Measurement accuracy	
20 kohm	-50 to -30 °C: $\pm 1.5$ °C (-58 to -22 °F: $\pm 2.7$ °F) -30 to 0 °C: $\pm 0.5$ °C (-22 to +32 °F: $\pm 0.9$ °F) 0 to 100 °C: $\pm 0.2$ °C (32 to 212 °F: $\pm 0.4$ °F) 100 to 150 °C: $\pm 0.5$ °C (212 to 302 °F: $\pm 0.9$ °F)
10 kohm, 2.2 kohm, and 1.8 kohm	-50 to -30 °C: $\pm 0.75$ °C (-58 to -22 °F: $\pm 1.35$ °F) -30 to +100 °C: $\pm 0.2$ °C (-22 to +212 °F: $\pm 0.4$ °F) 100 to 150 °C: $\pm 0.5$ °C (212 to 302 °F: $\pm 0.9$ °F)
Linearized 10 kohm	-50 to -30 °C: $\pm 2.0$ °C (-58 to -22 °F: $\pm 3.6$ °F) -30 to 0 °C: $\pm 0.75$ °C (-22 to +32 °F: $\pm 1.35$ °F) 0 to 100 °C: $\pm 0.2$ °C (32 to 212 °F: $\pm 0.4$ °F) 100 to 150 °C: $\pm 0.5$ °C (212 to 302 °F: $\pm 0.9$ °F)
1 kohm	-50 to +150 °C: $\pm 1.0$ °C (-58 to +302 °F: $\pm 1.8$ °F)
RTD temperature	
Supported RTDs	Pt1000, Ni1000, LG-Ni1000, and JCI-Ni1000
Pt1000	
Range	-50 to +150 °C (-58 to +302 °F)
Measurement accuracy	-50 to +70 °C: $\pm 0.5$ °C (-58 to +158 °F: $\pm 0.9$ °F) 70 to 150 °C: $\pm 0.7$ °C (158 to 302 °F: $\pm 1.3$ °F)
Ni1000	
Range	-50 to +150 °C (-58 to +302 °F)
Measurement accuracy	$\pm 0.5$ °C ( $\pm 0.9$ °F)

# SpaceLogic AS-B

LG-Ni1000	
Range	-50 to +150 °C (-58 to +302 °F)
Measurement accuracy	+/-0.5 °C (+/-0.9 °F)
JCI-Ni1000	
Range	-50 to +150 °C (-58 to +302 °F)
Measurement accuracy	+/- 0.5 °C (+/- 0.9 °F)
RTD temperature wiring	
Maximum wire resistance	20 ohm/wire (40 ohm total)
Maximum wire capacitance	60 nF
The wire resistance and capacitance typically corresponds to a 200 m wire.	
RTD resistive	
1,000 ohm	
Range	500 to 2,200 ohm Including wiring resistance
Measurement accuracy R = resistance in ohm	+/- $(0.2 + 1.5 \times 10^{-3} \times R)$ ohm
Resolution	0.1 ohm
RTD resistive wiring	
Maximum wire capacitance	60 nF
Voltage outputs	
Range	0 to 10 VDC
Accuracy	+/-60 mV
Resolution	10 mV
Minimum load resistance	5 kohm
Load range	-1 to +2 mA
Digital inputs, DI	
Channels, AS-B servers with 24 I/O points	4, DI1 to DI4
Channels, AS-B servers with 36 I/O points	0
Absolute maximum ratings	-0.5 to +24 VDC
Digital inputs	
Range	Dry contact switch closure or open collector/open drain, 24 VDC, typical wetting current 2.4 mA
Minimum pulse width	120 ms
Counter inputs	
Range	Dry contact switch closure or open collector/open drain, 24 VDC, typical wetting current 2.4 mA

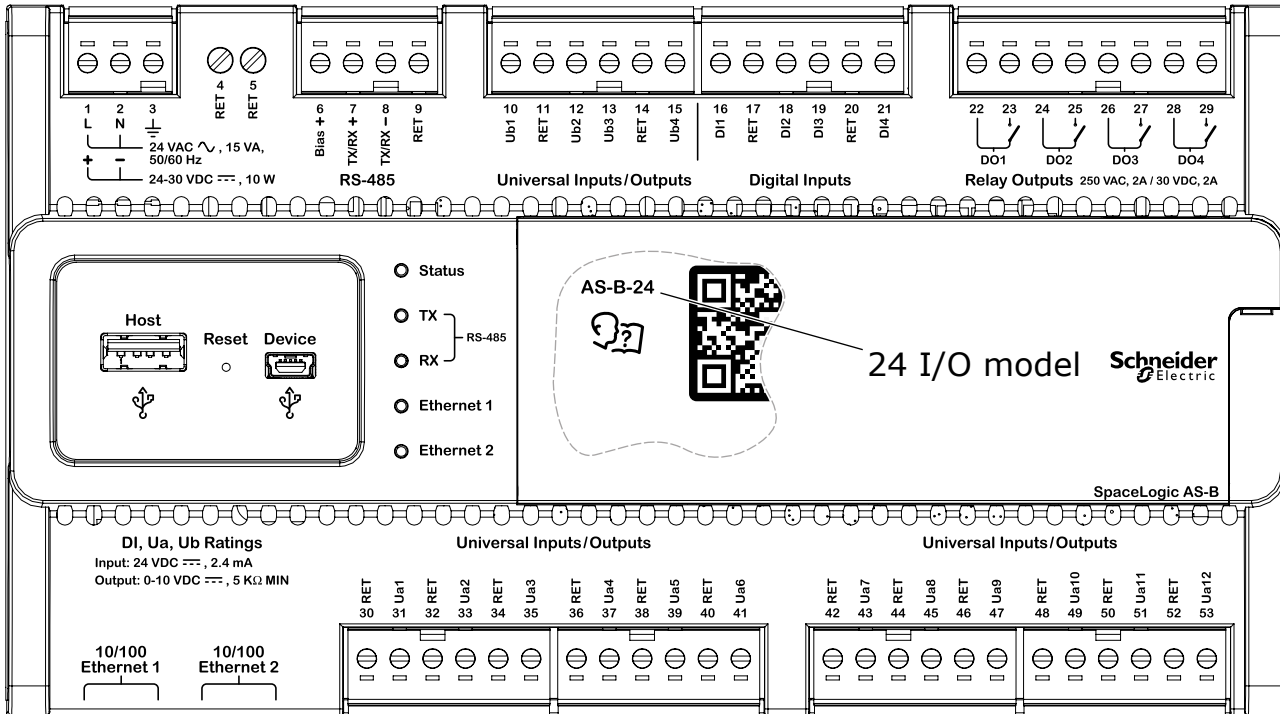
# SpaceLogic AS-B

Minimum pulse width	20 ms
Maximum frequency	25 Hz
Relay outputs, DO	
Channels, AS-B servers with 24 I/O points	4, DO1 to DO4
Channels, AS-B servers with 36 I/O points	4, DO1 to DO4
Contact rating	250 VAC/30 VDC, 2 A, Pilot Duty (C300)
Switch type	Form A Relay Single Pole Single Throw Normally Open
Isolation contact to system ground	3000 VAC
Cycle life (Resistive load)	At least 100,000 cycles <sup>a</sup>
a) Actual relay life will vary depending on electrical load characteristics, switching conditions, environmental factors, and application usage.	
Minimum pulse width	100 ms
Triac outputs, DO	
Channels, AS-B servers with 24 I/O points	0
Channels, AS-B servers with 36 I/O points	4, DO5 to DO8
Output rating	Max. 0.8 A
Voltage	24 VAC +/-20 %
Commons	COM1 for DO5 and DO6 COM2 for DO7 and DO8
The common terminals COM1 and COM2 can be connected to 24 VAC or to ground.	
Common voltage, high side output	24 VAC
Common voltage, low side output	0 VAC (ground)
Minimum pulse width	100 ms

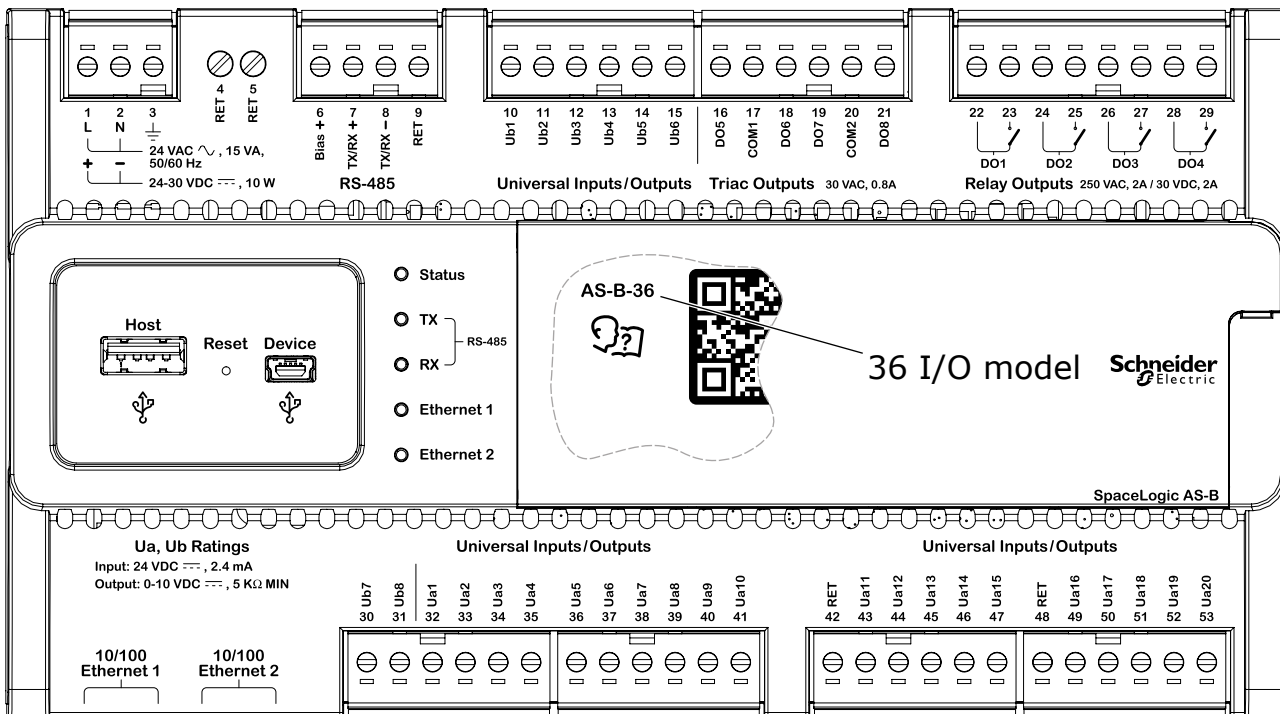
## Terminals

For more information on wiring, see the SpaceLogic and EasyLogic - Hardware Installation System Guide.

# SpaceLogic AS-B



AS-B server model with 24 I/O points



AS-B server model with 36 I/O points

# SpaceLogic AS-B

## Regulatory Notices



### Federal Communications Commission

FCC Rules and Regulations CFR 47, Part 15, Class B

This device complies with part 15 of the FCC Rules. Operation is subject to the following two conditions: (1) This device may not cause harmful interference. (2) This device must accept any interference received, including interference that may cause undesired operation.

### Industry Canada

This Class B digital apparatus complies with Canadian ICES-003.

Cet appareil numérique de la classe B est conforme à la norme NMB-003 du Canada.



### Regulatory Compliance Mark (RCM) - Australian Communications and Media Authority (ACMA)

This equipment complies with the requirements of the relevant ACMA standards made under the Radiocommunications Act 1992 and the Telecommunications Act 1997. These standards are referenced in notices made under section 182 of the Radiocommunications Act and 407 of the Telecommunications Act.



UL 916 Listed products for the United States and Canada, Open Class Energy Management Equipment. UL file E80146.



### CE - Compliance to European Union (EU)

2014/30/EU Electromagnetic Compatibility Directive

2014/35/EU Low Voltage Directive

2011/65/EU Restriction of Hazardous Substances (RoHS) Directive

2015/863/EU amending Annex II to Directive 2011/65/EU

This equipment complies with the rules, of the Official Journal of the European Union, for governing the Self Declaration of the CE Marking for the European Union as specified in the above directive(s).



### WEEE - Directive of the European Union (EU)

This equipment and its packaging carry the waste of electrical and electronic equipment (WEEE) label, in compliance with European Union (EU) Directive 2012/19/EU, governing the disposal and recycling of electrical and electronic equipment in the European community.



### UK Conformity Assessed

S.I. 2016/1091 - Electromagnetic Compatibility Regulations 2016

S.I. 2016/1101 - Electrical Equipment (Safety) Regulations 2016

S.I. 2012/3032 - Restriction of the Use of Certain Hazardous Substances in Electrical and Electronic Equipment Regulations 2012

S.I. 2013/3113 - Waste Electrical and Electronic Equipment Regulations 2013

This equipment complies with the rules, of the UK regulations, for governing the UKCA Marking for the United Kingdom specified in the above directive(s).

[www.se.com/buildings](http://www.se.com/buildings)

Life Is On

**Schneider**  
Electric