

# SpaceLogic™ RS-485 Adapter

## Adapters

Part numbers: SXWISORS48510001 and SXWNISORS48510001

### Safety Information

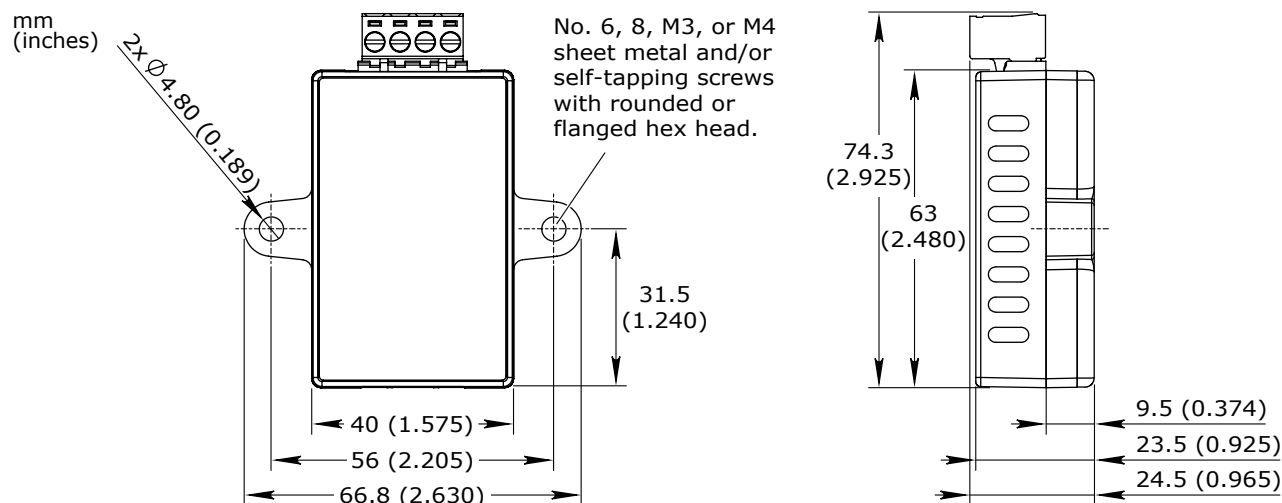
Electrical equipment should be installed, operated, serviced, and maintained only by qualified personnel. No responsibility is assumed by Schneider Electric for any consequences arising out of the use of this material. Carefully read these instructions and all information relevant for this product before trying to install it. See the list of technical literature.

### Technical Literature

- SpaceLogic and EasyLogic - Hardware Reference Guide, 04-XX001-XX-en

The technical literature and declarations of conformity can be accessed on the Schneider Electric extranet, [ecoxpert.se.com](http://ecoxpert.se.com). Contact your local Schneider Electric sales office for a hard copy of the documentation or for additional information.

### Installing the Adapter



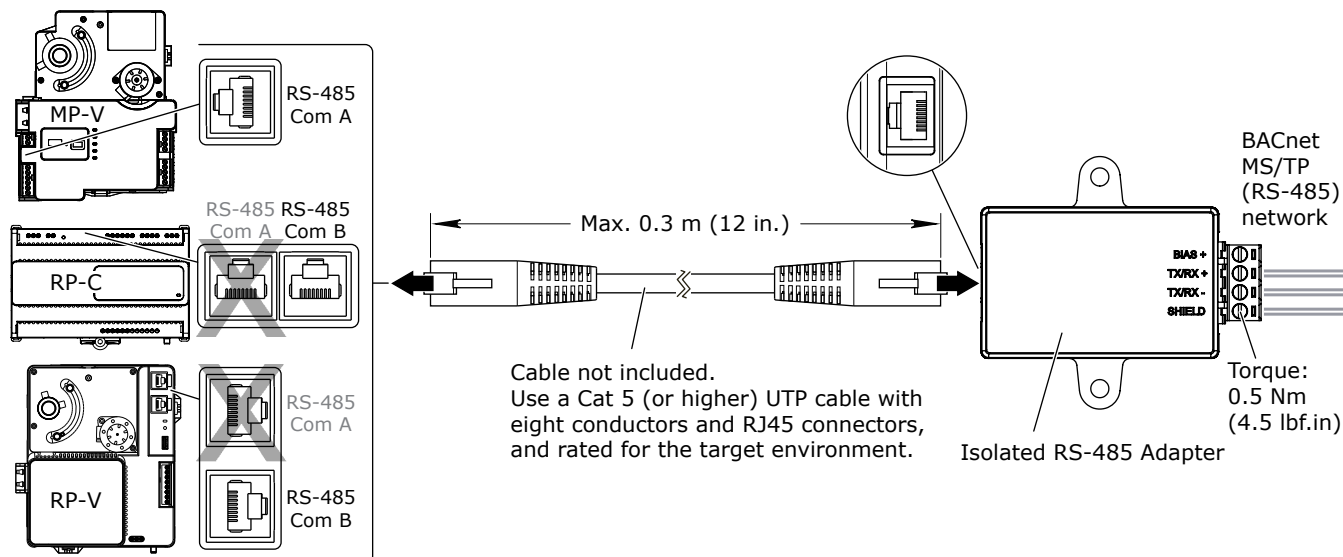
### Connecting an Isolated RS-485 Adapter to an MP-V, RP-C, or RP-V Controller

## NOTICE

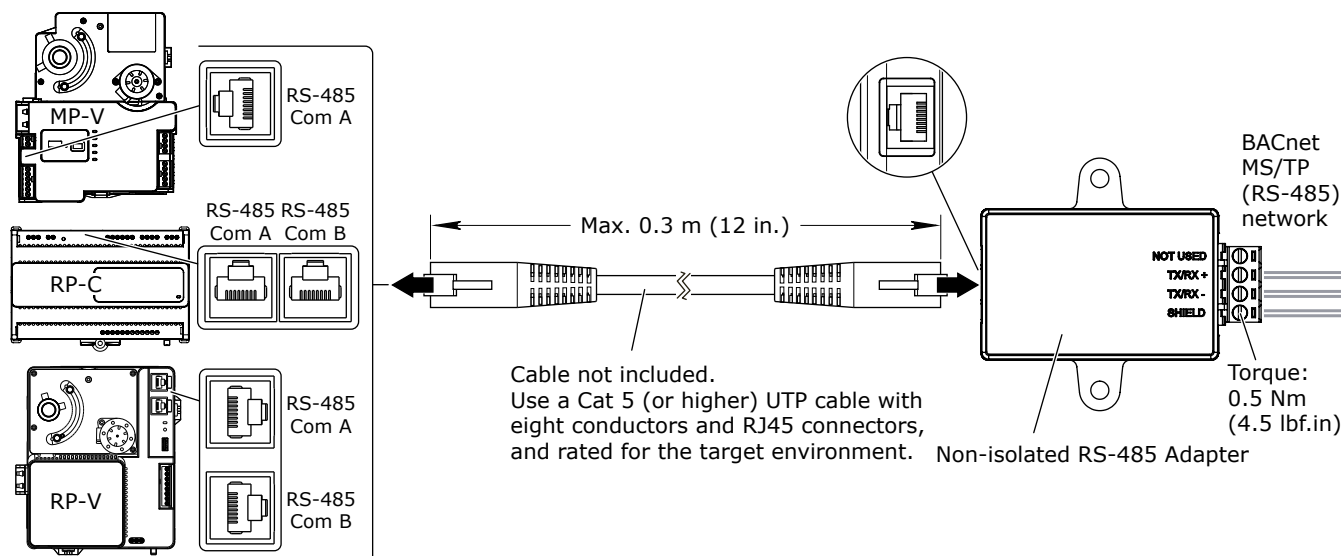
#### BACNET MS/TP NETWORK OUTAGE OR PERFORMANCE DEGRADATION

For a BACnet MS/TP network with MNB BACnet devices, ensure you use an isolated RS-485 adapter (SXWISORS48510001) connected to the RP controller Com B port or MP-V controller Com A port.

Failure to follow these instructions can result in BACnet MS/TP network outage or performance degradation.



## Connecting a Non-isolated RS-485 Adapter to an MP-V, RP-C, or RP-V Controller



### Wiring

Recommended screw tightening torque: 0.5 Nm (4.5 lbf.in)

For information on wiring, see the SpaceLogic and EasyLogic - Hardware Reference Guide.

### Part Numbers

Product	Part number
Isolated RS-485 adapter (cable not included)	SXWISORS48510001
Non-isolated RS-485 adapter (cable not included)	SXWNISORS48510001

### Specifications

#### DC input

##### Nominal voltage

Isolated adapter: 24 VDC

Non-isolated adapter: 0 V

##### Maximum power consumption

Isolated adapter: 0.4 W

Non-isolated adapter: 0 W

#### Connectors

##### To automation server

RS-485, 4-pole screw terminal block

#### To RP-C, RP-V, and MP-V controller

RS-485, RJ45 port

#### Operation environment

##### Ambient temperature, operating

0 to 50 °C (32 to 122 °F)

Indoor use only

##### Humidity

Maximum 95 % RH non-condensing

#### Mechanical

##### Weight

Isolated adapter: 80 g (2.82 oz)

Non-isolated adapter: 40 g (1.41 oz)

##### Ingress protection rating

IP 20

##### Plastic flame rating

UL94 V-0

##### Plenum rating

UL 2043 (Approved for plenum installations)

### Addendum - California Proposition 65 Warning Statement for California Residents

**⚠ WARNING:** This product can expose you to chemicals including lead which is known to the State of California to cause cancer and which is known to the State of California to cause birth defects or other reproductive harm. For more information go to [www.P65Warnings.ca.gov](http://www.P65Warnings.ca.gov)

部件名称 (Part Name)	有害物质 (Hazardous Substances)					
	铅 (Pb)	汞 (Hg)	镉 (Cd)	六价铬 (Cr (VI))	多溴联苯 (PBB)	多溴二苯醚 (PBDE)
塑料部件 (Plastic Parts)	○	○	○	○	○	○
电子件 (Electronics)	X	○	○	○	○	○

本表格依据 SJ/T11364 的规定编制。(This table is made according to SJ/T 11364.)

○: 表示该有害物质在该部件所有均质材料中的含量均在 GB/T 26572 规定的限量要求以下。  
(Indicates that the concentration of hazardous substance in all of the homogeneous materials for this part is below the limit as stipulated in GB/T 26572.)

X: 表示该有害物质至少在该部件的某一均质材料中的含量超出 GB/T 26572 规定的限量要求。  
(Indicates that the concentration of hazardous substance in at least one of the homogeneous materials used for this part is above the limit as stipulated in GB/T 26572.)



### Regulatory Notices

This device complies with part 15 of the FCC Rules. Operation is subject to the following two conditions: (1) This device may not cause harmful interference, and (2) this device must accept any interference received, including interference that may cause undesired operation.

This Class B digital apparatus complies with Canadian ICES-003. Cet appareil numérique de la classe B est conforme à la norme NMB-003 du Canada.