


6.1 File organization

XBT-L900 V 1.3 organizes its files as follows :

- **Terminals with keyboard / display and display units**

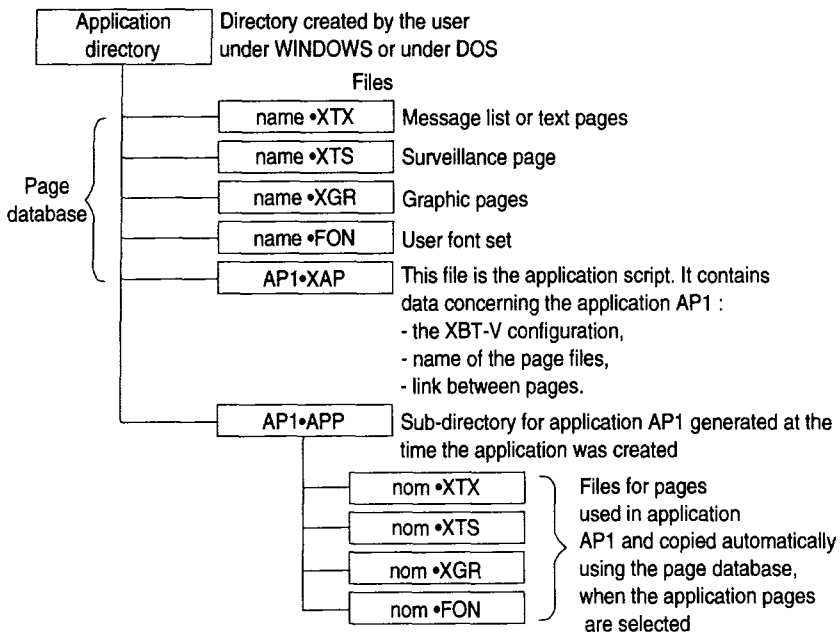
The application directory contains :



- the term "application" defines a message list,
- in the case of the XBT-M display unit, an "application" groups together a message list, a configuration and a font set in two files.

- **Screen terminals**

The application directory contains :



The term "application" defines a set of pages as well as the links between the pages.

The name of a file can comprise up to 8 characters followed by an extension of 3 characters. The extension is added by the program and serves to identify the type of file.

6.2 Erasing

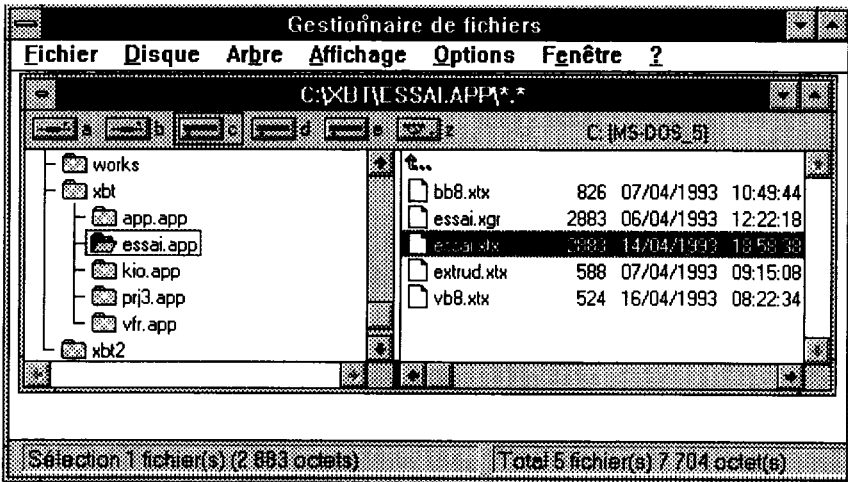
• Erasing an application file

Use the "file manager" which is in the WINDOWS main group.

- Launch the file manager by double-clicking on its icon,
- Select the storage drive where the file you wish to erase is located (click on its icon).

The program manager displays the tree structure of the directories in this drive :

Note: You should get the following screen in English from you Windows software.



- Select the directory where the file you wish to erase is stored (double-click on the directory name),
- Repeat this operation as many times as necessary if the file is located in a sub-directory,
- Click on the file name (eg : ESSAI.XTX),
- Select the command "File" then "Delete",
- Confirm deletion.

• Erasing a directory

The procedure is the same as for erasing a file, but instead of selecting a file name, select a directory name.

For further information about these operations, refer to the WINDOWS user guide.

6.3 Compatibility

• Communication protocols

XBT terminals support the following communication protocols :

- **ASCII mode** : allows the XBT to be connected to any system equipped with a serial link communication module.
- **ADJUST protocol** : allows the XBT to be connected to the terminal port of any Telemecanique TSX 7 series PLC.
- **UNI-TE protocol** (communication protocol for the Telemecanique UNI-TELWAY multidrop industrial bus) : allows the XBT to be connected to any module which supports this protocol.
 - SCI port on CPUs of TSX 7 series 40 PLCs
 - SCM type modules (series 30 or 40 modular PLCs)
 - SCG type modules (TSX 17 PLCs).
- **JBUS protocol** (industrial communication protocol specified by APRIL) : allows the XBT to be connected to any module supporting this protocol, in particular JBUS modules on APRIL series 1000 PLCs.
- **MODBUS protocol** (industrial communication protocol specified by MODICON) : allows the XBT to be connected to any module supporting this protocol.

The protocols supported by the XBT terminal can be identified by the letter in their product reference.

Protocols supported :

- Series XBT- 4 _____ JBUS/MODBUS protocols
 - Series XBT- 7 _____ ASCII/ADJUST protocols
 - Series XBT- 8 _____ ASCII/ADJUST/UNI-TE protocols
-

6 Appendices

Compatibility

• Software compatibility

It is generally possible to retrieve existing applications developed using XBT-L100 and XBT-L400 software by direct connection to the terminal loaded with the application to be retrieved.

All that is needed is to perform an XBT to PC transfer.

Where message lists have been created using XBT-L100 or XBT-L400, it is possible to retrieve any stored files by using the following method :

- **Transfer the whole of the saved list to the XBT terminal (PC → XBT transfer) using the original program (XBT-L100 or XBT-L400),**
- **Retrieve the contents of the XBT memory using XBT-L900 (XBT → PC transfer),**

It is then possible to make and save modifications under XBT-L900.

• Possibility of retrieving programs created using XBT-L400 and XBT-L100 via XBT-L900

XBT Terminal TYPE	PROGRAM CREATED USING :	
	XBT-L400	XBT-L100
XBT-A4	YES (XBT-L400 1.2)	
XBT-A7 / A8		YES
XBT-B4 / C4	YES	
XBT-B7 / C7		
XBT-B8 / C8		YES
XBT-C87		YES
XBT-K7 / K8		YES *
XBT-M8		

* XBT-M8 functions are reduced to XBT-K functions if they have been saved using XBT-L100 (see XBT-M guide section 3.3).

6 Appendices

Compatibility

Programming the range of XBT terminals

- **Compatibility between XBT-L900 V 1.3 / XBT terminals**

XBT-L900 can be used to program terminals whose commercial reference begins with one of the following prefixes:

Terminals with keyboard / display unit :

XBT-A4	XBT-B4	XBT-C4	
XBT-A7	XBT-B7	XBT-C7	
XBT-A8	XBT-B8	XBT-C8	XBT-C87

Display units :

XBT-K7	
XBT-K8	XBT-M8

Terminals with keyboard / CRT screen :

XBT-VA8	XBT-VB4	XBT-VM8
	XBT-VB8	

Terminals with keyboard :

XBT-BB8



Telemecanique has a policy of continuous development and improvement and reserves the right to supply products which may differ in detail from those described and illustrated in this publication. Their description cannot be considered in any way to form the basis of a contract.

© Copyright Telemecanique 1993. All rights reserved. This document may not be reproduced or copied, in whole or in part, in any form or by any means, graphic, electronic or mechanical, including photocopying, recording or storage in a retrieval system.