



# Product Environmental Profile

LexCom vertical cable management rings  
for 600 mm wide rack



# Product Environmental Profile - PEP

## Product Overview

The main function of the LexCom Vertical Cable Management Rings for 600 mm wide Racks is to guide (manage) the cables vertical up & down each side of the rack.

This range consists of:

- 1 x LexCom Vertical Cable Management Rings for 600 mm wide Racks.

The representative product used for the analysis is LexCom Vertical Cable Management Rings for 600mm wide Racks - Ref: VDIM189111.

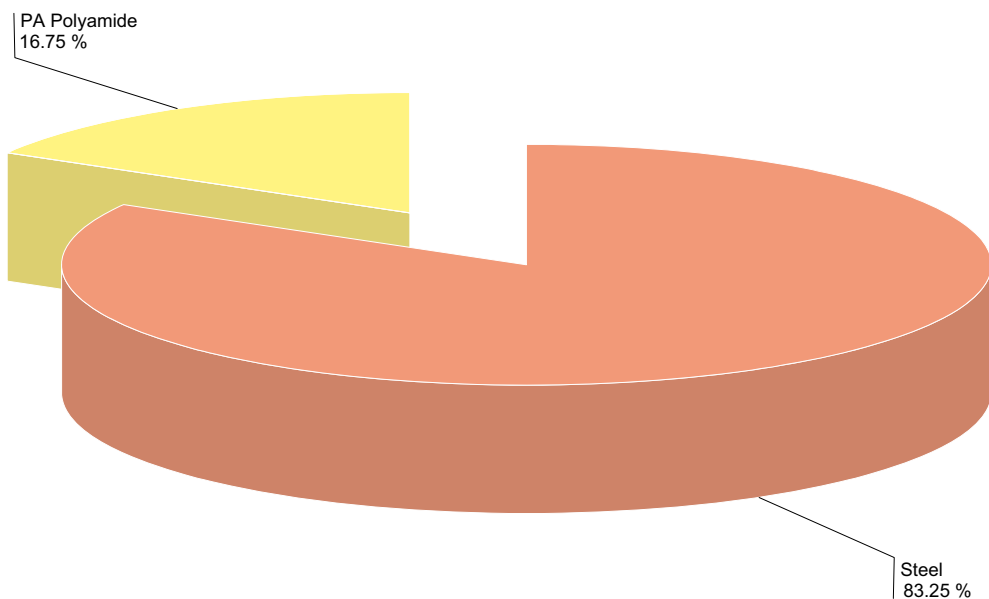
The environmental impacts of this referenced product are representative of the impacts of the other products of the range which are developed with the same technology.

The environmental analysis was performed in conformity with ISO 14040 "Environmental management: Life cycle assessment – Principle and framework".

This analysis takes the stages in the life cycle of the product into account.

## Constituent materials

The mass of the LexCom Vertical Cable Management Rings for 600mm wide Racks - Ref: VDIM189111 is 17.92 g excluding packaging. The constituent materials are distributed as follows:



## Substance assessment

Products of this range are designed in conformity with the requirements of the RoHS directive (European Directive 2002/95/EC of 27 January 2003) and do not contain, or in the authorised proportions, lead, mercury, cadmium, chromium hexavalent, flame retardant (polybromobiphenyles PBB, polybromodiphenylthers PBDE) as mentioned in the Directive.

## Manufacturing

LexCom Vertical Cable Management Rings for 600 mm wide Racks is manufactured at a production site which complies with the regulations governing industrial sites.

## Distribution

The weight and volume of the packaging have been reduced, in compliance with the European Union's packaging directive. The SCS LexCom Vertical Cable Management Rings for 600 mm wide Racks packaging weight is approximately 50.8 g. It consists of PE (Low Density, LDPE, Film) 0.4 g, Paper (Recycled, With Deinking) 13.4 g, Cardboard (Duplex-Triplex) 37 g. The product distribution flows have been optimised by setting up local distribution centres close to the market areas.

# Product Environmental Profile - PEP

## Utilization

The LexCom Vertical Cable Management Rings for 600 mm wide Racks does not generate environmental pollution requiring special precautionary measures (noise, emissions, and so on).  
The electrical power consumed by the LexCom Vertical Cable Management Rings for 600 mm wide Racks is zero watts.

## End of life

At end of life, the LexCom Vertical Cable Management Rings for 600 mm wide Racks must be dismantled to facilitate the recovery of the various constituent materials.  
The proportion of recyclable material is higher than 84 %.  
This percentage includes the following materials: PA Polyamide, Steel.  
The end of life details appear on the product end-of-life recovery sheet.

## Environmental impacts

The EIME (Environmental Impact and Management Explorer) software, version 4.0, and its database, version V10 were used for the life cycle assessment (LCA).  
The assumed service life of the product is 20 years with a utilisation rate of the installation of 100 % and the electrical power model used is OFF (ON, OFF, Stand by).  
The scope of the analysis was limited to a LexCom Vertical Cable Management Rings for 600 mm wide Racks - Ref: VDIM189111.  
The environmental impacts were analysed for the Manufacturing (M) phases, including the processing of raw materials, and for the Distribution (D) and Utilization (U) phases.

### Presentation of the environmental impacts

Environmental indicators	Short	Unit	LexCom vertical cable management rings for 600 mm wide racks (1 unit)			
			S = M + D + U	M	D	U
Raw material depletion	RMD	Y-1	9.2376E <sup>-18</sup>	7.0889E <sup>-18</sup>	2.1488E <sup>-18</sup>	0.00E <sup>+00</sup>
Energy depletion	ED	MJ	2.745	8.9658E <sup>-1</sup>	1.848	0.00E <sup>+00</sup>
Water depletion	WD	dm <sup>3</sup>	1.443	4.3652E <sup>-1</sup>	1.006	0.00E <sup>+00</sup>
Global warming	GW	g ~CO <sub>2</sub>	1.2861E <sup>2</sup>	73.321	55.292	0.00E <sup>+00</sup>
Ozone depletion	OD	g ~CFC-11	2.5872E <sup>-5</sup>	9.4016E <sup>-7</sup>	2.4931E <sup>-5</sup>	0.00E <sup>+00</sup>
Photochemical ozone creation	POC	g ~C <sub>2</sub> H <sub>4</sub>	4.9483E <sup>-2</sup>	1.351E <sup>-2</sup>	3.5973E <sup>-2</sup>	0.00E <sup>+00</sup>
Air acidification	AA	g ~H <sup>+</sup>	1.6573E <sup>-2</sup>	6.6116E <sup>-3</sup>	9.9612E <sup>-3</sup>	0.00E <sup>+00</sup>
Hazardous waste production	HWP	kg	2.0896E <sup>-4</sup>	1.9059E <sup>-4</sup>	1.8376E <sup>-5</sup>	0.00E <sup>+00</sup>

The life cycle analysis shows that the manufacturing phase (M phase) is the life cycle phase which has the greatest impact on the majority of environmental indicators.

# Product Environmental Profile - PEP

## System approach

As the product of the range are designed in accordance with the RoHS Directive (European Directive 2002/95/EC of 27 January 2003), they can be incorporated without any restriction within an assembly or an installation submitted to this Directive.

*N.B.: please note that the environmental impacts of the product depend on the use and installation conditions of the product.*

*Impacts values given above are only valid within the context specified and cannot be directly used to draw up the environmental assessment of the installation.*

## Glossary

### Raw Material Depletion (RMD)

This indicator quantifies the consumption of raw materials during the life cycle of the product. It is expressed as the fraction of natural resources that disappear each year, with respect to all the annual reserves of the material.

### Energy Depletion (ED)

This indicator gives the quantity of energy consumed, whether it be from fossil, hydroelectric, nuclear or other sources. This indicator takes into account the energy from the material produced during combustion. It is expressed in MJ.

### Water Depletion (WD)

This indicator calculates the volume of water consumed, including drinking water and water from industrial sources. It is expressed in dm<sup>3</sup>.

### Global Warming (GW)

The global warming of the planet is the result of the increase in the greenhouse effect due to the sunlight reflected by the earth's surface being absorbed by certain gases known as "greenhouse-effect" gases. The effect is quantified in gram equivalent of CO<sub>2</sub>.

### Ozone Depletion (OD)

This indicator defines the contribution to the phenomenon of the disappearance of the stratospheric ozone layer due to the emission of certain specific gases. The effect is expressed in gram equivalent of CFC-11.

### Photochemical Ozone Creation (POC)

This indicator quantifies the contribution to the "smog" phenomenon (the photochemical oxidation of certain gases which generates ozone) and is expressed in gram equivalent of ethylene (C<sub>2</sub>H<sub>4</sub>).

### Air Acidification (AA)

The acid substances present in the atmosphere are carried by rain. A high level of acidity in the rain can cause damage to forests. The contribution of acidification is calculated using the acidification potentials of the substances concerned and is expressed in mode equivalent of H<sup>+</sup>.

### Hazardous Waste Production (HWP)

This indicator calculates the quantity of specially treated waste created during all the life cycle phases (manufacturing, distribution and utilization). For example, special industrial waste in the manufacturing phase, waste associated with the production of electrical power, etc. It is expressed in kg.

Registration No.: SCHN-2011-174-VO

Programme information: [www.pep-ecopassport.org](http://www.pep-ecopassport.org)

PEP in compliance with PEpecopassport according to PEP-APO011 rules

ACV rules are available from PEP editor on request

### Schneider Electric Industries SAS

35, rue Joseph Monier  
CS30323  
F - 92506 Rueil Malmaison Cedex

RCS Nanterre 954 503 439  
Capital social 896 313 776 €  
[www.schneider-electric.com](http://www.schneider-electric.com)



We are committed to safeguarding our planet by "Combining innovation and continuous improvement to meet the new environmental challenges".

Published by: Schneider Electric