

- (2) **Equipment and protective systems intended for use in potentially explosive atmospheres
Directive 94/9/EC**

(1) **EC-TYPE EXAMINATION CERTIFICATE**

- (3) Number of the EC type examination certificate: **INERIS 06ATEX0035X**

- (4) Equipment or protective system:

**MOTOR CIRCUIT BREAKER TYPE Telemecanique / Schneider Electric
Ref : GV2 M line : GV2ME01to 32 and GV2 P line : GV2P01 to 32**

- (5) Manufacturer: **Schneider Electric**
(6) Address: **31, rue Pierre MENDES-FRANCE
F-38320 EYBENS - FRANCE**

- (7) This equipment or protective system and any other acceptable alternative of this one are described in the annex of this certificate and the descriptive documents quoted in this annex.


- (8) The INERIS, notified body and identified under number 0080, in accordance with article 9 of Council Directive 94/9/EC of the 23rd March 1994, certifies that this equipment or protective system fulfils the Essential of Health and Safety Requirements relating to the design and construction of equipment and protective systems intended for use in potentially explosive atmospheres, described in annex II of the Directive.

- The examinations and the tests are consigned in confidential INERIS report No 72896 / 06 - Part 2-GV2/0.


- (9) The respect of the Essential Health and Safety Requirements is ensured by conformity with :

EN 61508 (parts 1 and 2) of December 2001 : SIL 1
EN 954-1 (december 1996) and EN ISO 13849-2 of August 2003 : category 2.
NF EN 60079-14 of December 2003
EN 61241-14 of September 2004
IEC 947-1 : 1988 corrigendum June 89 and January 92
IEC 947-2 : 1989 and 1995-12
EN 60947-2 : 1991 amendement 1 (1993) and 2 (1996)
IEC 947-4-1 : 1990-05 corrigendum December 1991
EN 60947-4-1 : 1992 amendment 1 (1994-11) and 2 (1996-08)


- (10) Sign X, when it is placed following the Number of the EC type examination certificate, indicates that this equipment and protective system is subjected to the special conditions for safe use, mentioned in the annex of this certificate.
- (11) This EC type examination certificate relates only to the design, examination and tests of the specified equipment or protective system in accordance to the directive 94/9/EC. Further requirements of the Directive apply to the manufacturing process and supply of this equipment or protective system, these are not covered by this certificate.
- (12) The marking of the equipment or the protective system will have to contain:


 II (2) GD

Verneuil-en-Halatte, 2006 08 16



Éric FAÉ
Project Manager at the ATEX
Equipment Certification Laboratory




Director of the Certifying Body,
By delegation
B. PIQUETTE
Deputy Manager of Certification

(13)

ANNEX

(14)

EC TYPE EXAMINATION CERTIFICATE N° INERIS 06ATEX0035X

(15)

DESCRIPTION OF THE EQUIPMENT OR THE PROTECTIVE SYSTEM

The Motor Circuit Breakers of type GV2 (type designation for Schneider Electric) are cabled to be crossed by the current of the engine to protect. These thermal-overloads are to be used in connection with suitable contactors as Telemecanique / Schneider Electric Ref. LC1 D09...D38 models, or without contactors to protect non-explosion-protected motors and explosion-protected motors. An overload of this current causes a rise in the consumed current which is detected by the device by means of an overload release with current dependent delay on bimetallic basis.

These devices assure also a protection against short circuits utilization category A (IEC 60947-2) based on an integrated magnetic detection system.

Type GV2 M line and GV2 P line are each available on 15 designs for different current setting ranges covering 0.1 A to 32 A.

The architecture of the Motor Circuit Breakers meets the qualitative and quantitative requirements of :

- **Category 2** according to EN 954-1 - and
- **SIL 1** according to EN 61508 parts 1 and 2 (table 2).

The data of the motor manufacturer and/or the data regarding explosion protection given in the Certificate of Conformity or in the EC-type-examination Certificate for explosion protected motors of the "Increased Safety" type of protection must be taken into account.

The Motor Circuit Breakers of type GV2 may be installed only outside potentially explosive atmospheres for the protection of explosion-protected motors. When they are used in potentially explosive atmospheres, the device must be of the type of protection required.

The Motor Circuit Breakers of type GV2 have been tested according to suitable test conditions by ASEFA using the following standards :

IEC 947-1 : 1988 corrigendum June 89 and January 92
IEC 947-2 : 1989 and 1995-12
EN 60947-2 : 1991 amendement 1 (1993) and 2 (1996)
IEC 947-4-1 : 1990-05 corrigendum December 1991
EN 60947-4-1 : 1992 amendement 1 (1994-11) and 2 (1996-08)

The certificates references are :

74 Certificates for "GV2 M" line No. 20.21 / 20.22 / 20.23 / 20.24 / 20.25 / 20.26 / 20.27 / 20.28 / 20.29 / 20.30 / 20.31 / 20.36 / 20.37 / 20.38 / 20.39 / 20.40 / 20.41 / 20.42 / 20.43 / 20.44 / 20.45 / 20.46 / 20.47 / 20.48 / 20.49 / 20.50 / 20.51 / 20.52 / 20.53 / 20.5420. / 55 - 22.79 - 073-97 / 074-97 / 075-97 / 076-97 / 077-97 / 078-97 / 079-97 / 080-97 / 081-97 / 082-97 / 083-97 / 084 / 085-97 - 054-00 et 055-00.

54 Certificates for "GV2 P" line No. 21.22 / 21.23 / 21.24 / 21.25 / 21.26 / 21.27 / 21.28 / 21.29 / 21.30 / 21.31 / 21.32 / 21.33 / 21.34 / 21.35 / 21.36 / 21.37 / 21.38 / 21.39 / 21.40 / 21.41 / 21.42 / 21.43 / 21.44 / 21.167 / 086.96 / 087.97 / FR 96 001 / FR 96 002 / FR 96 003 / FR 96 004 / FR 96 005 / FR 96 011 / FR 96 012 / FR 96 013 / FR 96 014 / FR 96 015 / FR 96 016 / FR 96 017 / FR 96 018 / FR 96 019 / FR 96 020 / FR 96 021 / FR 96 022 / FR 96 023 / FR 96 024 / FR 96 025 / FR 96 026 / FR 96 027 / FR 96 028 / FR 96 029 / FR 96 030 / FR 96 031 / FR 96 032 / FR 96 033.

Additional information can be taken from :

- Download from the internet website <http://www.telemecanique.com>

MARKING

Marking has to be readable and indelible; it has to include the following indications:

Telemecanique


Schneider Electric

GV2 M line : GV2ME01 to 32

GV2 P line : GV2P01 to 32

INERIS 06ATEX0035X

Batch number including manufacturing date

 II (2) GD

The different types of devices taken into account in this certificate are :

GV2 M line : GV2ME01, GV2ME02, GV2ME03, GV2ME04, GV2ME05, GV2ME06, GV2ME07, GV2ME08, GV2ME10, GV2ME14, GV2ME16, GV2ME20, GV2ME21, GV2ME22, GV2ME32.

and

GV2 P line : GV2P01, GV2P02, GV2P03, GV2P04, GV2P05, GV2P06, GV2P07, GV2P08, GV2P10, GV2P14, GV2P16, GV2P20, GV2P21, GV2P22, GV2P32.

Marking may be carried out in the language of the country of use.

The protective system or equipment has also to carry the marking normally stipulated by its construction standards.

ROUTINE EXAMINATIONS AND TESTS

None.

(16) DESCRIPTIVE DOCUMENTS

The descriptive documents quoted hereafter constitute the technical documentation of the equipment, subject of this certificate.

- Descriptive notice (23 pages + 14 drawings) signed on 2006.07.05
- Instruction notice (8 pages) signed on 2006.07.05
- INERIS safety analysis of GV2 n° : 72896 / 06 - Part 2 GV2/0 signed on 2006 August

(17) SPECIAL CONDITIONS FOR SAFE USE

The special conditions for safe use are mentioned in the instruction notice of the safety device.
The apparatus must be located out of explosive atmospheres or be protected by a standardized mode of protection.

(18) ESSENTIAL SAFETY AND HEALTH REQUIREMENTS

The respect of the Essential Health and Safety Requirements is ensured by:

- The tests carried out and their positive results mentioned in ASEFA certificates mentioned in (15).
- Suitably selected and adjusted safety devices of this type are necessary for the safe operation of motors of the type of protection "increased safety". The devices themselves are installed outside potentially explosive atmospheres (article 1, section 1 of ATEX directive 94/9/CE).

ADDITION

(3) **INERIS 06ATEX0035X/01**

(4) **MOTOR CIRCUIT BREAKER TYPE Telemecanique / Schneider Electric
Ref : GV2 M line : GV2ME01to 32 and GV2 P line : GV2P01 to 32**

(5) **Made by Schneider Electric / Telemecanique**

(15) **PURPOSE OF THE ADDITION**

- The evolutions are identified in INERIS certification report DSC-16-138721-02728A.
- Extension of references
- New version of standards

The paragraph 9 of the of EC type Examination certificate INERIS 06ATEX0035X is changed by :

EN 50495 July 2010	: SIL 1
EN 61508 (parts 1 and 2) December 2001	: SIL 1
EN 60947-2:2006+A1	:2009+A2:2013,
EN 60947-4-1	:2010+A1:2012,
EN 60947-5-1	:2004+A1:2009,
EN 60947-1	:2007+A1:2011

The Motor Circuit Breakers of type GV2 (type designation for Schneider Electric) are cabled to be crossed by the current of the engine to protect. These thermal-overloads are to be used in connection with suitable contactors as Telemecanique / Schneider Electric Ref. LC1 D09...D38 models, or without contactors to protect non-explosion-protected motors and explosion-protected motors. An overload of this current causes a rise in the consumed current which is detected by the device by means of an overload release with current dependent delay on bimetallic basis.

These devices assure also a protection against short circuits utilization category A (IEC 60947-2) based on an integrated magnetic detection system.

Type GV2ME, GV2P lines are each available on different current setting ranges covering 0.1 A to 32 A.

The architecture of the Motor Circuit Breakers meets the qualitative and quantitative requirements of:

- **Annex II § 1.5** according to ATEX Directive 94/9/EC - safety device.
- **SIL 1** according to EN 61508 (parts 1 and 2) December 2001
- **SIL 1** according to EN 50495:2010.

The data of the motor manufacturer and/or the data regarding explosion protection given in the Certificate of Conformity or in the EC-type-examination Certificate for explosion protected motors of the "Increased Safety" type of protection must be taken into account.

The Motor Circuit Breakers of type GV2 may be installed only outside potentially explosive atmospheres for the protection of explosion-protected motors. When they are used in potentially explosive atmospheres, the device must be of the type of protection required.

The Motor Circuit Breakers of type GV2 have been tested according to suitable test conditions by CQC and results are mentioned in CN 3342 certificate dated 2015-04-01 using the following standards :

EN 60947-2:2006+A1:2009+A2:2013,
EN 60947-4-1:2010+A1:2012,
EN 60947-5-1:2004+A1:2009,
EN 60947-1:2007+A1:2011

The associated test reports are :

00901-CB2013CQC-055141
00901-CB2013CQC-055141-2

Additional information can be download from the internet website <http://www.schneider-electric.com>.

PARAMETERS RELATING TO THE SAFETY


The parameters relating to the safety are unchanged.

MARKING


The marking is modified as follows:

SCHNEIDER ELECTRIC and / or TELEMECANIQUE
INERIS 06ATEX0035X



(Batch number including manufacturing date)

 II (2) GD
[Ex e]

OR

 I (M2)
[Ex e]

OR

 II (2) GD -  I (M2)
[Ex e]

The different types of devices taken into account in this certificate are :

GV2ME line:
GV2P line:

(*) The information " Batch number including manufacturing date " are not clearly mentioned on the product, because they are available through the specific marking " DATAMATRIX ZONE".

Marking may be carried out in the language of the country of use.

The protective system or equipment has also to carry the marking normally stipulated by its construction standards.

ROUTINE EXAMINATIONS AND TESTS

The routine examinations and tests are unchanged.

(16) DESCRIPTIVE DOCUMENTS

Following descriptive documents hereafter contains the information and technical information related to GV2 products lines are :

- | | |
|--|----------------|
| - Descriptive notice | signed on 2015 |
| - Instruction notice | signed on 2015 |
| - INERIS certification report of GV2 n° : 138721 | signed on 2016 |

(17) SPECIAL CONDITIONS FOR SAFE USE

The special conditions for safe use are unchanged.

(18) ESSENTIAL SAFETY AND HEALTH REQUIREMENTS

The respect of the Essential Health and Safety Requirements is completed as follows:

- Conformity to the standards quoted in clause (15).
- All provisions adopted by the manufacturer and defined in the descriptive documents.

Verneuil-en-Halatte, 2016.03.15



A handwritten signature in black ink, appearing to be "D. Charpentier".

The Chief Executive Officer of INERIS
By delegation

Dominique CHARPENTIER
Responsable Pôle Certification
Certification Division, Manager