



3933 US Route 11
Cortland, NY 13045

Telephone: (607) 753-6711
Facsimile: (607) 758-3659
www.intertek.com

March 6, 2012

Test report number 100617442CRT-001b
Project number 100617442-311

Schneider Electric India Pvt Ltd
Plot L-3 Verna Industrial Estate
Verna Plateau Verna
GOA 403722
India

TEST:

Initial qualification testing of telecommunication patch cords to the requirements of ISO/IEC 11801 for Category 5e patch cords.

STANDARD USED:

ISO/IEC 11801 Amendment 2 Information Technology - Generic cabling for customer premises, Second edition dated April 2010

SECTIONS:

13: Balanced Cords

AUTHORIZATION:

The project was authorized by Mr. Ajit Gaonkar, representing the client, Schneider Electric India Pvt Ltd, with signed quotation number 500353856.

SAMPLES DESCRIPTION:

The client supplied five (5) samples of 1 meter length patch cords identified with part number, ACTPC5EUBCM10GY and five (5) samples of 5 meters length patch cords identified with part number, ACTPC5EUBCM50GY. The samples were received on February 21, 2012 and were in good condition.

EQUIPMENT LIST:

The following equipment was employed in conducting the tests.

<u>Equipment used</u>	<u>Model number</u>	<u>Control number</u>	<u>Calibration date</u>	<u>Calibration due date</u>
Fluke Networks field tester	DTX-1800	N1134	12/5/2011	12/5/2012

DATE OF TEST:

March 6, 2012

TEST REPORT REVISION HISTORY:

First Issue: March 6, 2012 Original Document



This report is for the exclusive use of Intertek's Client and is provided pursuant to the agreement between Intertek and its Client. Intertek's responsibility and liability are limited to the terms and conditions of the agreement. Intertek assumes no liability to any party, other than to the Client in accordance with the agreement, for any loss, expense or damage occasioned by the use of this report. Only the Client is authorized to permit copying or distribution of this report and then only in its entirety. Any use of the Intertek name or one of its marks for the sale or advertisement of the tested material, product or service must first be approved in writing by Intertek. The observations and test results in this report are relevant only the sample tested. This report by itself does not imply that the material, product or service is or has ever been under an Intertek certification program.



RESULTS: See appendix A for the test results.

CONCLUSION:

The telecommunication patch cords, as previously described and supplied by the client, were tested in accordance with the standard referred to on page 1, and did comply with the indicated applicable transmission requirements. The testing was performed at Intertek located in Cortland, New York.

The procedures and requirements were taken from the standard referred to on page 1.

Reviewed and Approved By:

Antoine Pelletier
Engineer
Global Cabling Products Testing

John Cash
Technician
Global Cabling Products Testing



Appendix A
Test results

This appendix contains 10 pages.



Cable ID: 100617442CRT-001B-1

Test Summary: PASS

Date / Time: 03/06/2012 04:36:01am

Operator: Your Name

Model: DTX-1800

Headroom: 4.1 dB (NEXT 36-45)

Software Version: 2.5200

Main S/N: 9385159

Test Limit: ISO Patch Cord Cat5e 1.0m

Limits Version: 1.7000

Remote S/N: 9385160

Cable Type: Cat 5e UTP

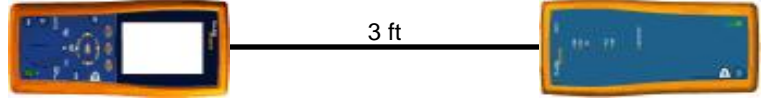
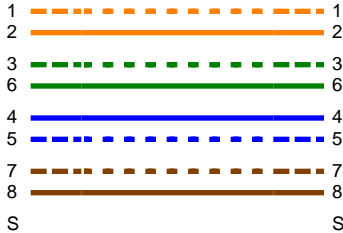
NVP: 69.0%

Main Adapter: DTX-PCU6M

Remote Adapter: DTX-PCU6R

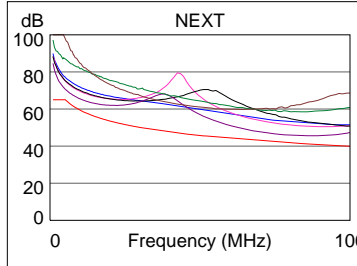
Wire Map (T568B)

PASS

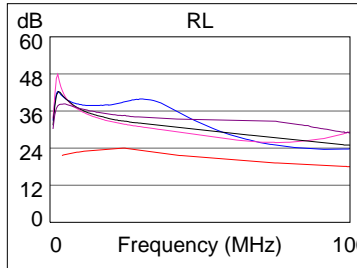


Length (ft)	[Pair 12]	3
Prop. Delay (ns)	[Pair 12]	5
Delay Skew (ns)	[Pair 12]	0
Resistance (ohms)	[Pair 78]	0.2

	Worst Case Margin		Worst Case Value	
	MAIN	SR	MAIN	SR
PASS				
Worst Pair	36-45		36-45	
NEXT (dB)	4.1		4.2	
Freq. (MHz)	77.3		84.0	
Limit (dB)	42.1		41.4	



	Worst Case Margin		Worst Case Value	
	MAIN	SR	MAIN	SR
PASS				
Worst Pair	12		12	
RL (dB)	5.1		5.1	
Freq. (MHz)	85.8		89.8	
Limit (dB)	18.7		18.5	





Cable ID: 100617442CRT-001B-2

Test Summary: PASS

Date / Time: 03/06/2012 04:37:28am

Headroom: 6.3 dB (NEXT 36-45)

Test Limit: ISO Patch Cord Cat5e 1.0m

Cable Type: Cat 5e UTP

Operator: Your Name

Software Version: 2.5200

Limits Version: 1.7000

NVP: 69.0%

Model: DTX-1800

Main S/N: 9385159

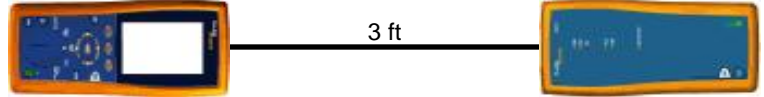
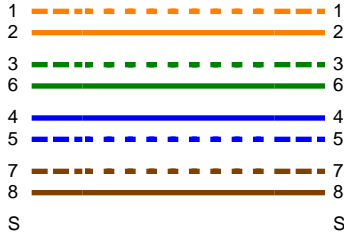
Remote S/N: 9385160

Main Adapter: DTX-PCU6M

Remote Adapter: DTX-PCU6R

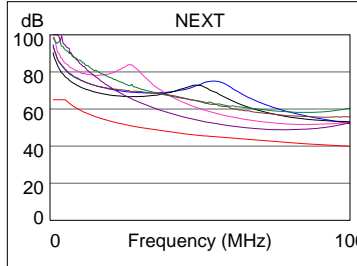
Wire Map (T568B)

PASS

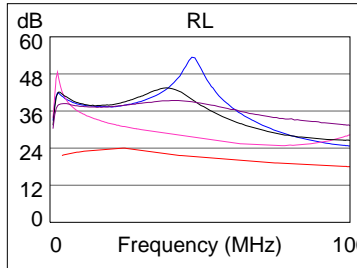


Length (ft)	[Pair 12]	3
Prop. Delay (ns)	[Pair 12]	5
Delay Skew (ns)	[Pair 12]	0
Resistance (ohms)	[Pair 45]	0.3

	Worst Case Margin		Worst Case Value	
	MAIN	SR	MAIN	SR
PASS				
Worst Pair	36-45		36-45	
NEXT (dB)	6.3		6.6	
Freq. (MHz)	68.0		76.0	
Limit (dB)	43.2		42.2	



	MAIN	SR	MAIN	SR
	PASS			
Worst Pair	36		12	
RL (dB)	5.4		6.7	
Freq. (MHz)	63.5		99.5	
Limit (dB)	20.0		18.0	





Cable ID: 100617442CRT-001B-3

Test Summary: PASS

Date / Time: 03/06/2012 04:39:36am

Operator: Your Name

Model: DTX-1800

Headroom: 5.9 dB (NEXT 12-45)

Software Version: 2.5200

Main S/N: 9385159

Test Limit: ISO Patch Cord Cat5e 1.0m

Limits Version: 1.7000

Remote S/N: 9385160

Cable Type: Cat 5e UTP

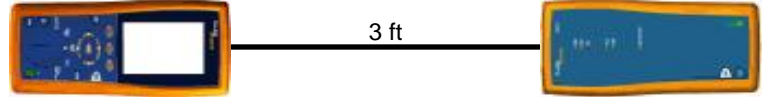
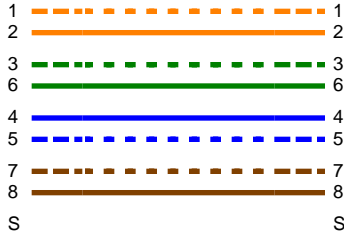
NVP: 69.0%

Main Adapter: DTX-PCU6M

Remote Adapter: DTX-PCU6R

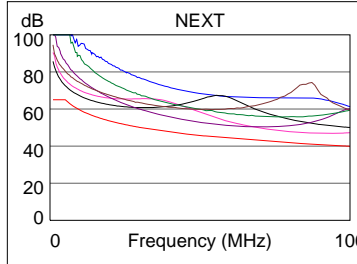
Wire Map (T568B)

PASS

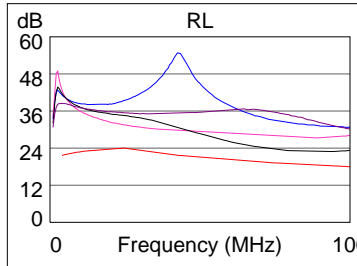


Length (ft)	[Pair 78]	3
Prop. Delay (ns)	[Pair 12]	5
Delay Skew (ns)	[Pair 12]	1
Resistance (ohms)	[Pair 12]	0.3

	Worst Case Margin		Worst Case Value	
	MAIN	SR	MAIN	SR
PASS				
Worst Pair	12-45		12-45	
NEXT (dB)	5.9		6.2	
Freq. (MHz)	80.3		92.3	
Limit (dB)	41.8		40.6	



	Worst Case Margin		Worst Case Value	
	MAIN	SR	MAIN	SR
PASS				
Worst Pair	45		45	
RL (dB)	4.2		4.3	
Freq. (MHz)	78.3		89.3	
Limit (dB)	19.1		18.5	





Cable ID: 100617442CRT-001B-4

Test Summary: PASS

Date / Time: 03/06/2012 04:55:21am

Headroom: 3.2 dB (NEXT 36-45)

Test Limit: ISO Patch Cord Cat5e 1.0m

Cable Type: Cat 5e UTP

Operator: Your Name

Software Version: 2.5200

Limits Version: 1.7000

NVP: 69.0%

Model: DTX-1800

Main S/N: 9385159

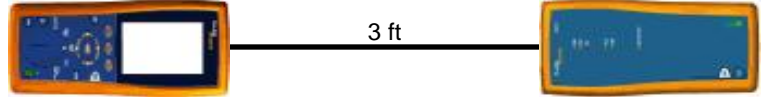
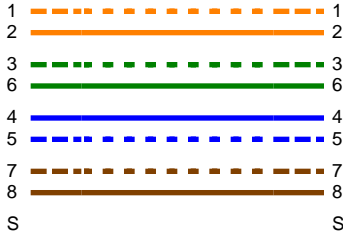
Remote S/N: 9385160

Main Adapter: DTX-PCU6M

Remote Adapter: DTX-PCU6R

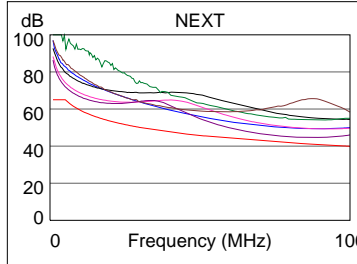
Wire Map (T568B)

PASS

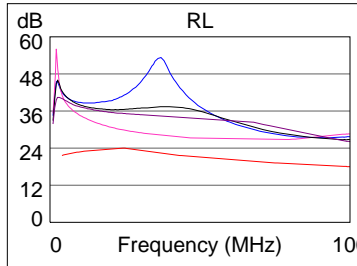


Length (ft)	[Pair 12]	3
Prop. Delay (ns)	[Pair 12]	5
Delay Skew (ns)	[Pair 12]	0
Resistance (ohms)	[Pair 12]	0.2

	Worst Case Margin		Worst Case Value	
	MAIN	SR	MAIN	SR
PASS				
Worst Pair	36-45		36-45	
NEXT (dB)	3.2		3.4	
Freq. (MHz)	77.5		86.0	
Limit (dB)	42.1		41.2	



	Worst Case Margin		Worst Case Value	
	MAIN	SR	MAIN	SR
PASS				
Worst Pair	36		78	
RL (dB)	5.7		8.0	
Freq. (MHz)	25.3		100.0	
Limit (dB)	24.0		18.0	





Cable ID: 100617442CRT-001B-5

Test Summary: PASS

Date / Time: 03/06/2012 05:04:22am

Operator: Your Name

Model: DTX-1800

Headroom: 9.5 dB (NEXT 12-45)

Software Version: 2.5200

Main S/N: 9385159

Test Limit: ISO Patch Cord Cat5e 1.0m

Limits Version: 1.7000

Remote S/N: 9385160

Cable Type: Cat 5e UTP

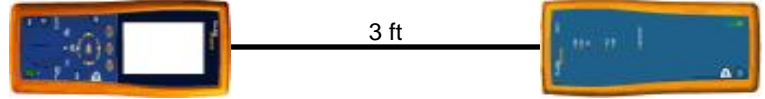
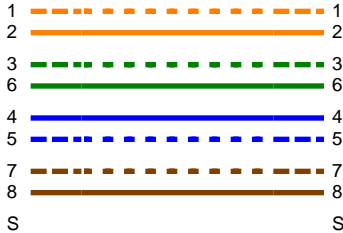
NVP: 69.0%

Main Adapter: DTX-PCU6M

Remote Adapter: DTX-PCU6R

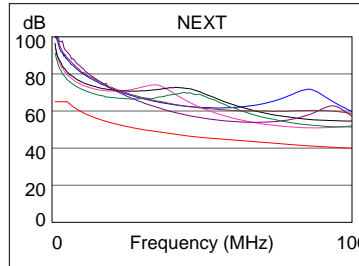
Wire Map (T568B)

PASS

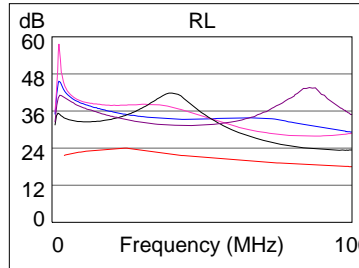


Length (ft)	[Pair 78]	3
Prop. Delay (ns)	[Pair 12]	5
Delay Skew (ns)	[Pair 12]	1
Resistance (ohms)	[Pair 45]	3.1

PASS	Worst Case Margin		Worst Case Value	
	MAIN	SR	MAIN	SR
Worst Pair	12-45		12-45	
NEXT (dB)	9.5		9.7	
Freq. (MHz)	77.5		85.5	
Limit (dB)	42.1		41.2	



PASS	MAIN	SR	MAIN	SR
	Worst Pair	45		45
RL (dB)	5.1		5.1	
Freq. (MHz)	86.0		95.0	
Limit (dB)	18.7		18.2	





Cable ID: 100617442CRT-001B-6

Test Summary: PASS

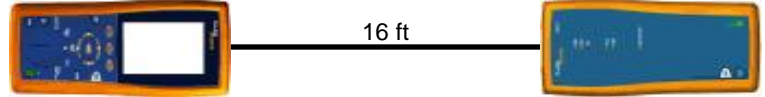
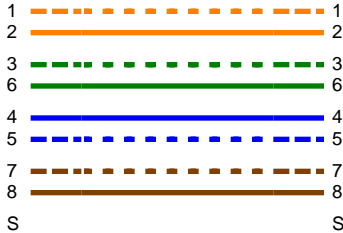
Date / Time: 03/06/2012 05:07:17am
Headroom: 6.5 dB (NEXT 36-45)
Test Limit: ISO Patch Cord Cat5e 5.0m
 Cable Type: Cat 5e UTP

Operator: Your Name
 Software Version: 2.5200
 Limits Version: 1.7000
 NVP: 69.0%

Model: DTX-1800
 Main S/N: 9385159
 Remote S/N: 9385160
 Main Adapter: DTX-PCU6M
 Remote Adapter: DTX-PCU6R

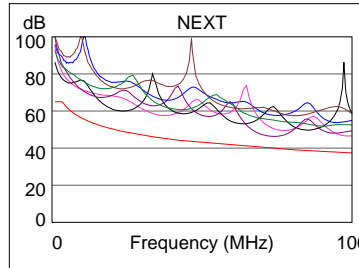
Wire Map (T568B)

PASS

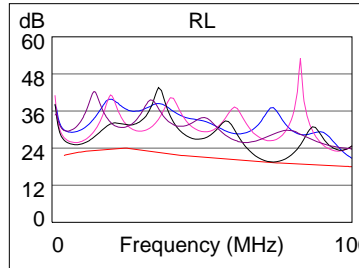


Length (ft)	[Pair 12]	16
Prop. Delay (ns)	[Pair 36]	25
Delay Skew (ns)	[Pair 36]	1
Resistance (ohms)	[Pair 12]	0.9

	Worst Case Margin		Worst Case Value	
	MAIN	SR	MAIN	SR
PASS				
Worst Pair	36-45		36-45	
NEXT (dB)	6.5		6.5	
Freq. (MHz)	72.0		73.5	
Limit (dB)	40.0		39.8	



	Worst Case Margin		Worst Case Value	
	MAIN	SR	MAIN	SR
PASS				
Worst Pair	45		45	
RL (dB)	0.2*		0.2	
Freq. (MHz)	72.8		73.5	
Limit (dB)	19.4		19.3	



* Measurement is within the accuracy limits of the instrument.



Cable ID: 100617442CRT-001B-7

Test Summary: PASS

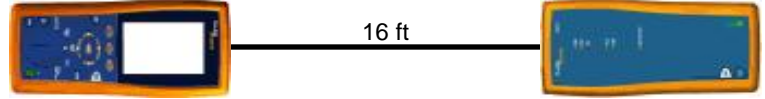
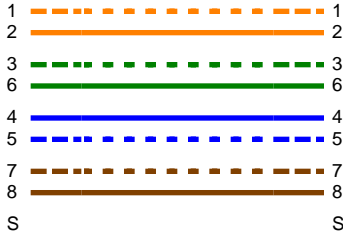
Date / Time: 03/06/2012 05:08:39am
Headroom: 7.0 dB (NEXT 36-45)
Test Limit: ISO Patch Cord Cat5e 5.0m
 Cable Type: Cat 5e UTP

Operator: Your Name
 Software Version: 2.5200
 Limits Version: 1.7000
 NVP: 69.0%

Model: DTX-1800
 Main S/N: 9385159
 Remote S/N: 9385160
 Main Adapter: DTX-PCU6M
 Remote Adapter: DTX-PCU6R

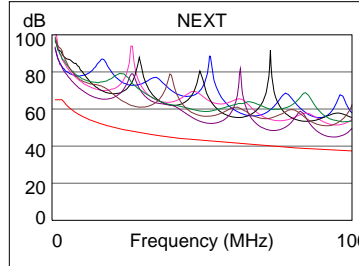
Wire Map (T568B)

PASS

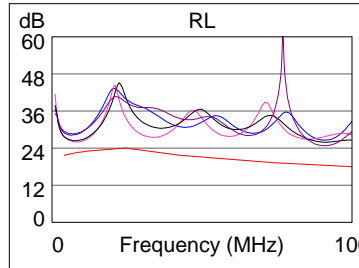


Length (ft)	[Pair 12]	16
Prop. Delay (ns)	[Pair 36]	25
Delay Skew (ns)	[Pair 36]	1
Resistance (ohms)	[Pair 12]	1.6

	Worst Case Margin		Worst Case Value	
	MAIN	SR	MAIN	SR
PASS				
Worst Pair	36-45		36-45	
NEXT (dB)	7.0		7.0	
Freq. (MHz)	92.8		93.5	
Limit (dB)	38.0		37.9	



	Worst Case Margin		Worst Case Value	
	MAIN	SR	MAIN	SR
PASS				
Worst Pair	36		78	
RL (dB)	3.3		6.3	
Freq. (MHz)	9.0		90.0	
Limit (dB)	22.7		18.5	





Cable ID: 100617442CRT-001B-8

Test Summary: PASS

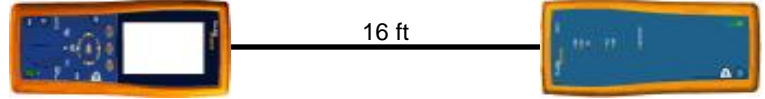
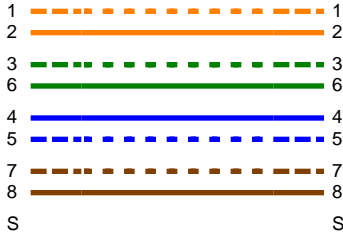
Date / Time: 03/06/2012 05:11:14am
Headroom: 7.2 dB (NEXT 12-78)
Test Limit: ISO Patch Cord Cat5e 5.0m
 Cable Type: Cat 5e UTP

Operator: Your Name
 Software Version: 2.5200
 Limits Version: 1.7000
 NVP: 69.0%

Model: DTX-1800
 Main S/N: 9385159
 Remote S/N: 9385160
 Main Adapter: DTX-PCU6M
 Remote Adapter: DTX-PCU6R

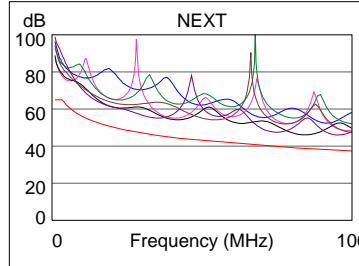
Wire Map (T568B)

PASS

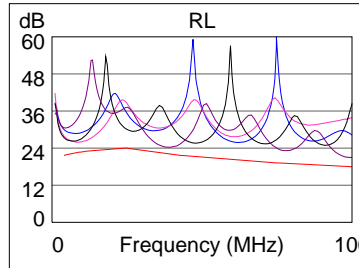


Length (ft)	[Pair 78]	16
Prop. Delay (ns)	[Pair 36]	25
Delay Skew (ns)	[Pair 36]	2
Resistance (ohms)	[Pair 78]	1.0

	Worst Case Margin		Worst Case Value	
	MAIN	SR	MAIN	SR
PASS				
Worst Pair	12-78		36-45	
NEXT (dB)	7.2		8.2	
Freq. (MHz)	83.3		94.8	
Limit (dB)	38.9		37.8	



	Worst Case Margin		Worst Case Value	
	MAIN	SR	MAIN	SR
PASS				
Worst Pair	78		78	
RL (dB)	2.1		2.9	
Freq. (MHz)	37.5		98.3	
Limit (dB)	22.3		18.1	





Cable ID: 100617442CRT-001B-9

Test Summary: PASS

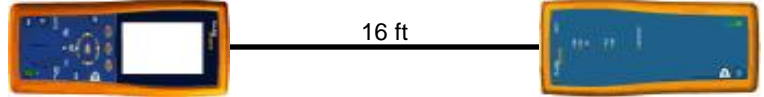
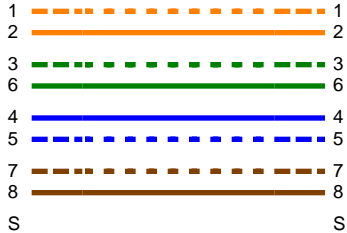
Date / Time: 03/06/2012 05:13:14am
Headroom: 7.4 dB (NEXT 36-45)
Test Limit: ISO Patch Cord Cat5e 5.0m
 Cable Type: Cat 5e UTP

Operator: Your Name
 Software Version: 2.5200
 Limits Version: 1.7000
 NVP: 69.0%

Model: DTX-1800
 Main S/N: 9385159
 Remote S/N: 9385160
 Main Adapter: DTX-PCU6M
 Remote Adapter: DTX-PCU6R

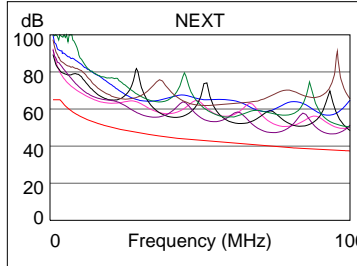
Wire Map (T568B)

PASS

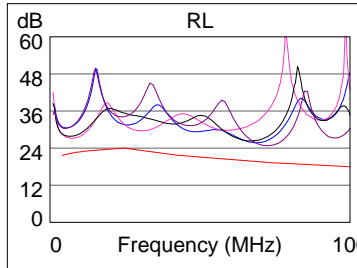


Length (ft)	[Pair 12]	16
Prop. Delay (ns)	[Pair 36]	25
Delay Skew (ns)	[Pair 36]	1
Resistance (ohms)	[Pair 45]	0.9

	Worst Case Margin		Worst Case Value	
	MAIN	SR	MAIN	SR
PASS				
Worst Pair	36-45		36-45	
NEXT (dB)	7.4		8.6	
Freq. (MHz)	74.0		93.8	
Limit (dB)	39.8		37.9	



	Worst Case Margin		Worst Case Value	
	MAIN	SR	MAIN	SR
PASS				
Worst Pair	36		78	
RL (dB)	4.7		5.3	
Freq. (MHz)	7.8		71.3	
Limit (dB)	22.5		19.5	





Cable ID: 100617442CRT-001B-10

Test Summary: PASS

Date / Time: 03/06/2012 05:16:21am

Operator: Your Name

Model: DTX-1800

Headroom: 3.1 dB (NEXT 36-45)

Software Version: 2.5200

Main S/N: 9385159

Test Limit: ISO Patch Cord Cat5e 5.0m

Limits Version: 1.7000

Remote S/N: 9385160

Cable Type: Cat 5e UTP

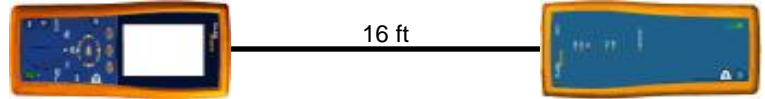
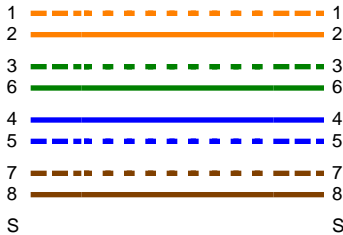
NVP: 69.0%

Main Adapter: DTX-PCU6M

Remote Adapter: DTX-PCU6R

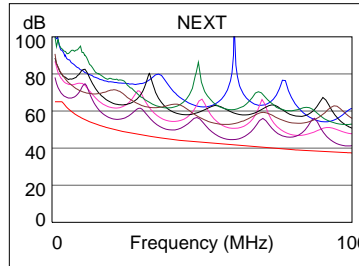
Wire Map (T568B)

PASS



Length (ft)	[Pair 78]	16
Prop. Delay (ns)	[Pair 36]	25
Delay Skew (ns)	[Pair 36]	2
Resistance (ohms)	[Pair 12]	2.4

	Worst Case Margin		Worst Case Value	
	MAIN	SR	MAIN	SR
PASS				
Worst Pair	36-45		36-45	
NEXT (dB)	3.1		3.6	
Freq. (MHz)	58.3		97.8	
Limit (dB)	41.7		37.6	



	Worst Case Margin		Worst Case Value	
	MAIN	SR	MAIN	SR
PASS				
Worst Pair	36		78	
RL (dB)	2.5		4.6	
Freq. (MHz)	9.6		91.8	
Limit (dB)	22.8		18.4	

