

# Electronic Access Control Catalogue

Issue September 2010



Make the most of your energy

**Schneider**  
Electric

# Schneider Electric – the Single Source for all Your Electronic Access Needs

This catalogue presents the electronic access control portfolio offered by Schneider Electric. We provide a single source for the field products our customers require to complete their system installations. By dealing with one trusted supplier, Schneider Electric's customers save time and cost, fully confident of the quality, performance, compatibility, and value for money of the items they buy.


The credentials and readers featured in the catalogue represent the day to day interface between Schneider Electric's access control systems and the users of those systems. The products are manufactured by leading industry specialists and provide a choice of different technologies to meet the diverse requirements of our customers.

For further details of the products and technologies featured in this catalogue, contact your local Schneider Electric sales office or visit the manufacturers' websites:

**HID:** [www.hidglobal.com](http://www.hidglobal.com)

**Idesco:** [www.idesco.fi](http://www.idesco.fi)

[www.schneider-electric.com/buildings](http://www.schneider-electric.com/buildings)



# Table of Contents

## Contents

### Technology Overview 5

#### 13.56MHz DESFire® Smart Card 6

HID – Readers	6
SmartID™ S10 DESFire® Reader	6
SmartID™ SK10 DESFire® Reader with Keypad	6
SmartTRANS™ SP10 DESFire®/HID Prox Reader	7
SmartTRANS™ SPK10 DESFire®/HID Prox Reader with Keypad	7
SmartTRANS™ SP10 DESFire®/Indala Prox Reader	8
SmartTRANS™ SPK10 DESFire®/Indala Prox Reader with Keypad	9
SmartTOUCH™ SB10 and SBK10 DESFire® Fingerprint Readers	9

HID - Cards	10
DESFire® 4K Adhesive Tag	10
DESFire® 4K ISO Printable Card	11
DESFire® 4K/HID Prox ISO Printable Card	11
DESFire® 4K Key Fob	12

#### 13.56MHz MIFARE Smart Card 13

HID – Readers	13
SmartID™ S10 MIFARE® Readers	13
SmartID™ SK10 MIFARE® Reader with Keypad	14
SmartTRANS™ SP10 MIFARE®/HID Prox Reader	14
SmartTRANS™ SPK10 MIFARE®/HID Prox Reader with Keypad	15
SmartTRANS™ SP10 MIFARE®/Indala Prox Reader	15
SmartTRANS™ SPK10 MIFARE®/Indala Prox Reader with Keypad	16
SmartTOUCH™ SB10 and SBK10 MIFARE® Fingerprint Readers	16

HID – Cards	17
MIFARE® 1K Adhesive Tag	17
MIFARE® 4K Adhesive Tag	17
MIFARE® 1K ISO Card	18
MIFARE® 4K ISO Card	18
MIFARE® 1K ISO Card with Magnetic Stripe	19
MIFARE® 4K ISO Card with Magnetic Stripe	19
MIFARE® 1K Key Tag	20
MIFARE® 4K Key Tag	20

Idesco – Readers	21
Access 7C Reader	21
Access 7C Quattro Reader	21
Access 7C PIN	22
Access 8CMT	22
Access 8CMT Quattro Reader	22
Access 8CMT PIN Reader	23
Access MFinger Biometric Reader	23
Access MFinger Biometric Smart Coder	23

Idesco – Cards	24
MIFARE® 1K Card CM	24
MIFARE® 1K 2402 Coin Tag	24
Leather Coin Tag Key ring	24
MIFARE® 1K Sail Tag	25
MIFARE® 1K MFinger Card	25

### 13.56MHz iCLASS® Technology 26

HID – Readers	26
R10 Read Only Reader	26
R15 Read Only Reader	26
R30 EU Sized Read Only Reader	27
R40 US Sized Read Only Reader	27
RK40 Read Only Keypad Reader	27
RWKL550 Read/Write LCD Keypad Reader	27
multiCLASS™ RP15 Read Only Reader (iClass®/HID Prox or iCLASS®/Indala Proximity)	28
multiCLASS™ RP40 US Sized Read Only Reader (iClass®/HID Prox or iCLASS®/Indala Prox)	29
multiCLASS™ RPK40 US Sized Read Only Keypad Reader (iClass®/HID Prox or iCLASS®/Indala Prox)	30
bioCLASS™ RKL57 Fingerprint Reader and Field Enroller	30

HID – Cards	31
2k/2 Tag	31
16k/16 Tag	31
32k (16k/16 & 16k/1) Tag	32
2k/2 Card	32
16k/16 Card	32
32k (16k/16 & 16k/1) Card	33
2k/2 iCLASS®/Prox Card	33
16k/16 iCLASS®/Prox Card	33
32k (16k/16 & 16k/1) iClass®/Prox Card	34
2k/2 Key II Fob	34
16k/16 Key II Fob	35
32k (16k/16 & 16k/1) Key II Fob	35

**Proximity Technology**

HID – Readers	36
ProxPoint Plus Reader	36
MiniProx Reader	36
Prox80 Reader	37
Thinline II Reader	37
ProxPro Reader Without Keypad	37
ProxPro Reader With Keypad	38
MaxiProx Reader	38
HID – Cards	39
MicroProx Sticky Tag	39
ProxCard II	39
ISOProx II	40
Smart ISOProx II	40
DuoProx II	40
ProxKey III Fob	41
ProxPass Active Vehicle Tag	41
Indala - Readers (by HID)	42
FlexPass Arch Slim Reader	42
FlexPass Wave Slim Reader	42
FlexPass Arch WallSwitch Reader	43
FlexPass Arch Mid-Range Reader	44
FlexPass Wave Mid-Range Reader	45
FlexPass Arch Long-Range Reader	45
FlexPass KeyPad Reader	46
Indala - Cards (by HID)	47
FlexPass Adhesive Tag	47
FlexCard® Standard Card	47
FlexISO® Imagable Prox Card	48
FlexKey® Fob	48
Idesco - Readers	49
Access 7A Reader	49
Access 7A Quattro Reader	49
Access 7A PIN Reader	49
Access 8AH Reader	50
Access 8AH Quattro Reader	50
Access 8AH PIN Reader	50
Idesco – Cards	51
EM 4102 Card	51
Coin Tag	51
Leather Coin Tag Key ring	51
Sail Tag	51

**36 Wiegand Swipe Technology**

HID – Readers	52
Classic Swipe Reader	52
Turnstile Reader	52
HID – Cards	53
SensorCard	53
SensorCard II	54
ProxCard Plus	54
<b>Appendix</b>	<b>55</b>
Obsolete Product Table	55
Wiegand Swipe	55
13.56MHz MIFARE	55
13.56MHz iCLASS	55
125KHz HID Proximity	56
125KHz Indala Proximity	57
Magnetic Swipe	58
Part Number Description	59
Access Control Equipment Order Form	60

**52**

HID – Readers	52
Classic Swipe Reader	52
Turnstile Reader	52
HID – Cards	53
SensorCard	53
SensorCard II	54
ProxCard Plus	54

**55**

Obsolete Product Table	55
Wiegand Swipe	55
13.56MHz MIFARE	55
13.56MHz iCLASS	55
125KHz HID Proximity	56
125KHz Indala Proximity	57
Magnetic Swipe	58
Part Number Description	59
Access Control Equipment Order Form	60

# Technology Overview

Schneider Electric provides access cards and reader products from HID and Idesco as proven components within our control systems. A range of formats are available for each brand to ensure full compatibility with our Continuum and I/NET systems.

Several technologies can be employed depending on user requirements. These include the latest Smart Card and Biometric devices as well as the more traditional Wiegand, Proximity and Magnetic Stripe.

## System Compatibility

It is important to ensure that readers and cards are selected from the same manufacturer for use on individual systems.

## Smart Card Technology

A smart card is the size of a conventional credit card. It has an electronic microchip embedded in it, which stores data and programs offering advanced security features. There are 3 types of smart card: contact, contactless and multi-technology, the latter being a combination of any reading technology. Schneider Electric offers a contactless card reader system based on HID's iCLASS<sup>®</sup>, Phillips' MIFARE<sup>®</sup> or Philips DESFire<sup>®</sup> industry standards.

## Biometrics Systems

Biometrics Systems are being actively developed and will become more of an everyday item. These systems are superior due to the fact that they identify non transferable means of identifying people. This could be in the form of fingerprint or eye retina recognition.

## Proximity Technology

Proximity Technology is a contactless system that uses radio frequency (RF) to communicate between the card/key fobs and the reader. The reader emits an RF magnetic field, that supplies energy to the card for the power required for the devices to transfer data. Reading distances between 20 mm and 1 meter can be achieved by use of different readers.

## Wiegand Technology

Wiegand Technology is a mature standard and works by embedding small lengths of special wire into a card. This process offers a medium to high level of security. Wiegand cards take longer than most to produce, so consideration should be given to lead times when ordering.

## Magnetic Stripe Technology

Magnetic Stripe Technology is the most basic and most traditional form of access control. Due to higher security needs, this technology is becoming less favoured. As such, it is no longer available. The basic operation relies on a magnetic stripe on the back of the card that gets swiped into a reader.

## Bit Format

Schneider Electric offers four bit format options, and careful selection is required to ensure proper system compatibility. The industry standard format for proximity and Wiegand is 26 bit. The transmission of the information from the card reader to the Schneider Electric controller is referred to as a Wiegand output, so normally you might hear a card format described as 26 bit Wiegand. Schneider Electric offers a 37 bit format that offers a more secure access system. This format can only be obtained through Schneider Electric for use with Continuum. There is also an intermediate, 32 bit option that can be used with all Schneider Electric systems. Schneider Electric assigns a site code to each customer, so that the card access system is secure from unauthorized cards being used from any other system.

Bit Format	Continuum	I/NET	Comments
26 bit	√	√	Generic format for all systems
32 bit AC4+4ACC	√		For Continuum legacy systems only
32 bit I/NET		√	Standard I/NET Format
37 bit ACC	√		Standard Continuum Format

# 13.56MHz DESFire® Smart Card Technology




A smart card is the size of a conventional credit card. It has an electronic microchip embedded in it, which stores and programmes data offering advanced security features. There are 3 types of smart card: contact, contactless and hybrid. Hybrid cards are a combination of any reading technology. Schneider Electric Buildings offers a contactless card reader system based on HID's iClass®, Phillips MIFARE® or Phillips DESFire® industry standards.

## HID – Readers

HID SmartID™ and SmartTRANS™ and SmartTOUCH™ Contactless Smart Card Readers are highly configurable for single technology 13.56 MHz, dual technology 13.56 MHz and 125 kHz and biometric fingerprint technology. Focusing on ISO 14443 technologies, the SmartID family of readers offers compatibility with MIFARE (Sector), DESFire (Application) and PIV credentials and applications. The open architecture, flexible, highly secure and stylish contactless smart cards reader product line provides customers with the most configurable ISO 14443 product line in existence. Available in many standard and custom Wiegand formats.


### SmartID™ S10 DESFire® Reader

The SmartID ISO 14433 reader is a flexible, highly secure contactless smart card reader and offers the ultimate choice in interoperability and programmability. Its has been configured to read DESFire® application data files and meets all installation requirements. The SmartID reader is available with or without keypad, adding an extra layer of protection for higher security installations.

Image	Part Number	HID Ref. No.	Description	Colour	Coding	Termination	Dimensions	Electrical Data	
	654 1601 000	8030	S10 SmartID DESFire Reader	Silver	All SE bit Formats	Terminal Strip	142 mm x 46 mm x 25 mm	5 - 24VDC	Average 68 mA Peak 82 mA (@ 12 VDC)


### SmartID™ SK10 DESFire® Reader with Keypad

The SmartID ISO 14433 reader is a flexible, highly secure contactless smart card reader and offers the ultimate choice in interoperability and programmability. Its has been configured to read DESFire® application data files and meets all installation requirements. The SmartID reader is available with or without keypad, adding an extra layer of protection for higher security installations.

Image	Part Number	HID Ref. No.	Description	Colour	Coding	Termination	Dimensions	Electrical Data	
	654 1602 000	8031	SK10 SmartID DESFire Reader with Keypad	Silver	All SE bit Formats	Terminal Strip	142 mm x 46 mm x 25 mm	5 - 24VDC	Average 68 mA Peak 82 mA (@ 12 VDC)


**SmartTRANS™ SP10 DESFire®/HID Prox Reader**

The SmartTRANS reader offers the ultimate choice in interoperability and programmability. Its capability to read any DES-Fire® application data file meets a wide perspective of installation requirements. Combined with the capability of reading 125 kHz HID Prox and AWID or 125 kHz Indala Proximity, SmartTRANS enables migration paths from 125 kHz to 13.56 MHz and/or interoperability among multiple card populations. The SmartTRANS reader is available with or without keypad, adding an extra layer of protection for higher security installations.

Image	Part Number	HID Ref. No.	Description	Colour	Coding	Transmit Frequency	Termination	Dimensions	Electrical Data	
	654 1603 000	8100	SP10 SmartTRANS DESFire/HID Prox Reader	Silver	All SE bit formats	13.56 MHz & 125 kHz	Terminal Strip	142 mm x 46 mm x 25 mm	5 - 24VDC	Average 79 mA Peak 96 mA (@ 12 VDC)


**SmartTRANS™ SPK10 DESFire®/HID Prox Reader with Keypad**

The SmartTRANS reader offers the ultimate choice in interoperability and programmability. Its capability to read any DES-Fire® application data file meets a wide perspective of installation requirements. Combined with the capability of reading 125 kHz HID Prox and AWID or 125 kHz Indala Proximity, SmartTRANS enables migration paths from 125 kHz to 13.56 MHz and/or interoperability among multiple card populations. The SmartTRANS reader is available with or without keypad, adding an extra layer of protection for higher security installations.

Image	Part Number	HID Ref. No.	Description	Colour	Coding	Transmit Frequency	Termination	Dimensions	Electrical Data	
	654 1604 000	8101	SPK10 SmartTRANS DESFire/HID Prox Reader with Keypad	Silver	All SE bit formats	13.56 MHz & 125 kHz	Terminal Strip	142 mm x 46 mm x 25 mm	5 - 24VDC	Average 79 mA Peak 96 mA (@ 12 VDC)

### SmartTRANS™ SP10 DESFire®/Indala Proximity Reader


The SmartTRANS reader offers the ultimate choice in interoperability and programmability. Its capability to read any DESFire® application data file meets a wide perspective of installation requirements. Combined with the capability of reading 125 kHz HID Prox and AWID or 125 kHz Indala Proximity, SmartTRANS enables migration paths from 125 kHz to 13.56 MHz and/or interoperability among multiple card populations. The SmartTRANS reader is available with or without keypad, adding an extra layer of protection for higher security installations.

Image	Part Number	HID Ref. No.	Description	Colour	Coding	Transmit Frequency	Termination	Dimensions	Electrical Data	
	654 1605 000	8140	SP10 SmartTRANS DESFire/Indala Prox Reader	Silver	26 bit	13.56 MHz & 125 kHz	Terminal Strip	142 mm x 46 mm x 25 mm	5 - 24VDC	Average 79 mA Peak 96 mA (@ 12 VDC)
	654 1606 000		SP10 SmartTRANS DESFire/Indala Prox Reader, I/NET		32 bit CSI I/NET					
	654 1607 000		SP10 SmartTRANS DESFire/Indala Prox Reader, Continuum		37 bit, Continuum					





### SmartTRANS™ SPK10 DESFire®/Indala Proximity Reader with Keypad

The SmartTRANS reader offers the ultimate choice in interoperability and programmability. Its capability to read any DESFire® application data file meets a wide perspective of installation requirements. Combined with the capability of reading 125 kHz HID Prox and AWID or 125 kHz Indala Proximity, SmartTRANS enables migration paths from 125 kHz to 13.56 MHz and/or interoperability among multiple card populations. The SmartTRANS reader is available with or without keypad, adding an extra layer of protection for higher security installations.

Image	Part Number	HID Ref. No.	Description	Colour	Coding	Transmit Frequency	Termination	Dimensions	Electrical Data	
	654 1608 000	8141	SPK10 SmartTRANS DESFire/Indala Prox Reader with Keypad	Silver	26 bit	13.56 MHz & 125 kHz	Terminal Strip	142 mm x 46 mm x 25 mm	5 - 24VDC	Average 79 mA Peak 96 mA (@ 12 VDC)
	654 1609 000		SPK10 SmartTRANS DESFire/Indala Prox Reader with Keypad, I/NET		32 bit CSI, I/NET					
	654 1610 000		SPK10 SmartTRANS DESFire/Indala Prox Reader with Keypad, Continuum		37 bit, Continuum					

### SmartTOUCH™ SB10 and SBK10 DESFire® Fingerprint Readers

SmartTOUCH is a flexible, highly secure contactless smart card reader. SmartTOUCH not only verifies the validity of a DESFire® card, it also verifies that the person who presents the card is the rightful owner. A scan of the fingerprint of the cardholder is stored on a secure part of the card. When there is a match between the finger scanned and the template stored on the card, the card data is transmitted. The SmartTOUCH can be use as an enrollment station. For programming, every order of SmartTOUCH is accompanied by a unique enroll-and-erase card. The SmartTOUCH is available with or without PIN pad, adding an extra layer of protection for higher security installations.


Image	Part Number	HID Ref. No.	Description	Colour	Termination	Dimensions	Electrical Data		Weight
	654 1903 000	800-8052	SB10 Biometric DESFire Fingerprint Reader	Silver	Terminal Strip	192.5 mm x 50.5 mm x 43 mm	8 - 24 VDC	208 mA Avg 417 Peak @ 12 VDC	382g
	654 1904 000	800-8057	SBK10 Biometric DESFire Fingerprint Reader with Keypad						

## HID - Cards

HID FlexSmart® DESFire Credentials comply with ISO 7810 and 7813 standards. They can be used for diverse applications such as access control and biometric identification, cashless vending, public transportation, ticketing, customer loyalty and photo ID cards. The cards are exceptionally durable, and can accept an embeddable contact chip for logical access and biometric ID systems. HID DESFire credentials have 4 KB of dynamic memory arranged in easy-to-define application folders and data files. DESFire data can be encrypted with the highly secure Data Encryption Standard (3DES) algorithm providing the confidence that data in the card is secure before, during and after the transaction, as well as between folders and files within the credential itself.


### DESFire® 4K Adhesive Tag

The DESFire® 4K Adhesive Tag can turn a plastic ID badge into a contactless smart credential. Effortlessly upgrade from magstripe or barium ferrite technology, or add DESFire® to your contact smart card, by simply attaching the small, circular DESFire® Adhesive Tag to your existing card. The DESFire® Adhesive Tag will also adhere to any non-metallic device, such as a cell phone or PDA, to instantly create a contactless smart credential.

Image	Part Number	HID Ref. No.	Description	Colour	Coding	Dimensions	Weight
	654 1651 000	1455	DESFire 4K Adhesive Tag	White	Unprogrammed	Diameter 32.6 mm, Thickness 1.8 mm	1.2g
	654 1651 100		DESFire 4K Adhesive Tag		26 bit		
	654 1651 300		DESFire 4K Adhesive Tag, I/NET		32 bit CSI I/NET		
	654 1651 400		DESFire 4K Adhesive Tag, Continuum		37 bit Continuum		


### DESFire® 4K ISO Printable Card

The DESFire® 4K Card is an extra-secure credit card-sized credential that complies with ISO 7810 and 7813 standards. It can be used for diverse applications such as access control and biometric identification, cashless vending, public transportation, ticketing, customer loyalty and photo ID cards. Available in PVC card construction, the DESFire® card is exceptionally durable and can accept an embeddable contact chip for logical access and biometric ID systems.

Image	Part Number	HID Ref. No.	Description	Coding	Surface	Dimensions	Weight
	654 1652 000	1450	DESFire 4K ISO Card	Unprogrammed	Graphics	54 mm x 85.7 mm x 0.76 mm	6g
	654 1652 100		DESFire 4K ISO Card	26 bit			
	654 1652 300		DESFire 4K ISO Card, I/NET	32 bit CSI, I/NET			
	654 1652 400		DESFire 4K ISO Card, Continuum	37 bit, Continuum			


### DESFire® 4K/HID Prox ISO Printable Card

The Proximity and DESFire® ISO card is an extra-secure credit card-sized credential that complies with ISO 7810 and 7813 standards. It can be used for diverse applications such as access control and biometric identification, cashless vending, public transportation, ticketing, customer loyalty and photo ID cards. Available in PVC card construction, the HID DESFire® Prox card is exceptionally durable, and can accept an embeddable contact chip for logical access and biometric ID systems. 13.56 MHz DESFire® read/write technology and HID 125 kHz proximity technology are combined in a single ISO standard thickness card. This card enables contactless smart card applications to be added to an existing HID proximity technology access control system.

Image	Part Number	HID Ref. No.	Description	Coding	Operating Frequency	Surface	Dimensions	Weight
	654 1653 000	1451	DESFire 4K/Prox Card	Unprogrammed	13.56 MHz & 125 kHz	Graphics	54 mm x 85.7 mm x 0.76 mm	6.8g
	654 1653 100		DESFire 4K/Prox Card	26 bit				
	654 1653 300		DESFire 4K/Prox Card, I/NET	32 bit CSI I/NET				
	654 1653 400		DESFire 4K/Prox Card, Continuum	37 bit Continuum				

### DESFire® 4K Key Fob

The rugged DESFire® Keyfob is ideally suited for a variety of applications and environments. These include vacation resorts, health spas, apartment buildings, club houses, as well as commercial offices where photo IDs are not required. The HID DESFire® Keyfob permits the encoding of a wide range of data and information, featuring the high quality and security benefits customers appreciate in HID 13.56 MHz DESFire® credentials.

Image	Part Number	HID Ref. No.	Description	Colour	Coding	Dimensions	Weight
	654 1654 000	1454	DESFire 4K Key Tag	Blue	Unprogrammed	43.8 mm x 30.4 mm x 5.5 mm	5.4g
	654 1654 100		DESFire 4K Key Tag		26 bit		
	654 1654 300		DESFire 4K Key Tag, I/NET		32 bit CSI I/NET		
	654 1654 400		DESFire 4K Key Tag, Continuum		37 bit Continuum		

# 13.56MHz MIFARE® Smart Card Technology



A smart card is the size of a conventional credit card. It has an electronic microchip embedded in it which stores data and programmes offering advanced security features.

There are 3 types of smart card: contact, contactless and multi-technology. Multi-technology cards are a combination of any reading technology. Schneider Electric offers a contactless card reader system based on HID's iCLASS® or the Phillips MIFARE® or the Phillips DESFire® industry standard.


## HID – Readers

The new HID 13.56 MHz SmartID® reader family is compatible with INTRO (ISO 15693), MIFARE®, and DESFire™ technologies. Customers simply choose the HID reader series with standard programming, or specify the data format and security level that meets their configuration requirements. HID does the rest. Available in many standard or custom Wiegand formats, SmartID® readers provide a technically superior solution.

When ordering, please ensure that the form, found at the back of the catalogue, is completed and accompanies your order. See Page 60 for details.


### SmartID™ S10 MIFARE® Readers

The SmartID ISO 14433 reader is a flexible, highly secure contactless smart card reader and offers the ultimate choice in interoperability and programmability. It has been configured to read a MIFARE® sector and meets all installation requirements. The SmartID reader is available with or without keypad, adding an extra layer of protection for higher security installations. The default MIFARE® sector used for Schneider Electric Buildings cards and readers is sector 15, unless otherwise requested

Image	Part Number	HID Ref. No.	Description	Colour	Coding	Termination	Dimensions	Electrical Data	
	654 1401 000	8030	S10 SmartID MIFARE Sector Reader	Silver	All SE bit formats	Terminal Strip	142 mm x 46 mm x 25 mm	5 - 24VDC	Average 68 mA Peak 82 mA (@ 12 VDC)


### SmartID™ SK10 MIFARE® Reader with Keypad

The SmartID ISO 14433 reader is a flexible, highly secure contactless smart card reader and offers the ultimate choice in interoperability and programmability. Its has been configured to read a MIFARE® sector and meets all installation requirements. The SmartID reader is available with or without keypad, adding an extra layer of protection for higher security installations. The default MIFARE® sector used for Schneider Electric Buildings cards and readers is sector 15, unless otherwise requested.

Image	Part Number	HID Ref. No.	Description	Colour	Coding	Termination	Dimensions	Electrical Data	
	654 1402 000	8031	SK10 SmartID MIFARE Sector Reader with Keypad	Silver	All SE bit formats	Terminal Strip	142 mm x 46 mm x 25 mm	5 - 24VDC	Average 68 mA Peak 82 mA (@ 12 VDC)


### SmartTRANS™ SP10 MIFARE®/HID Prox Reader

The SmartTRANS reader offers the ultimate choice in interoperability and programmability. Its the capability to read any MIFARE® sector meets a wide perspective of installation requirements. Combined with the capability of reading 125 kHz HID Prox and AWID or 125 kHz Indala Proximity, SmartTRANS enables migration paths from 125 kHz to 13.56 MHz and/or interoperability among multiple card populations. The SmartTRANS reader is available with or without keypad, adding an extra layer of protection for higher security installations. The default MIFARE® sector used for Schneider Electric Buildings cards and readers is sector 15, unless otherwise requested.

Image	Part Number	HID Ref. No.	Description	Colour	Coding	Transmit Frequency	Termination	Dimensions	Electrical Data	
	654 1403 000	8100	SP10 SmartTRANS MIFARE/HID Prox Reader	Silver	All SE bit formats	13.56 MHz & 125 kHz	Terminal Strip	142 mm x 46 mm x 25 mm	5 - 24VDC	Average 79 mA Peak 96 mA (@ 12 VDC)

### SmartTRANS™ SPK10 MIFARE®/HID Prox Reader with Keypad

The SmartTRANS reader offers the ultimate choice in interoperability and programmability. The capability to read any MIFARE® sector meets a wide perspective of installation requirements. Combined with the capability of reading 125 kHz HID Prox and AWID or 125 kHz Indala Proximity, SmartTRANS enables migration paths from 125 kHz to 13.56 MHz and/or interoperability among multiple card populations. The SmartTRANS reader is available with or without keypad, adding an extra layer of protection for higher security installations. The default MIFARE® sector used for Schneider Electric Buildings cards and readers is sector 15, unless otherwise requested.

Image	Part Number	HID Ref. No.	Description	Colour	Coding	Transmit Frequency	Termination	Dimensions	Electrical Data	
	654 1404 000	8101	SPK10 SmartTRANS MIFARE/HID Prox Reader with Keypad	Silver	All SE bit formats	13.56 MHz & 125 kHz	Terminal Strip	142 mm x 46 mm x 25 mm	5 - 24VDC	Average 79 mA Peak 96 mA (@ 12 VDC)


### SmartTRANS™ SP10 MIFARE®/Indala Proximity Reader

The SmartTRANS reader offers the ultimate choice in interoperability and programmability. The capability to read any MIFARE® sector meets a wide perspective of installation requirements. Combined with the capability of reading 125 kHz HID Prox and AWID or 125 kHz Indala Proximity, SmartTRANS enables migration paths from 125 kHz to 13.56 MHz and/or interoperability among multiple card populations. The SmartTRANS reader is available with or without keypad, adding an extra layer of protection for higher security installations. The default MIFARE® sector used for Schneider Electric Buildings cards and readers is sector 15, unless otherwise requested.

Image	Part Number	HID Ref. No.	Description	Colour	Coding	Transmit Frequency	Termination	Dimensions	Electrical Data	
	654 1405 000	8140	SP10 SmartTRANS MIFARE/Indala Prox Reader	Silver	26 bit	13.56 MHz & 125 kHz	Terminal Strip	142 mm x 46 mm x 25 mm	5 - 24VDC	Average 79 mA Peak 96 mA (@ 12 VDC)
	654 1406 000		SP10 SmartTRANS MIFARE/Indala Prox Reader, I/NET		32 bit CSI I/NET					
	654 1407 000		SP10 SmartTRANS MIFARE/Indala Prox Reader, Continuum		37 bit Continuum					



### SmartTRANS™ SPK10 MIFARE®/Indala Proximity Reader with Keypad

The SmartTRANS reader offers the ultimate choice in interoperability and programmability. Its the capability to read any MIFARE® sector meets a wide perspective of installation requirements. Combined with the capability of reading 125 kHz HID Prox and AWID or 125 kHz Indala Proximity, SmartTRANS enables migration paths from 125 kHz to 13.56 MHz and/or interoperability among multiple card populations. The SmartTRANS reader is available with or without keypad, adding an extra layer of protection for higher security installations. The default MIFARE® sector used for Schneider Electric Buildings cards and readers is sector 15, unless otherwise requested.

Image	Part Number	HID Ref. No.	Description	Colour	Coding	Transmit Frequency	Termination	Dimensions	Electrical Data	
	654 1408 000	8141	SPK10 SmartTRANS MIFARE/Indala Prox Reader with Keypad	Silver	26 bit	13.56 MHz & 125 kHz	Terminal Strip	142 mm x 46 mm x 25 mm	Average 79 mA Peak 96 mA (@ 12 VDC)	
	654 1409 000		SPK10 SmartTRANS MIFARE/Indala Prox Reader with Keypad, I/NET		32 bit CSI I/NET					
	654 1410 000		SPK10 SmartTRANS MIFARE/Indala Prox Reader with Keypad, Continuum		37 bit, Continuum					

### SmartTOUCH™ SB10 and SBK10 MIFARE® Fingerprint Readers

SmartTOUCH is a flexible, highly secure contactless smart card reader. SmartTOUCH not only verifies the validity of a MIFARE® card, it also verifies that the person who presents the card is the rightful owner. A scan of the fingerprint of the cardholder is stored on a secure part of the card. When there is a match between the finger scanned and the template stored on the card, the card data is transmitted. The SmartTOUCH can be used as an enrollment station. For programming, every order of SmartTOUCH is accompanied by a unique enroll-and-erase card. The SmartTOUCH is available with or without PIN pad, adding an extra layer of protection for higher security installations. The default MIFARE® sector used for Schneider Electric Buildings cards and readers is sector 15, unless otherwise requested.

Image	Part Number	HID Ref. No.	Description	Colour	Transmit Frequency	Termination	Dimensions	Electrical Data		Weight	
	654 1901 000	800-8050	SB10 Biometric MIFARE Fingerprint Reader	Silver	13.56 Mhz	Terminal Strip	192.5 mm x 50.5 mm x 43 mm	8 - 24 VDC	208 mA Avg 417 mA Peak @ 12 VDC		382g
	654 1902 000	800-8055	SBK10 Biometric MIFARE Fingerprint Reader with Keypad								



## HID – Cards

The contactless MIFARE® card can be used for diverse applications, such as access control, cashless vending, public transportation, air-line ticketing, customer loyalty and photo ID cards. Sixteen securely separated files enable multiple applications and support future growth.


### MIFARE® 1K Adhesive Tag

The MIFARE® 1K Adhesive Tag can turn your plastic ID badge into a proximity credential. Effortlessly upgrade from magnetic stripe or barium ferrite proximity technology by attaching the tag to your existing card. The MIFARE® 1K Adhesive tag will also adhere to any non-metallic device, such as a mobile phone or PDA, to create an instant proximity badge. The default MIFARE® sector used for Schneider Electric cards and readers is sector 15, unless otherwise requested.

Image	Part Number	HID Ref. No.	Description	Coding	Dimensions
	654 2451 000	1435	MIFARE® 1K Adhesive Tag	Unprogrammed	Diameter 33 mm, Thickness 1.8 mm
	654 2451 100		MIFARE® 1K Adhesive Tag, Sector 15	26 bit	
	654 2451 300		MIFARE® 1K Adhesive Tag, Sector 15, I/NET	32 bit CSI I/NET	
	654 2451 400		MIFARE® 1K Adhesive Tag, Sector 15, Continuum	37 bit Continuum	


### MIFARE® 4K Adhesive Tag

The MIFARE® 4K Adhesive Tag can turn your plastic ID badge into a proximity credential. Effortlessly upgrade from magnetic stripe or barium ferrite proximity technology by attaching the tag to your existing card. The MIFARE® 4K Adhesive tag will also adhere to any non-metallic device, such as a cell phone or PDA, to create an instant proximity badge. The default MIFARE® sector used for Schneider Electric cards and readers is sector 15, unless otherwise requested.

Image	Part Number	HID Ref. No.	Description	Coding	Dimensions
	654 2452 000	1445	MIFARE® 4K Adhesive Tag	Unprogrammed	Diameter 33 mm, Thickness 1.8 mm
	654 2452 100		MIFARE® 4K Adhesive Tag, Sector 15	26 bit	
	654 2452 300		MIFARE® 4K Adhesive Tag, Sector 15, I/NET	32 bit CSI I/NET	
	654 2452 400		MIFARE® 4K Adhesive Tag, Sector 15, Continuum	37 bit Continuum	


### MIFARE® 1K ISO Card

The MIFARE® 1K ISO Card is a credit card thin access credential with nominal thickness of 0.76mm. The credential comes with a graphics quality surface on both sides of the card, and has the ability to contain multiple ID technologies in a single credential. The default MIFARE® sector used for Schneider Electric cards and readers is sector 15, unless otherwise requested.

Image	Part Number	HID Ref. No.	Description	Coding	Surface	Thickness
	654 2453 000	1430	MIFARE® 1K ISO Card	Unprogrammed	Graphics	0.76 mm
	654 2453 100		MIFARE® 1K ISO Card, Sector 15	26 bit		
	654 2453 300		MIFARE® 1K ISO Card, Sector 15, I/NET	32 bit CSI I/NET		
	654 2453 400		MIFARE® 1K ISO Card, Sector 15, Continuum	37 bit Continuum		


### MIFARE® 4K ISO Card

The MIFARE® 4K ISO Card is a credit card thin access credential with nominal thickness of 0.76mm. The credential comes with a graphics quality surface on both sides of the card, and has the ability to contain multiple ID technologies in a single credential. The default MIFARE® sector used for Schneider Electric cards and readers is sector 15, unless otherwise requested.

Image	Part Number	HID Ref. No.	Description	Coding	Surface	Thickness
	654 2454 000	1440	MIFARE® 4K ISO Card	Unprogrammed	Graphics	0.76 mm
	654 2454 100		MIFARE® 4K ISO Card, Sector 15	26 bit		
	654 2454 300		MIFARE® 4K ISO Card, Sector 15, I/NET	32 bit CSI I/NET		
	654 2454 400		MIFARE® 4K ISO Card, Sector 15, Continuum	37 bit Continuum		


### MIFARE® 1K ISO Card with Magnetic Stripe

The MIFARE® 1K ISO Card with Magnetic Stripe is a credit card thin access credential with nominal thickness of 0.76 mm. The credential comes with a graphics quality surface on both sides of the card, and has the ability to contain multiple ID technologies in a single credential. The default MIFARE® sector used for Schneider Electric cards and readers is sector 15, unless otherwise requested.

Image	Part Number	HID Ref. No.	Description	Coding	Surface	Thickness
	654 2455 000	1430	MIFARE® 1K ISO Card c/w Magnetic stripe	Unprogrammed	Graphics	0.76 mm
	654 2455 100		MIFARE® 1K ISO Card c/w Magnetic stripe, Sector 15	26 bit		
	654 2455 300		MIFARE® 1K ISO Card c/w Magnetic stripe, Sector 15, I/NET	32 bit CSI I/NET		
	654 2455 400		MIFARE® 1K ISO Card c/w Magnetic stripe, Sector 15, Continuum	37 bit Continuum		


### MIFARE® 4K ISO Card with Magnetic Stripe

The MIFARE® 4K ISO Card with Magnetic Stripe is a credit card thin access credential with nominal thickness of 0.76 mm. The credential comes with a graphics quality surface on both sides of the card, and has the ability to contain multiple ID technologies in a single credential. The default MIFARE® sector used for Schneider Electric cards and readers is sector 15, unless otherwise requested.

Image	Part Number	HID Ref. No.	Description	Coding	Surface	Thickness
	654 2456 000	1440	MIFARE® 4K ISO Card c/w Magnetic stripe	Unprogrammed	Graphics	0.76 mm
	654 2456 100		MIFARE® 4K ISO Card c/w Magnetic stripe , Sector 15	26 bit		
	654 2456 300		MIFARE® 4K ISO Card c/w Magnetic stripe , Sector 15, I/NET	32 bit CSI I/NET		
	654 2456 400		MIFARE® 4K ISO Card c/w Magnetic stripe , Sector 15, Continuum	37 bit Continuum		


### MIFARE® 1K Key Tag

The MIFARE® 1K Key Tag's contemporary design enables it to be easily attached to a key ring, badge clip or badge lanyard. Built to withstand harsh operating environments, MIFARE® 1K Key Tag's rugged double-sealed construction also allows for customisation. By adding a company logo, the tag is ideally suited for vacation resorts, locker rooms, health spas, apartment buildings, club houses, as well as commercial office spaces and industrial applications where photo ID's are not required. The default MIFARE® sector used for Schneider Electric cards and readers is sector 15, unless otherwise requested.

Image	Part Number	HID Ref. No.	Description	Coding	Dimensions
	654 2457 000	1434	MIFARE® 1K Key Tag	Unprogrammed	44 mm x 30 mm x 6 mm
	654 2457 100		MIFARE® 1K Key Tag, Sector 15	26 bit	
	654 2457 300		MIFARE® 1K Key Tag, Sector 15, I/NET	32 bit CSI I/NET	
	654 2457 400		MIFARE® 1K Key Tag, Sector 15, Continuum	37 bit Continuum	

### MIFARE® 4K Key Tag

The MIFARE® 4K Key Tag's contemporary design enables it to be easily attached to a key ring, badge clip or badge lanyard. Built to withstand harsh operating environments, the tag's double-sealed construction also allows for customisation. By adding a company logo, the tag is ideally suited for vacation resorts, locker rooms, health spas, apartment buildings, club houses, as well as commercial office spaces and industrial applications where photo ID's are not required. The default MIFARE® sector used for Schneider Electric cards and readers is sector 15, unless otherwise requested.


Image	Part Number	HID Ref. No.	Description	Coding	Dimensions
	654 2458 000	1444	MIFARE® 4K Key Tag	Unprogrammed	44 mm x 30 mm x 6 mm
	654 2458 100		MIFARE® 4K Key Tag, Sector 15	26 bit	
	654 2458 300		MIFARE® 4K Key Tag, Sector 15, I/NET	32 bit CSI I/NET	
	654 2458 400		MIFARE® 4K Key Tag, Sector 15, Continuum	37 bit Continuum	

## Idesco – Readers

Idesco readers are designed for reliable and secure access control, data collection and people identification in various environments. These multi-technology readers read the unique ID numbers of Philips MIFARE®, HID iCLASS® and most of the existing and forthcoming ISO15693 tags.


### Access 7C Reader

The Access 7C Reader's vandal-resistant design guarantees that the reader can be used in the most demanding surroundings. The Basic housing is internationally registered and suitable for indoor and outdoor usage, and can even be installed directly onto metal surfaces without additional insulation. The Access 7C range of readers makes use of serial number technology (CSN) and this is provided in a 32 bit format.

Image	Part Number	Description	Colour	Physical Dimensions	Electrical Data		Termination	Weight
	654 3401 000	Access 7C Reader (Black, 32 bit Serial No, 3m Cable, White Lens)	Black	110 mm x 43 mm x 24 mm	24 VDC (10-30 VDC)	100 mA max.	3m Flying Lead	244 g


### Access 7C Quattro Reader

The square format of the Access 7C Quattro Reader is designed for mounting directly onto any electrical back box. The mounting unit of the reader is equipped with installation holes; ideal for mounting onto plaster walls or other surfaces. An elegant snap-on cover is placed on the mounting unit. The Access 7C range of readers makes use of serial number technology (CSN) provided in a 32 bit format.

Image	Part Number	Description	Colour	Physical Dimensions	Electrical Data		Termination	Weight
	654 3402 000	Access 7C Quattro Reader (Black, 32 bit Serial No, 3m Cable)	Black	86 mm x 86 mm x 17 mm	24 VDC (10-30 VDC)	100 mA max.	3m Flying Lead	244 g


### Access 7C PIN

The Access 7C PIN improves security in access control by providing Personal Identification Number (PIN) code identification to be used together with an identification card. The keypad of the reader is based on EMFi foil technology. The EMFi foil senses the pressure changes on the active key area when pressed. There are no moving parts in the PIN pad, and due to this no maintenance is required. The Access 7C range of readers makes use of serial number technology (CSN) provided in a 32 bit format.

Image	Part Number	Description	Colour	Physical Dimensions	Electrical Data		Termination	Weight
	654 3403 000	Access 7C PIN Reader (Black, 32 bit Serial No, 3M Cable, White Lens)	Black	138 mm x 44 mm x 24 mm	24 VDC (10-30 VDC)	100 mA max.	3m Fly Lead	244 g
	654 3404 000	Access 7C PIN Reader (Black, 32 bit Serial No, 3M Cable, White Lens, Backlit)						


### Access 8CMt

Access 8CMt readers are designed for reliable and secure access control, data collection and people identification in various environments. The Access 8CMt MIFARE® memory reader reads compatible application-specific data from one selected sector of the MIFARE® standard cards, and also supports MIFARE® multi-application cards. The default MIFARE® sector used for Schneider Electric cards and readers is sector 15, unless otherwise requested.

Image	Part Number	Description	Colour	Termination	Physical Dimensions	Electrical Data		Weight
	654 3405 000	Access 8CMt Reader (All Schneider Electric-bit Formats, Sector 15, White Lens)	Black	3m Fly Lead	110 mm x 43 mm x 24 mm	24 VDC (10-30 VDC)	130 mA Max.	244 g

### Access 8CMt Quattro Reader

The Access 8CMt Quattro Reader is designed for mounting directly onto any electrical back box. The mounting unit of the reader is equipped with installation holes; ideal for fixing to plaster walls or other surfaces. An elegant snap-on cover is placed on the mounting unit. The Access 8CMt MIFARE® memory reader reads compatible application-specific data from one selected sector of the MIFARE® standard cards, and also supports MIFARE® multi-application cards. The default MIFARE® sector used for Schneider Electric cards and readers is sector 15, unless otherwise requested.

Image	Part Number	Description	Colour	Termination	Physical Dimensions	Electrical Data		Weight
	654 3406 000	Access 8CMt Quattro Reader (All Schneider Electric-bit Formats, Sector 15)	Black	3m Fly Lead	86 mm x 86 mm x 17 mm	24 VDC (10-30 VDC)	130 mA max.	315 g


### Access 8CMt PIN Reader

The Access 8CMt PIN Reader improves security in access control by providing PIN code identification to be used together with an identification card. The keypad on the reader is based on EMFi foil technology. There are no moving parts in the PIN pad, and due to this no maintenance is required. The default MIFARE® sector used for Schneider Electric cards and readers is sector 15 unless otherwise requested.

Image	Part Number	Description	Colour	Termination	Physical Dimensions	Electrical Data		Weight
	654 3407 000	Access 8CMt PIN Reader (All Schneider Electric- bit Formats, Sector 15, White Lens)	Black	3m Fly Lead	138 mm x 44 mm x 24 mm	24 VDC (10-30 VDC)	130 mA max	325 g
	654 3408 000	Access 8CMt PIN Reader (All Schneider Electric- bit Formats, Sector 15, White Lens, Backlit)						


### Access MFinger Biometric Reader

The Access MFinger Biometric Reader is a high security biometric reader combining security features of the MIFARE® smart card technology and the user's individual and unique fingerprint. The reader compares a fingerprint stored in a MIFARE® smart card with the scanned fingerprint before transmitting data into the system. MIFARE® security keys protect the templates inside the card. The MFinger reader makes use of serial number technology provided in a 32 bit format. Please note this Biometric reader must be used in combination with the Access 7C range of readers.

Image	Part Number	Description	Colour	Termination	Physical Dimensions	Electrical Data		Weight
	654 3901 000	Access MFinger Biometric Reader (Serial No, Keypad), 8 bit burst Wiegand	Black	Terminal strip	111 mm x 138 mm x 44 mm	12-24 VDC	< 5 W	560 g

### Access MFinger Biometric Smart Coder

With the Access MFinger Biometric Smart Coder you can easily enroll fingerprints, configure your Access MFinger readers and set security privileges for each user. The Access MFinger smart coder kit includes management software, desktop reader and a desktop scanner.


Image	Part Number	Description	Colour	Termination	Physical Dimensions	Electrical Data		Weight
	654 3902 000	Access MFinger Biometric Smart Coder (Serial No, Keypad), 8 bit burst Wiegand	Black	Terminal strip	111 mm x 138 mm x 44 mm	12-24 VDC	< 5 W	500 g

## Idesco – Cards

Idesco offers a wide range of 13.56Mhz tags and cards. Typical applications for these products include access control, time and attendance and asset marking.


### MIFARE® 1K Card CM

The PVC MIFARE® 1K Card CM has good printability with thermal transfer and dye-sublimation printers. The default MIFARE® sector used for Schneider Electric cards and readers is sector 15, unless otherwise requested.

Image	Part Number	Description	Coding	Surface	Thickness
	654 3450 000	MIFARE® 1K Card CM, Serial Number	Unprogrammed	Graphics	1 mm
	654 3450 100	MIFARE® 1K Card CM, Sector 15	26 bit		
	654 3450 300	MIFARE® 1K Card CM, Sector 15, I/NET	32 bit CSI I/NET		
	654 3450 400	MIFARE® 1K Card CM, Sector 15, Continuum	37 bit Continuum		


### MIFARE® 1K 2402 Coin Tag

The epoxy laminated MIFARE® 1K 2402 Coin Tag is easy to fix in a convenient leather key ring. The default MIFARE® sector used for Schneider Electric cards and readers is sector 15, unless otherwise requested.

Image	Part Number	Description	Coding	Dimensions
	654 3451 000	MIFARE® 1K 2402 Coin Tag, Serial Number	Unprogrammed	Radius 12 mm Thickness 2 mm
	654 3451 100	MIFARE® 1K 2402 Coin Tag, Sector 15	26 bit	
	654 3451 300	MIFARE® 1K 2402 Coin Tag, Sector 15, I/NET	32 bit CSI I/NET	
	654 3451 400	MIFARE® 1K 2402 Coin Tag, Sector 15, Continuum	37 bit Continuum	

### Leather Coin Tag Key ring


To be used with the Milfare 1K 2402 Coin Tags.

Image	Part Number	Description	Dimensions
	654 3352 000	Leather Coin Tag Key ring, Serial No, Format	63 mm x 35 mm




### MIFARE® 1K Sail Tag

The MIFARE® 1K Sail Tag key ring is very robust and beautifully designed for everyday use. The default MIFARE® sector used for Schneider Electric cards and readers is sector 15, unless otherwise requested.

Image	Part Number	Description	Coding	Dimensions
	654 3452 000	MIFARE® 1K Sail Tag, Serial Number	Unprogrammed	55 mm x 30 mm
	654 3452 100	MIFARE® 1K Sail Tag, Sector 15	26 bit	
	654 3452 300	MIFARE® 1K Sail Tag, Sector 15, I/NET	32 bit CSI I/NET	
	654 3452 400	MIFARE® 1K Sail Tag, Sector 15, Continuum	37 bit Continuum	

### MIFARE® 1K MFinger Card

A Fingerprint template is stored on the MIFARE® 1K MFinger Card making it possible to store two fingerprint templates per user on the 1K card.

Image	Part Number	Description	Coding	Thickness
	654 3950 000	MIFARE® 1K MFinger Card, Serial Number, Finger Template on Card	Unprogrammed	1 mm

# 13.56MHz iCLASS® Technology



iCLASS® smart readers and cards make access control more powerful, more versatile and offer enhanced security through data encryption and mutual authentication between the reader and cards. iCLASS® readers are user-friendly, delivering the same convenience and reliability of HID's Prox technology.

## HID – Readers

These readers support FIPS 201 PIV (Personal Identification Verification). Fully compliant iCLASS® contactless smart card readers are available to output the FASC-N (Federal Agency Smart Credential Number) in multiple configurations, providing the versatility to support both existing and new access control systems. Standard communication protocols make it easy to replace existing access control card readers with HID FIPS 201 compliant card readers.


### R10 Read Only Reader

The R10 Read Only Reader's slim design is perfect for metal mullions or any other space-limited installation, providing a standard Wiegand output, suitable for all Schneider Electric access control systems. The R10 offers the ability to read 32 bit MIFARE® serial numbers, and allows encrypted data transfer between the card and the reader through the use of secure algorithms.

Image	Part Number	HID Ref. No.	Description	Colour	Termination	Physical Dimensions	Electrical Data	
	654 1501 000	6100	R10 read only Reader	Black	0.5m Fly Lead	48 mm x 153 mm x 23 mm	5 - 16 VDC	55 mA AVG 116 mA Peak @ 12 VDC


### R15 Read Only Reader

The R15 is physically one of the smallest readers and is ideally suited for mullion-mounted door installations, U.S. single-gang J-box or any flat surface (Reader will not cover junction box). The R15 has exactly the same footprint size as the HID MiniProx Reader and provides a standard Wiegand output, suitable for all Schneider Electric Buildings access control systems. The R15 offers the ability to read 32 bit MIFARE® serial numbers and allows encrypted data transfer between the card and reader through the use of secure algorithms.

Image	Part Number	HID Ref. No.	Description	Colour	Termination	Physical Dimensions	Electrical Data	
	654 1506 000	6140	R15 read only Reader	Black	0.5m Fly Lead	48 mm x 153 mm x 23 mm	5 - 16 VDC	55 mA AVG 116 mA Peak @ 12 VDC


### R30 EU Sized Read Only Reader

The R30 EU Sized Read Only Reader is designed to cover 80 mm x 80 mm square European back boxes, with slotted mounting plate, and also provides for Asian back box spacing. The R30 provides a standard Wiegand output, suitable for all Schneider Electric access control systems. The R30 offers the ability to read 32 bit MIFARE® serial numbers. Allows encrypted data transfer between the card and the reader through the use of secure algorithms.

Image	Part Number	HID Ref. No.	Description	Colour	Termination	Physical Dimensions	Electrical Data		Weight
	654 1502 000	6110	R30 EU sized read only Reader	Black	0.5m Fly Lead	84 mm x 84 mm x 19 mm	10-16 VDC	Ave: 80 mA Peak: 225 mA @12V	113 g


### R40 US Sized Read Only Reader

The R40 US Sized Read Only Reader is designed to mount and cover single gang switch boxes, primarily used in the United States, and offers the ability to read 32 bit MIFARE® serial numbers. Allows encrypted data transfer between the card and the reader through the use of secure algorithms.

Image	Part Number	HID Ref. No.	Description	Colour	Termination	Physical Dimensions	Electrical Data		Weight
	654 1503 000	6120	R40 EU sized read only Reader	Black	0.5m Fly Lead	84 mm x 84 mm x 19 mm	10-16 Vdc	Ave: 80 mA, 225 mA peak@12V.	250 g


### RK40 Read Only Keypad Reader

The RK40 Read Only Keypad Reader is designed to mount and cover single gang switch boxes and includes a slotted mounting plate for European and Asian back box spacing. This device also offers the ability to read 32 bit MIFARE® serial numbers and includes a heavy duty keypad. It allows encrypted data transfer between the card and the reader through the use of secure algorithms.

Image	Part Number	HID Ref. No.	Description	Colour	Termination	Physical Dimensions	Electrical Data		Weight
	654 1504 000	6130	RK40 read only keypad Reader, 8 bit burst Wiegand	Black	Terminal Blocks	84 mm x 122 mm x 23 mm	10-16 VDC	Ave: 72 mA Peak: 244 mA @12V.	283 g


### RWKL550 Read/Write LCD Keypad Reader

The RWKL550 Read/Write LCD Keypad Reader uses 13.56 MHz contactless smart card technology. bioCLASS products provide users with new options for supporting multi-authentication of identity. Uses a Personal Identification Number (PIN) number along with a contactless card presentation.

Image	Part Number	HID Ref. No.	Description	Colour	Termination	Physical Dimensions	Electrical Data		Weight
	654 1505 000	6171	RWKL550 read/write LCD keypad Reader, 8 bit burst	Black	Terminal Blocks	147 mm x 96 mm x 30 mm	9-12 VDC	250 mA Standby / 450 mA peak	218 g

**multiCLASS™ RP15 Read Only Reader (iClass®/HID Prox or iCLASS®/Indala Proximity)**

The multiCLASS™ family of card readers is designed for customers upgrading their current system from the most popular proximity technologies to iCLASS® credentials. These readers provide the ability to transition to smart cards over time while incorporating the use of multiple card technologies within a single building or across multiple facilities. HID multiCLASS™ readers support all HID and Indala Proximity formats, including the Schneider Electric Buildings formats for I/NET and Continuum. The RP15 is physically one of the smallest readers and is ideally suited for mullion-mounted door installations, U.S. single-gang J-box or any flat surface (Reader will not cover junction box). The RP15 has exactly the same footprint size as the HID MiniProx Reader and provides a standard Wiegand output, suitable for all Schneider Electric Buildings access control systems.

Image	Part Number	HID Ref. No.	Description	Colour	Coding	Transmit Frequency	Termination	Physical Dimensions	Electrical Data	Weight
	654 1507 000	6145	RP15 multiCLASS/HID Prox read only Reader	Black	All SE bit Formats	13.56 MHz & 125 kHz	0.5m Fly Lead	48 mm x 153 mm x 23 mm	5 - 16 VDC	166 g
	654 1508 000		RP15 multiCLASS/Indala Prox read only Reader		26 bit					
	654 1509 000		RP15 multiCLASS/Indala Prox read only Reader, I/NET		32 bit CSI, I/NET					
	654 1510 000		RP15 multiCLASS/Indala Prox read only Reader, Continuum		37 bit, Continuum					


**multiCLASS™ RP40 US Sized Read Only Reader (iClass®/HID Prox or iCLASS®/Indala Proximity)**

The multiCLASS™ family of card readers is designed for customers upgrading their current system from the most popular proximity technologies to iCLASS® credentials. These readers provide the ability to transition to smart cards over time while incorporating the use of multiple card technologies within a single building or across multiple facilities. HID multiCLASS™ readers support all HID and Indala Proximity formats, including the Schneider Electric Buildings formats for I/NET and Continuum. The RP40 is designed to mount and cover single gang switch boxes primarily used in the United States and includes a slotted mounting plate for European and Asian back box spacing. The RP40 provides a standard Wiegand output, suitable for all Schneider Electric Buildings access control systems.

Image	Part Number	HID Ref. No.	Description	Colour	Coding	Transmit Frequency	Termination	Physical Dimensions	Electrical Data	Weight
	654 1511 000	6125	RP40 multiCLASS/ HID Prox read only Reader, US sized	Black	All SE bit Formats	13.56 MHz & 125 kHz	0.5m Fly Lead	84 mm x 122 mm x 24 mm	5 - 16 VDC	249.5 g
	654 1512 000		RP40 multiCLASS/ Indala Prox read only Reader, US sized		26 bit					
	654 1513 000		RP40 multiCLASS/ Indala Prox read only Reader, US sized, I/NET		32 bit CSI, I/NET					
	654 1514 000		RP40 multiCLASS/ Indala Prox read only Reader, US sized, Continuum		37 bit, Continuum					


### multiCLASS™ RPK40 US Sized Read Only Keypad Reader (iClass®/HID Prox or iCLASS®/Indala Proximity)

The multiCLASS™ family of card readers is designed for customers upgrading their current system from the most popular proximity technologies to iCLASS® credentials. These readers provide the ability to transition to smart cards over time while incorporating the use of multiple card technologies within a single building or across multiple facilities. HID multiCLASS™ readers support all HID and Indala Proximity formats, including the Schneider Electric Buildings formats for I/NET and Continuum. The RPK40 is designed to mount and cover single gang switch boxes primarily used in the United States and includes a slotted mounting plate for European and Asian back box spacing. The RPK40 provides a standard Wiegand output, suitable for all Schneider Electric Buildings access control systems.

Image	Part Number	HID Ref. No.	Description	Colour	Coding	Transmit Frequency	Termination	Physical Dimensions	Electrical Data	Weight	
	654 1515 000	6136	RPK40 multiCLASS/ HID Prox read only Reader with Keypad	Black	All SE bit Formats	13.56 MHz & 125 kHz	0.5m Fly Lead	84 mm x 122 mm x 24 mm	5 - 16 VDC	85 mA AVG 169 mA Peak @ 12 VDC	258 g
	654 1516 000		RPK40 multiCLASS/ Indala Prox read only Reader with Keypad		26 bit						
	654 1517 000		RPK40 multiCLASS/ Indala Prox read only Reader with Keypad, I/NET		32 bit CSI, I/NET						
	654 1518 000		RPK40 multiCLASS/ Indala Prox read only Reader with Keypad, Continuum		37 bit, Continuum						

### bioCLASS™ RKL57 Fingerprint Reader and Field Enroller

Featuring multi-factor authentication, bioCLASS readers offer the highest level of security. Storing the fingerprint template only on the smart card, users benefit from the increased security, faster throughput, easier system management, lower costs for the biometric reader and reduced concerns over individual privacy. Choose from three levels of security, including card/ biometric fingerprint, card/PIN and card/fingerprint/PIN. The bioCLASS RKL57 is a read-only, contactless smart card reader with a keypad and biometric sensor that provides access control verification and fingerprint enrollment all in one reader.

Image	Part Number	HID Ref. No.	Description	Colour	Termination	Physical Dimensions	Electrical Data	Weight	
	654 1907 001	6180	RKL57 bioCLASS Field Enroller/Reader	Black	Terminal Blocks	214 mm x 106 mm x 58 mm	9 - 12 VDC	245 mA Avg 299 Peak	382 g
	654 1908 000		RKL57 bioCLASS Fingerprint Reader						

HID – Cards

HID supports 13.56 MHz iCLASS® read/write contactless smart card technology in various combinations with magnetic stripe and contact smart chip module.


2k/2 Tag

The 2k/2 Tag provides the convenience of HID's iCLASS® contactless read/write technology in a small disk-shaped package. Allows users to easily and cost-effectively turn a plastic ID badge or contact smart chip card into a contactless smart card. This self-adhesive tag attaches easily to mobile phones, PDAs, and other non-metallic objects. All 2K bit (256 bytes) iCLASS® credentials are available in two application area configuration only.

Image	Part Number	HID Ref. No.	Description	Colour	Coding	Dimensions
	654 1551 000	2060	2k/2 Sticky Tag	Black	Unprogrammed	Diameter 33 mm, Thickness 1.8 mm
	654 1551 100		2k/2 Sticky Tag		26 bit	
	654 1551 300		2k/2 Sticky Tag, I/NET		32 bit CSI I/NET	
	654 1551 400		2k/2 Sticky Tag, Continuum		37 bit Continuum	

16k/16 Tag

The 16k/16 Tag provides the convenience of HID's iCLASS® contactless read/write technology in a small disk-shaped package. Allows users to easily and cost-effectively turn a plastic ID badge or contact smart chip card into a contactless smart card. Attaches easily to mobile phones, PDAs, and other non-metallic objects. All 16K bit (2k bytes) iCLASS® credentials are offered in sixteen application area configuration only.

Image	Part Number	HID Ref. No.	Description	Colour	Coding	Dimensions
	654 1552 000	2062	16k/16 Sticky Tag	Black	Unprogrammed	Diameter 33 mm, Thickness 1.8 mm
	654 1552 100		16k/16 Sticky Tag		26 bit	
	654 1552 300		16k/16 Sticky Tag, I/NET		32 bit I/NET	
	654 1552 400		16k/16 Sticky Tag, Continuum		37 bit	


### 32k (16k/16 & 16k/1) Tag

The 32k Tag provides the convenience of HID's iCLASS® contactless read/write technology in a small disk-shaped package. Allows users to easily and cost-effectively turn a plastic ID badge or contact smart chip card into a contactless smart card. This self-adhesive tag attaches easily to mobile phones, PDAs, and other non metallic objects. All 32k bit (4k bytes) iClass® credentials are offered in seventeen application area configuration only.

Image	Part Number	HID Ref. No.	Description	Colour	Coding	Dimensions	Weight
	654 1559 000	2064	32k iClass Sticky Tag	Black	Unprogrammed	Diameter 33 mm Thickness 1.8 mm	1.18 g
	654 1559 100		32k iClass Sticky Tag		26 bit		
	654 1559 300		32k iClass Sticky Tag, I/NET		32 bit CSI I/NET		
	654 1559 400		32k iClass Sticky Tag, Continuum		37 bit Continuum		


### 2k/2 Card

The iCLASS® 2k/2 Card offers the ability to add a magnetic stripe, barcode, anti-counterfeiting feature, custom artwork, or photo ID. Meets ISO standards for thickness for use with direct image and thermal transfer printers. All 2K bit (256 bytes) iCLASS® credentials are available in two application area configuration only.

Image	Part Number	HID Ref. No.	Description	Coding	Surface	Thickness
	654 1553 000	2000	2k/2 Card	Unprogrammed	Graphics	0.84 mm
	654 1553 100		2k/2 Card	26 bit		
	654 1553 300		2k/2 Card, I/NET	32 bit CSI I/NET		
	654 1553 400		2k/2 Card, Continuum	37 bit Continuum		

### 16k/16 Card


The iCLASS® 16k/16 Card offers the ability to add a magnetic stripe, barcode, anti-counterfeiting feature, custom artwork, or photo ID. Meets ISO standards for thickness for use with direct image and thermal transfer printers. All 16K bit (2k bytes) iCLASS® credentials are offered in sixteen application area configuration only.

Image	Part Number	HID Ref. No.	Description	Coding	Surface	Thickness
	654 1554 000	2002	16k/16 Card	Unprogrammed	Graphics	0.84 mm
	654 1554 100		16k/16 Card	26 bit		
	654 1554 300		16k/16 Card, I/NET	32 bit CSI I/NET		
	654 1554 400		16k/16 Card, Continuum	37 bit Continuum		




### 32k (16k/16 & 16k/1) Card

The iCLASS® 32k Card offers the ability to add a magnetic stripe, barcode, anti-counterfeiting features, custom artwork or a photo identification directly on the credential. The iCLASS® Card meets strict ISO thickness standards for use with direct image and thermal transfer printers. All 32k bit (4k bytes) iClass® credentials are offered in seventeen application area configuration only.

Image	Part Number	HID Ref. No.	Description	Coding	Surface	Physical Dimensions	Weight
	654 1560 000	2004	32k iClass Card	Unprogrammed	Graphics	54 mm x 85.7 mm x 0.84 mm	5.7 g
	654 1560 100		32k iClass Card	26 bit			
	654 1560 300		32k iClass Card, I/NET	32 bit CSI I/NET			
	654 1560 400		32k iClass Card, Continuum	37 bit Continuum			


### 2k/2 iCLASS®/Prox Card

The 2k/2 iCLASS®/Prox Card combines iCLASS® read/write technology and HID 125 kHz proximity technology in a single ISO standard thickness card. This enables contactless smart card applications to be added to an existing HID proximity technology access control system. Offers the ability to add a magnetic stripe, barcode, anti-counterfeiting feature, custom artwork, or photo ID. All 2K bit (256 bytes) iCLASS® credentials are available in two application area configuration only.

Image	Part Number	HID Ref. No.	Description	Coding	Operating Frequency	Surface	Thickness
	654 1555 000	2020	2k/2 iCLASS®/Prox Card	Unprogrammed	13.56 Mhz & 125KHz	Graphics	0.84 mm
	654 1555 100		2k/2 iCLASS®/Prox Card	26 bit			
	654 1555 300		2k/2 iCLASS®/Prox Card, I/NET	32 bit CSI I/NET			
	654 1555 400		2k/2 iCLASS®/Prox Card, Continuum	37 bit Continuum			


### 16k/16 iCLASS®/Prox Card

The 16k/16 iCLASS®/Prox Card combines iCLASS® read/write technology and HID 125 kHz proximity technology in a single ISO standard thickness card. This enables contactless smart card applications to be added to an existing HID proximity technology access control system. Offers the ability to add a magnetic stripe, barcode, anti-counterfeiting feature, custom artwork, or photo ID. All 16K bit (2k bytes) iCLASS® credentials are offered in sixteen application area configuration only.

Image	Part Number	HID Ref. No.	Description	Coding	Operating Frequency	Surface	Thickness
	654 1556 000	2022	16k/16 iCLASS®/Prox Card	Unprogrammed	13.56 Mhz & 125KHz	Graphics	0.84 mm
	654 1556 100		16k/16 iCLASS®/Prox Card	26 bit			
	654 1556 300		16k/16 iCLASS®/Prox Card, I/NET	32 bit CSI I/NET			
	654 1556 400		16k/16 iCLASS®/Prox Card, Continuum	37 bit Continuum			


### 32k (16k/16 & 16k/1) iClass®/Prox Card

The 32k iCLASS®/Prox Card combines iCLASS® 13.56 MHz contactless read/write smart card and Prox 125 kHz proximity technology in a single ISO standard thickness card. This enables contactless smart card applications to be added to an existing HID proximity technology access control system. Offers the ability to add magnetic stripe, barcode, anti-counterfeiting features, custom artwork or a photo identification directly on the credential. The iCLASS®/Prox Card meets strict ISO thickness standards for use with direct image and thermal transfer printers. All 32k bit (4k bytes) iClass® credentials are offered in seventeen application area configuration only.

Image	Part Number	HID Ref. No	Description	Coding	Surface	Operating Frequency	Physical Dimensions	Weight
	654 1561 000	2024	32k iClass/Prox Card	Unprogrammed	Graphics	13.56 MHz & 125 kHz	54 mm x 85.7 mm x 0.84 mm	6.8 g
	654 1561 100		32k iClass/Prox Card	26 bit				
	654 1561 300		32k iClass/Prox Card, I/NET	32 bit CSI I/NET				
	654 1561 400		32k iClass/Prox Card, Continuum	37 bit Continuum				


### 2k/2 Key II Fob

The iCLASS® Key II Fob provides the convenience of iCLASS® 13.56 MHz contactless read/write smart card in a molded plastic key fob enclosure that is durable in a harsh environment. This key fob is the size of a typical automotive key. It can be placed on a key ring or clipped to a lanyard for convenient entry. All 2k bit (256 bytes) iCLASS® credentials are offered in two application area configuration only. Provides the HID standard access control application area and one other application area for user customization. Complete with an external number for easy identification and control. Meets ISO 15693 for contactless communications. Provides a cost effective way to improve the security of your access control installation.

Image	Part Number	HID Ref. No	Description	Colour	Coding	Physical Dimensions
	654 1557 001	2050	2k/2 iClass Key II Fob	Blue	Unprogrammed	39.4 mm x 31.75 mm x 6 mm
	654 1557 101		2k/2 iClass Key II Fob		26 bit	
	654 1557 301		2k/2 iClass Key II Fob, I/NET		32 bit CSI I/NET	
	654 1557 401		2k/2 iClass Key II Fob, Continuum		37 bit Continuum	


### 16k/16 Key II Fob

The iCLASS® Key II Fob provides the convenience of iCLASS® 13.56 MHz contactless read/write smart card in a molded plastic key fob enclosure that is durable in a harsh environment. This key fob is the size of a typical automotive key. It can be placed on a key ring or clipped to a lanyard for convenient entry. All 16k bit (2k bytes) iCLASS® credentials are offered in sixteen application area configuration only and have sufficient read/write memory to store multiple biometric templates. Multiple securely separated files enable numerous applications, including the HID standard access control application, and support future growth. Provides an external number for easy identification and control. Meets ISO 15693 and 14443B for contactless communications.

Image	Part Number	HID Ref. No	Description	Colour	Coding	Physical Dimensions
	654 1558 001	2052	16k/16 iClass Key II Fob, blank	Blue	Unprogrammed	39.4 mm x 31.75 mm x 6 mm
	654 1558 101		16k/16 iClass Key II Fob		26 bit	
	654 1558 301		16k/16 iClass Key II Fob, I/NET		32 bit CSI I/NET	
	654 1558 401		16k/16 iClass Key II Fob, Continuum		37 bit Continuum	

### 32k (16k/16 & 16k/1) Key II Fob

The iCLASS® Key II Fob provides the convenience of iCLASS® 13.56 MHz contactless read/write smart card in a molded plastic key fob enclosure that is durable in a harsh environment. This key fob is the size of a typical automotive key. It can be placed on a key ring or clipped to a lanyard for convenient entry. All 32k bit (4k bytes) iCLASS® credentials are offered in seventeen application area configuration only and have sufficient read/write memory to store multiple biometric templates. Multiple securely separated files enable numerous applications, including the HID standard access control application, and support future growth. Provides an external number for easy identification and control. Meets ISO 15693 and 14443B for contactless communications.

Image	Part Number	HID Ref. No	Description	Colour	Coding	Physical Dimensions
	654 1562 000	2054	32k iClass Key II Fob	Blue	Unprogrammed	39.4 mm x 31.75 mm x 6 mm
	654 1562 100		32k iClass Key II Fob		26 bit	
	654 1562 300		32k iClass Key II Fob, I/NET		32 bit CSI I/NET	
	654 1562 400		32k iClass Key II Fob, Continuum		37 bit Continuum	

# Proximity Technology




Proximity Technology is a contactless system that uses radio frequency (RF) to communicate between the card/keyfobs and the reader. The reader emits an RF magnetic field that supplies energy to the card for the power required for the devices to transfer data. Reading distances between 20 mm and 1 metre can be achieved by use of different readers.

## HID – Readers

The HID line of proximity readers offers highly reliable operation with consistent read range and performance. The units read multiple Wiegand formats and every model is designed for both indoor and outdoor use. All models provide a standard multi-colour LED with internal or host control and a standard audible read indicator that is on/off selectable.


### ProxPoint Plus Reader

The ProxPoint Plus Reader offers a compact and economical solution for most standard access control requirements. Its potted electronics are ideal for both indoor and outdoor applications. The reader is fully compatible with all Schneider Electric access control systems and suitable for all Schneider Electric proprietary bit formats. These readers accept a supply of 5-16 VDC and they have a read range of 25 to 75 mm.

Image	Part Number	HID Ref. No.	Description	Colour	Termination	Physical Dimensions	Electrical Data		Weight
	654 1301 000	6005	ProxPoint Plus Reader	Grey	0.5m Fly Lead	80 mm x 43 mm x 17 mm	5-16 VDC	Average 30 mA, Peak 75 mA	75 g
	654 1302 000			Beige					
	654 1303 000			Black					
	654 1304 000			White					


### MiniProx Reader

The MiniProx Reader boasts an epoxy sealed, slim design that allows the reader to be mounted indoor or out, even directly on metal with no change in read range performance. Accepts 5-16 volts and has a maximum read range of 100 to 140 mm.

Image	Part Number	HID Ref. No.	Description	Colour	Termination	Physical Dimensions	Electrical Data		Weight
	654 1305 000	5365	MiniProx Reader	Grey	0.5m Fly Lead	152 mm x 43 mm x 19 mm	5-16 VDC	Average 20 mA, Peak 110 mA @ 12VDC.	108 g
	654 1306 000			Beige					
	654 1307 000			Grey	Terminal Strip				
	654 1308 000			Beige					

### Prox80 Reader

The Prox80 Reader is an 80 mm square reader designed to mount directly onto European single-gang electrical back boxes. With a three-piece, weatherproof potted enclosure and long flying lead of 2.7m, the Prox80 is easily installed, accepts 5-16 VDC and provides a maximum read range of 37 to 140 mm. The reader is fully compatible with all Schneider Electric access control systems.

Image	Part Number	HID Ref. No.	Description	Colour	Termination	Physical Dimensions	Electrical Data		Weight
	654 1309 000	5405	Prox80 Reader	Grey	2.7m Fly Lead	80 mm x 80 mm x 20 mm	5-16 VDC	Average 30 mA, Peak 110mA @ 5 VDC; Average 20 mA, Peak 115 mA @ 12 VDC	63 g
	654 1310 000			White					

### ThinLine II Reader

The ThinLine II Reader provides the same performance and reliability as the MiniProx but with a low profile appearance. This reader can be mounted directly on metal with minimal impact on the read range performance. As with the MiniProx, the ThinLine II accepts 5-16 volts and a maximum read range of 100 to 140 mm.

Image	Part Number	HID Ref. No.	Description	Colour	Termination	Physical Dimensions	Electrical Data		Weight
	654 1311 000	5395	ThinLine II Reader	Beige	0.45m Fly Lead	11.9 mm x 76 mm x 17 mm	5-16 VDC	Average 20 mA, Peak 115 mA @ 12 VDC.	94 g
	654 1312 000			White					
	654 1313 000			Black					
	654 1314 000			Grey					

### ProxPro Reader Without Keypad

The ProxPro Reader Without Keypad combines all the electronics usually found in two separate packages. Ideal for medium range applications, the ProxPro offers high reliability, consistent read range characteristics and low power consumption. It is available with an optional, integrated, weather resistant keypad (see next section) offering an additional level of security by allowing the use of a Personal Identification Number (PIN). Maximum read range of 76 mm to 230 mm.

Image	Part Number	HID Ref. No.	Description	Colour	Termination	Physical Dimensions	Electrical Data		Weight
	654 1315 000	5355	ProxPro Reader without Keypad	Grey	Terminals	127 mm x 127 mm x 25 mm	10-29 VDC	Average 100 mA, Peak 120 mA @ 24 VDC	336 g
	654 1316 000			Beige					


### ProxPro Reader With Keypad

The ProxPro Reader With Keypad combines all the electronics usually found in two separate packages. Ideal for medium range applications, the ProxPro offers high reliability, consistent read range characteristics and low power consumption. It is available with an optional, integrated, weather resistant keypad offering an additional level of security by allowing the use of a Personal Identification Number (PIN). The keypad interfaces with the host system either by sending the data over the data output lines or via a direct connection to the host keypad interface. Maximum read range: 76 mm to 230 mm.

Image	Part Number	HID Ref. No.	Description	Colour	Termination	Physical Dimensions	Electrical Data	Weight	
	654 1317 000	5355	ProxPro with Keypad, 8 bit burst Wiegand	Grey	Terminals	127 mm x 127 mm x 25 mm	10-28.5 VDC	Average 100 mA Peak 120 mA @ 24 VDC	336 g
	654 1318 000			Beige					
	654 1319 000		Grey						
	654 1320 000		Beige						

### MaxiProx Reader

The MaxiProx Reader is ideal for long range applications. New signal processing techniques incorporated in this reader provide a high tolerance to burst and other transient types of ambient RF interference. This makes the MaxiProx ideal for installations incorporating parking control, or where special consideration is needed to facilitate access to physically challenging environments. Power requirements are 12 or 24VDC and the unit interface with all existing Wiegand protocol access control systems. Maximum read range: 230 mm to 760 mm.


Image	Part Number	HID Ref. No.	Description	Colour	Termination	Physical Dimensions	Electrical Data	Weight	
	654 1321 000	5375	MaxiProx Reader	Grey	Terminals	305 mm x 305 mm x 25 mm	12 or 24 VDC	Average 200 mA, Peak 700 mA @ 12VDC; Average 260 mA, Peak 1.2 A @ 24 VDC.	1.4 kg

## HID – Cards

The HID line of Proximity Cards are housed in a thin, durable package approximately the size of a credit card. The cards are strong and flexible and therefore highly resistant to cracking and breaking.


### MicroProx Sticky Tag

The MicroProx Sticky Tag incorporates proximity technology into a small disc-shaped self-adhesive transponder. It provides a seamless upgrade from Wiegand swipe or magnetic stripe technologies, ideal for dual systems applications and offers great flexibility. Compatible with all HID proximity readers, and has a typical maximum read range of 51 to 114 mm.

Image	Part Number	HID Ref. No.	Description	Coding	Dimensions
	654 1350 000	1391	MicroProx Sticky Tag (Grey)	Unprogrammed	Diameter 33 mm Thickness 1.78 mm
	654 1350 100		MicroProx Sticky Tag (Grey)	26 bit	
	654 1350 200		MicroProx Sticky Tag (Grey), AC 4+4, Continuum	32 bit AC4+4 Continuum	
	654 1350 300		MicroProx Sticky Tag (Grey), I/NET	32 bit CSI I/NET	
	654 1350 400		MicroProx Sticky Tag (Grey), Continuum	37 bit Continuum	


### ProxCARD II

The Prox Card II incorporates radio frequency identification (RFID) electronics into a cost-effective, durable polycarbonate package the size of a credit card. Thin and flexible enough to be carried in a wallet, the ProxCARD II replaces the thick, rigid cards previously associated with proximity technology. Complete with a vertical slot punch and external card numbering. These cards are not suitable for direct image printing.

Image	Part Number	HID Ref. No.	Description	Coding	Thickness
	654 1351 000	1326	ProxCARD II, prox card	Unprogrammed	1.8 mm
	654 1351 100		ProxCARD II, prox card	26 bit	
	654 1351 200		ProxCARD II, prox card, AC 4+4, Continuum	32 bit AC4+4 Continuum	
	654 1351 300		ProxCARD II, prox card, I/NET	32 bit CSI I/NET	
	654 1351 400		ProxCARD II, prox card, Continuum	37 bit Continuum	


### ISOProx II

The ultra-thin ISOProx II card offers proximity technology and photo identification on a single access control card. A photo ID can be printed directly onto the card using a direct image printer.

Image	Part Number	HID Ref. No.	Description	Coding	Surface	Thickness
	654 1352 000	1386	ISOProx II prox card	Unprogrammed	Graphics	0.84 mm
	654 1352 100		ISOProx II prox card	26 bit		
	654 1352 200		ISOProx II prox card, AC 4+4, Continuum	32 bit AC4+4 Continuum		
	654 1352 300		ISOProx II prox card, I/NET	32 bit CSI I/NET		
	654 1352 400		ISOProx II prox card, Continuum	37 bit Continuum		


### Smart ISOProx II

The Smart ISOProx II card meets requirements for proximity access control, network access, data security, debit transactions, parking, health information storage and photo ID with a single card. Offers universal compatibility with all HID proximity readers. This card can accommodate custom artwork, direct image printing, magnetic stripes, bar codes and contact smart chip modules.

Image	Part Number	HID Ref. No.	Description	Coding	Surface	Thickness
	654 1353 000	1597	ISOProx II prox card	Unprogrammed	Graphics	0.84 mm
	654 1353 100		ISOProx II prox card	26 bit		
	654 1353 200		ISOProx II prox card, AC 4+4, Continuum	32 bit AC4+4 Continuum		
	654 1353 300		ISOProx II prox card, I/NET	32 bit CSI I/NET		
	654 1353 400		ISOProx II prox card, Continuum	37 bit Continuum		

### DuoProx II


DuoProx II cards combine proximity technology, magnetic stripe technology and photo identification on a single card. By combining technologies on one card, the DuoProx II card provides the benefit of proximity technology for access control applications and meets the requirements for industry standard magnetic stripe applications. It also offers the ability to print a photo ID directly onto the card with a direct vinyl printer. Complete with external card numbering.

Image	Part Number	HID Ref. No.	Description	Coding	Surface	Thickness
	654 1354 000	1336	DuoProx II prox card	Unprogrammed	Graphics	0.84 mm
	654 1354 100		DuoProx II prox card	26 bit		
	654 1354 200		DuoProx II prox card, AC 4+4, Continuum	32 bit AC4+4 Continuum		
	654 1354 300		DuoProx II prox card, I/NET	32 bit CSI I/NET		
	654 1354 400		DuoProx II prox card, Continuum	37 bit Continuum		




### ProxKey III Fob

The ProxKey III Fob incorporates proximity technology into a device the size of a car key. Small and convenient, the ProxKey III is always there when you need it.

Image	Part Number	HID Ref. No.	Description	Colour	Coding	Dimensions
	654 1355 001	1346	ProxKey III Fob	Grey	Unprogrammed	39.4 mm x 31.75 mm x 6 mm
	654 1355 101		ProxKey III Fob		26 bit	
	654 1355 201		ProxKey III Fob, AC4+4, Continuum		32 bit AC4+4 Continuum	
	654 1355 301		ProxKey III Fob, I/NET		32 bit CSI I/NET	
	654 1355 401		ProxKey III Fob, Continuum		37 bit Continuum	

### ProxPass Active Vehicle Tag

The ProxPass Active Vehicle Tag is an active tag specifically designed for vehicle access control. Providing convenient access control for parking and fleet management applications. Provides a 1200 mm to 2400 mm read range. Velcro backing attaches easily to interior of vehicle windshield. Compatible with MaxiProx® reader and all HID card formats and offers a two to five year battery life, depending on usage.

Image	Part Number	HID Ref. No.	Description	Coding	Surface	Thickness
	654 1356 100	1351	ProxPass Active Vehicle Tag	26 bit	Brushed	7.6 mm
	654 1356 200		ProxPass Active Vehicle Tag, AC 4+4, Continuum	32 bit AC4+4 Continuum		
	654 1356 300		ProxPass Active Vehicle Tag, I/NET	32 bit CSI I/NET		
	654 1356 400		ProxPass Active Vehicle Tag, Continuum	37 bit Continuum		

## Indala - Readers (by HID)

HID FlexPass readers provide a stylish way to manage the accessibility of critical places, people, goods and information. Suitable for both indoor and outdoor use. Please note that one of the enhanced security features of the HID product range is that the bit format of the reader and the card must be identical to correctly decode the encrypted data on the card.


### FlexPass Arch Slim Reader

The FlexPass Arch Slim Reader is designed to mount onto a doorframe or other small location. Operating from an input voltage of 4-16 VDC, the maximum read range is up to 127 mm using FlexCard® standard cards.

Image	Part Number	Description	Colour	Termination	Physical Dimensions	Electrical Data	Weight
	654 2306 100	Arch Slim Reader – 26 bit	Black	Fly Lead	114 mm x 43 mm x 20 mm	4-16 VDC	96 mA @ 12 VDC; 100 mA @ 5 VDC
	654 2306 200	Arch Slim Reader – 32 bit AC4+4					
	654 2306 300	Arch Slim Reader – 32 bit I/NET					
	654 2306 400	Arch Slim Reader – 37 bit	Grey				
	654 2307 100	Arch Slim Reader – 26 bit					
	654 2307 200	Arch Slim Reader – 32 bit AC4+4					
	654 2307 300	Arch Slim Reader – 32 bit I/NET	Beige				
	654 2307 400	Arch Slim Reader – 37 bit					
	654 2308 100	Arch Slim Reader – 26 bit					
	654 2308 200	Arch Slim Reader – 32 bit AC4+4	Beige				
	654 2308 300	Arch Slim Reader – 32 bit I/NET					
	654 2308 400	Arch Slim Reader – 37 bit					


### FlexPass Wave Slim Reader

The FlexPass Wave Slim Reader is designed to mount onto a doorframe or other small location. Operating from an input voltage of 4-16 VDC, the maximum read range is up to 127 mm using FlexCard® standard cards.

Image	Part Number	Description	Colour	Termination	Physical Dimensions	Electrical Data	Weight
	654 2309 100	Wave Slim Reader – 26 bit	Black	Fly Lead	140 mm x 43 mm x 28 mm	4-16 VDC	96 mA @ 12 VDC; 100 mA @ 5 VDC
	654 2309 300	Wave Slim Reader – 32 bit I/NET					
	654 2309 400	Wave Slim Reader – 37 bit					


### FlexPass Arch WallSwitch Reader

The FlexPass Arch WallSwitch Reader is ideal for indoor and outdoor locations. Operating from an input voltage of 4-16 VDC, the maximum read range is up to 127 mm using FlexCard® standard cards.

Image	Part Number	Description	Colour	Termination	Physical Dimensions	Electrical Data		Weight
	654 2311 100	Arch WallSwitch Reader – 26 bit	Black	Fly Lead	114 mm x 76 mm x 20 mm	4-16 VDC at reader	96 mA @ 12 VDC; 100 mA @ 5 VDC	139 g
	654 2311 200	Arch WallSwitch Reader – 32 bit AC4+4						
	654 2311 300	Arch WallSwitch Reader – 32 bit I/NET						
	654 2311 400	Arch WallSwitch Reader – 37 bit						
	654 2312 100	Arch WallSwitch Reader – 26 bit	Grey					
	654 2312 200	Arch WallSwitch Reader – 32 bit AC4+4						
	654 2312 300	Arch WallSwitch Reader – 32 bit I/NET						
	654 2312 400	Arch WallSwitch Reader – 37 bit						
	654 2313 100	Arch WallSwitch Reader – 26 bit	Beige					
	654 2313 200	Arch WallSwitch Reader – 32 bit AC4+4						
	654 2313 300	Arch WallSwitch Reader – 32 bit I/NET						
	654 2313 400	Arch WallSwitch Reader – 37 bit						

### FlexPass Wave WallSwitch Reader

The FlexPass Wave WallSwitch Reader is ideal for indoor and outdoor locations. Operating from an input voltage of 4-16 VDC, the maximum read range is up to 127 mm using FlexCard® standard cards.

Image	Part Number	Description	Colour	Termination	Physical Dimensions	Electrical Data	Weight
	654 2310 100	Wave WallSwitch Reader – 26 bit	Black	Fly Lead	140 mm x 84 mm x 28 mm	4-16 VDC	96 mA @ 12 VDC; 100 mA @ 5 VDC
	654 2310 300	Wave WallSwitch Reader – 32 bit I/NET					
	654 2310 400	Wave WallSwitch Reader – 37 bit					


### FlexPass Arch Mid-Range Reader

The FlexPass Arch Mid-Range Reader is ideal for applications with heavy traffic. Its design provides easy installation on any surface, including metal without reducing read range. Operating from an input voltage of 4-16VDC, the maximum read range is up to 305 mm using FlexCard® standard cards.

Image	Part Number	Description	Colour	Termination	Physical Dimensions	Electrical Data	Weight
	654 2314 100	Arch Mid-Range Reader – 26 bit	Black	Fly Lead	130 mm x 155 mm x 28 mm	4-16 VDC	140 mA @ 12 VDC; 82 mA @ 5 VDC
	654 2314 200	Arch Mid-Range Reader – 32 bit AC4+4					
	654 2314 300	Arch Mid-Range Reader – 32 bit I/NET					
	654 2314 400	Arch Mid-Range Reader – 37 bit					
	654 2315 100	Arch Mid-Range Reader – 26 bit	Grey				
	654 2315 200	Arch Mid-Range – 32 bit AC4+4					
	654 2315 300	Arch Mid-Range – 32 bit I/NET					
	654 2315 400	Arch Mid-Range Reader – 37 bit					
	654 2316 100	Arch Mid-Range Reader – 26 bit	Beige				
	654 2316 200	Arch Mid-Range Reader – 32 bit AC4+4					
	654 2316 300	Arch Mid-Range Reader – 32 bit I/NET					
	654 2316 400	Arch Mid-Range – 37 bit					


### FlexPass Wave Mid-Range Reader

The FlexPass Wave Mid-Range Reader is ideal for applications with heavy traffic. Its design provides easy installation on any surface, including metal without reducing read range. Operating from an input voltage of 4-16VDC, the maximum read range is up to 305 mm using FlexCard® standard cards.

Image	Part Number	Description	Colour	Termination	Physical Dimensions	Electrical Data	Weight
	654 2323 100	Wave Mid-Range Reader – 26 bit	Black	Fly Lead	140 mm x 163 mm x 35 mm	4-14 VDC	140 mA @ 12 VDC; 82 mA @ 5 VDC
	654 2323 300	Wave Mid-Range Reader – 32 bit I/NET	Black				
	654 2323 400	Wave Mid-Range Reader – 37 bit	Black				

### FlexPass Arch Long-Range Reader

The FlexPass Arch Long-Range Reader is designed for applications requiring maximum read range and is ideal for parking or physically challenging environments; (ADA requirement). Other uses such as concealment behind or within thick building materials, take advantage of the readers bi-directional (equally from both sides) read capability, providing both access and egress from a single reader. Operating from an input voltage of 12-24 VDC, the maximum read range is up to 711 mm using FlexCard® standard cards.

Image	Part Number	Description	Colour	Termination	Physical Dimensions	Electrical Data	Weight
	654 2322 100	Arch Long-Range Reader – 26 bit	Black	Fly Lead	284 mm x 284 mm x 46 mm	12-24 VDC	1 A/750 mA
	654 2322 200	Arch Long-Range Reader – 32 bit AC4+4					
	654 2322 300	Arch Long-Range Reader – 32 bit I/NET					
	654 2322 400	Arch Long-Range Reader – 37 bit					

### FlexPass KeyPad Reader

The FlexPass KeyPad Reader combines both a proximity reader and a keypad in a small, attractive package for applications where additional security is required from both an access card and a Personal Identification Number (PIN). Waterproof and vandal resistant, it is suitable for both indoor and outdoor applications without the need for any additional housing.

Image	Part Number	Description	Colour	Termination	Physical Dimensions	Electrical Data	Weight	
	654 2318 100	KeyPad Reader – 26 bit 8 bit burst	Beige	Fly Lead	116 mm x 76 mm x 17 mm	4-16 VDC	91 mA @ 12 VDC 100 mA @ 5 VDC	473 g
	654 2318 200	KeyPad Reader – 32 bit AC4+4 8 bit burst						
	654 2318 300	KeyPad Reader – 32 bit I/NET 8 bit burst						
	654 2318 400	KeyPad Reader – 37 bit 8 bit burst						
	654 2319 100	KeyPad Reader – 26 bit 8 bit burst	Black					
	654 2319 200	KeyPad Reader – 32 bit AC4+4 8 bit burst						
	654 2319 300	KeyPad Reader – 32 bit AC4+4 8 bit burst						
	654 2319 400	KeyPad Reader – 37 bit 8 bit burst						
	654 2320 100	KeyPad Reader – 26 bit 4*3 matrix	Beige					
	654 2320 200	KeyPad Reader – 32 bit AC4+4 4*3 matrix						
	654 2320 400	KeyPad Reader – 37 bit 4*3 matrix						
	654 2321 100	KeyPad Reader – 26 bit 4*3 matrix	Black					
	654 2321 200	KeyPad Reader – 32 bit AC4+4 4*3 matrix						
	654 2321 400	KeyPad Reader – 37 bit 4*3 matrix						


## Indala - Cards (by HID)

HID's FlexPass high-quality range of cards and key tags provide a highly secure solution as the access control data is scrambled on the card and can only be read correctly by a reader with the matching scramble table. The card data is then transmitted by the reader to the host system in the correct Wiegand, ABA Track II or Serial format. HID FlexSecur® option goes one step further and screens out unauthorized cards prior to sending programming data on the host system. The additional verification step enhances the security of your access system in three ways:

- The entire data field is scrambled prior to programming the card. Therefore, the data on the card cannot be decoded to determine the actual information on the card.
- The information on the card is locked and only the reader has the key to unlock this scrambled data. By matching the reader key with the lock, the programming data is translated for the host system. If the two do not match the reader denies the user access, and does not send the invalid information to the host.
- Readers can be programmed for each site, protecting the end user by making each site unique for readers as well as cards.


### FlexPass Adhesive Tag

The FlexPass Adhesive Tag can turn your plastic ID badge into a proximity credential. Effortlessly upgrade from magnetic stripe or barium ferrite technology, or add prox to your smart card, by attaching the FlexTag™ to your existing card. The Flex-Tag™ will also adhere to any non-metallic device, such as a cell phone or PDA, to create an instant proximity badge.

Image	Part Number	Description	Coding	Dimensions
	654 2350 000	FlexPass Adhesive Tag	Unprogrammed	Diameter 33 mm Thickness 1.8 mm
	654 2350 100	FlexPass Adhesive Tag	26 bit	
	654 2350 200	FlexPass Adhesive Tag, AC4+4, Continuum	32 bit AC4+4 Continuum	
	654 2350 300	FlexPass Adhesive Tag, I/NET	32 bit CSI I/NET	
	654 2350 400	FlexPass Adhesive Tag, Continuum	37 bit Continuum	

### FlexCard® Standard Card

The FlexCard® Standard proximity card is ideal for applications that require a robust card that is flexible and light. Its vertical design is well suited for use as a badge, and the FlexCard® can accept a variety of ID badge overlays.

Image	Part Number	Description	Coding	Surface	Thickness
	654 2351 000	FlexCard® Std Card	Unprogrammed	Non-Printable	1.8 mm
	654 2351 100	FlexCard® Std Card	26 bit		
	654 2351 200	FlexCard® Std Card, AC4+4, Continuum	32 bit AC4+4 Continuum		
	654 2351 300	FlexCard® Std Card, I/NET	32 bit CSI I/NET		
	654 2351 400	FlexCard® Std Card, Continuum	37 bit Continuum		


### FlexISO® Imagable Prox Card

The FlexISO® Imagable Proximity Card is a credit card thin access credential, which is ISO 7813 compliant with nominal thickness of 0.76 mm. The FlexISO® Proximity Card comes with a graphics quality surface on both sides of the card, and has the ability to contain multiple ID technologies in a single credential. The FlexISO® proximity Card can be combined with a magnetic strip, Wiegand code strip, bar code, a multitude of smart chips and MIFARE®.

Image	Part Number	Description	Coding	Surface	Thickness
	654 2352 000	FlexISO® Imagable Prox Card	Unprogrammed	Graphics	0.76 mm
	654 2352 100	FlexISO® Imagable Prox Card	26 bit		
	654 2352 200	FlexISO® Imagable Prox Card, AC4+4, Continuum	32 bit AC4+4 Continuum		
	654 2352 300	FlexISO® Imagable Prox Card, I/NET	32 bit CSI I/NET		
	654 2352 400	FlexISO® Imagable Prox Card, Continuum	37 bit Continuum		
	654 2353 000	FlexISO® Imagable Prox Card c/w Magnetic stripe	Unprogrammed		
	654 2353 100	FlexISO® Imagable Prox Card c/w Magnetic stripe	26 bit		
	654 2353 200	FlexISO® Imagable Prox Card c/w Magnetic stripe, AC4+4, Continuum	32 bit AC4+4 Continuum		
	654 2353 300	FlexISO® Imagable Prox Card c/w Magnetic stripe, I/NET	32 bit CSI I/NET		
	654 2354 400	FlexISO® Imagable Prox Card c/w Magnetic stripe, Continuum	37 bit Continuum		

### FlexKey® Fob

The FlexKey® Fob's contemporary design enables it to be easily attached to a key ring, badge clip or badge lanyard. Built to withstand harsh operating environments, FlexKey®'s rugged double-sealed construction also allows for customisation. By adding a company logo, the FlexKey® is ideally suited for vacation resorts, locker rooms, health spas, apartment buildings, club houses, as well as commercial office spaces and industrial applications where photo ID's are not required.

Image	Part Number	Description	Coding	Dimensions
	654 2355 000	FlexKey® Fob	Unprogrammed	44 mm x 30 mm x 6 mm
	654 2355 100	FlexKey® Fob	26 bit	
	654 2355 200	FlexKey® Fob, AC4+4, Continuum	32 bit AC4+4 Continuum	
	654 2355 300	FlexKey® Fob, I/NET	32 bit CSI I/NET	
	654 2355 400	FlexKey® Fob, Continuum	37 bit Continuum	




## Idesco – Readers

Idesco access control readers have been developed for reliable and secure access control, data collection and person identification in various environments. Good performance and robustness ensure functionality even in the harshest environments. These readers have been added to the EAC portfolio as they offer an aesthetically pleasing style.


### Access 7A Reader

The Access 7A Reader can be used in the most demanding surroundings. Its excellent performance and robustness ensures optimal functionality also in harsh environments. The basic housing is internationally registered and suitable for indoor and outdoor usage and can be installed directly onto metal surfaces without additional insulation. The Access 7A range of readers makes use of serial number technology provided in a 26 bit format.

Image	Part Number	Description	Colour	Termination	Physical Dimensions	Electrical Data		Weight
	654 3301 000	Access 7A Reader (Black Lens)	Black	1m Fly Lead	110 mm x 43 mm x 24 mm	24 VDC (8-30 VDC)	30 mA (50 mA Max.)	244 g


### Access 7A Quattro Reader

The square format of the Access 7A Quattro Reader is designed for mounting directly onto any electrical back box. The mounting unit of the reader is equipped with installation holes; ideal for fixing to plaster walls or other surfaces. An elegant snap-on cover is placed on the mounting unit. The Access 7A range of readers makes use of serial number technology provided in a 26 bit format.

Image	Part Number	Description	Colour	Termination	Physical Dimensions	Electrical Data		Weight
	654 3302 000	Access 7A Quattro Reader	Black	1m Fly lead	86 mm x 86 mm x 17 mm	24 VDC (8-30 VDC)	30 mA (50 mA Max.)	315 g

### Access 7A PIN Reader

The Access 7A PIN Reader improves security in access control by providing Personal Identification Number (PIN) code identification to be used together with an identification card. The keypad of the reader is based on EMFi foil technology. The EMFi foil senses the pressure changes on the active key area when pressed. There are no moving parts in the PIN pad, and due to this no maintenance is required. The Access 7A range of readers makes use of serial number technology provided in a 26 bit format.

Image	Part Number	Description	Colour	Termination	Physical Dimensions	Electrical Data		Weight
	654 3303 000	Access 7A PIN Reader (Black Lens)	Black	1m Fly Lead	138 mm x 44 mm x 24 mm	24 VDC (8-30 VDC)	30 mA (50 mA max.)	325 g


### Access 8AH Reader

The Access 8AH Reader guarantees that the reader can be used in the most demanding surroundings. Its excellent performance and robustness ensures optimal functionality also in harsh environments. The Basic housing is internationally registered and suitable for indoor and outdoor usage and can be installed directly onto metal surfaces without additional insulation. This reader is compatible with HID cards making it ideal if transition to this style is preferred.

Image	Part Number	Description	Colour	Termination	Physical Dimensions	Electrical Data		Weight
	654 3304 000	Access 8AH Reader (HID Compatible, Black Lens)	Black	1m Fly Lead	110 mm x 43 mm x 24 mm	24 VDC (10-30 VDC)	130 mA Max.	244 g


### Access 8AH Quattro Reader

The square format of the Access 8AH Quattro Reader is designed for mounting directly onto any electrical back box. The mounting unit of the reader is equipped with installation holes; ideal for mounting onto plaster walls or other surfaces. An elegant snap-on cover is placed on the mounting unit. This reader is compatible with HID cards making it ideal if transition to this style is preferred.

Image	Part Number	Description	Colour	Termination	Physical Dimensions	Electrical Data		Weight
	654 3305 000	Access 8AH Quattro Reader (HID Compatible, Black Lens)	Black	1m Fly Lead	86 mm x 86 mm x 17 mm	24 VDC (10-30 VDC)	130 mA Max.	315 g

### Access 8AH PIN Reader

The Access 8AH PIN Reader improves security in access control by providing Personal Identification Number (PIN) code identification to be used together with an identification card. The keypad of the reader is based on EMFi foil technology. The EMFi foil senses pressure changes on the active key area when pressed. There are no moving parts in the PIN pad, and due to this no maintenance is required. This reader is compatible with HID cards making it ideal if transition to this style is preferred.


Image	Part Number	Description	Colour	Termination	Physical Dimensions	Electrical Data		Weight
	654 3306 000	Access 8AH PIN Reader (HID Compatible, Black Lens), 8 bit burst Wiegand	Black	1m Fly Lead	138 mm x 44 mm x 24 mm	24 VDC (10-30 VDC)	130 mA Max.	325 g

## Idesco – Cards

Idesco offers a wide range of 125 kHz tags and cards. Typical applications for these products include access control, time and attendance and asset marking.


### EM 4102 Card

The EM 4102 PVC Card has good printability with thermal transfer and dye-sublimation printers.

Image	Part Number	Description	Surface	Thickness
	654 3350 000	EM 4102 Card, Serial Number Format	Graphics	1.4 mm


### Coin Tag

The epoxy laminated Coin Tag is easy to fix in a convenient leather key ring.

Image	Part Number	Description	Dimensions
	654 3351 000	Coin Tag – EM 2402 A (4102), Serial No Format	24 mm x 2 mm


### Leather Coin Tag Key ring

To be used with the 125 kHz Coin Tags.

Image	Part Number	Description	Dimensions
	654 3352 000	Leather Coin Tag Key Ring, Serial No Format	63 mm x 35 mm

### Sail Tag

The Sail Tag key ring is very robust and beautifully designed for everyday use.

Image	Part Number	Description	Dimensions
	654 3353 000	Sail Tag – EM 4102, Serial No Format	55 mm x 30 mm

# Wiegand Swipe Technology



Wiegand technology is a mature standard and works by embedding small lengths of special wire into a card. This process offers a medium to high level of security. Wiegand cards take longer than most to produce, so consideration should be given to this when ordering. (typically 8 weeks lead time)


This technology is for legacy systems only and should not be used for new systems.

## HID – Readers

As one of the leading manufacturers of Radio Frequency Identification Devices, HID produces a line of Wiegand and proximity products for access control. Meeting virtually any access control requirements, HID's range of access cards and readers combine technology, performance and value. The HID line of Wiegand-effect readers are moulded from rugged high impact plastic to resist vandals. They are all epoxy potted to seal out moisture, are immune to external magnetic fields, operate in temperatures from -40°C to 70°C, and are suitable for indoor and outdoor use.


### Classic Swipe Reader

The HID Wiegand Classic Swipe is a pass-through reader. It can be back mounted on a vertical surface and the slot may be orientated upward, downward, facing left or right. It performs well in high volume installations and may be exposed to sun, rain or snow.

Image	Part Number	Description	Colour	Termination	Physical Dimensions	Electrical Data		Weight
	654 1201 000	Classic Swipe	Black	Terminal Strip	58 mm x 135 mm x	5-12 VDC.	40 mA typical	343 g
	654 1202 000			2m Fly Lead	43 mm			

### Turnstile Reader

The HID Wiegand Turnstile Reader is a pass-through reader. It is usually bottom-mounted on a horizontal surface such as a turnstile support, but may also be mounted on a wall with the slot aligned vertically. It performs well in high-volume and high-wear installations and may be exposed to sun, rain, or snow.


Image	Part Number	Description	Colour	Termination	Physical Dimensions	Electrical Data		Weight
	654 1203 000	Turnstile Reader	Black	2m Fly Lead	45 mm x 178 mm x	5-12 VDC	40 mA typical	567 g
	654 1204 000		Chrome		45 mm			

## HID – Cards

These access cards from HID include an embedded Wiegand code strip that provides many possible codes. The cards are laminated under pressure to become solid vinyl when finished. It is virtually impossible to counterfeit, alter or copy these cards. Any attempt to reach the code strip destroys the cards. It should be noted that due to the relatively complex manufacturing techniques adopted for this technology lead times for orders are often 6 to 10 weeks. A minimum order quantity of 100 cards is required.

### SensorCard


The SensorCard is a basic vinyl Wiegand-encoded card that is strong and flexible for resistance to breakage, and reliable over a broad range of temperatures and humidities. Three thicknesses are available: the ISO thin 0.76 mm, standard 0.94 mm and an external wear 1.2 mm. Please note over time fewer variants of these cards will be available.

Image	Part Number	Description	Coding	Surface	Thickness
	654 1250 000	SensorCard, Wiegand	37 bit Continuum	Brushed	0.94 mm
	654 1251 000	SensorCard, Wiegand AC4+4	32 bit AC4+4 Continuum		0.94 mm
	654 1253 000	SensorCard, Wiegand	37 bit Continuum	Graphics	0.76 mm
	654 1253 010	SensorCard, Wiegand, custom artwork*	37 bit Continuum		0.76 mm
	654 1253 030	SensorCard, Wiegand, custom artwork*	37 bit Continuum		0.76 mm
	654 1254 000	SensorCard, Wiegand	37 bit Continuum		0.94 mm
	654 1254 010	SensorCard, Wiegand, custom artwork*	37 bit Continuum		0.94 mm
	654 1255 000	SensorCard, Wiegand	37 bit Continuum		1.2 mm

\* Please note a minimum order quantity of 500 cards applies for these products. The custom artwork cards are dedicated to specific customers.

### SensorCard II


The SensorCard II combines Wiegand and magnetic strip technology on a single card for multiple applications. Strong and flexible, the SensorCard II can be supplied with a graphics quality surface for use with all direct image printers and magnetic stripe readers. Please note over time fewer variants of these cards will be available.

Image	Part No.	Description	Coding	Surface	Thickness
	654 1257 000	SensorCard II, Wiegand, c/w magnetic stripe	37 bit Continuum	Brushed	0.76 mm
	654 1258 000	SensorCard II, Wiegand, c/w magnetic stripe		Graphics	

\* Please note a minimum order quantity of 500 cards applies for these products. The custom artwork cards are dedicated to specific customers.

### ProxCARD Plus

The ProxCARD Plus card incorporates a combination of proximity, Wiegand and optional magnetic stripe for multiple applications, or for transitioning from a primarily Wiegand technology arrangement to HID proximity based system. With all graphics quality surface as standard the ProxCARD Plus is suitable for use with direct image printers, all Wiegand readers and most magnetic stripe readers. Please note over time fewer variants of these cards will be available.

Image	Part No.	Description	Coding	Thickness
	654 1261 000	ProxCARD Plus, Wiegand / proximity	26 bit	0.94 mm
	654 1262 000	ProxCARD Plus, Wiegand / proximity with magnetic stripe	37 bit Continuum	

# Appendix

## Obsolete Product Table

Direct equivalent or closest alternatives are listed. Please consult the catalogue for more information.

### Wiegand Swipe

Technology	Current Part Number	Old Andover Part Numbers/Obsolete Items	Page
Wiegand Swipe	654 1201 000	M01-7000-345	52
	654 1202 000	M01-7000-121	52
	654 1203 000	M01-7000-108	52
	654 1204 000	M01-7000-109	52
	654 1250 000	M01-7001-147, M01-7001-064, M01-7001-046, M01-7001-148, M01-7001-149, M01-7001-150	53
	654 1251 000	6541256000, M01-7001-069, M01-7001-158, M01-7001-160, M01-7001-153, M01-7001-009	53
	654 1253 000	6541253020, M01-7001-169, M01-7001-062CA	53
	654 1253 010	M01-7001-169CA	53
	654 1253 030	M01-7001-062CB	53
	654 1254 000	M01-7001-062	53
	654 1254 010	M01-7001-062CC	53
	654 1255 000	M01-7001-139	53
	654 1257 000	M01-7001-151, M01-7001-152	54
	654 1258 000	6541258010, M01-7001-236, M01-7001-236C	54
	654 1262 000	6541260000, M01-7001-193, M01-7001-195	54
	Obsolete	6541252000, M01-7001-232, M01-7001-230, M01-7001-234, M01-7001-231	N/A
	Obsolete	6541259000, M01-7001-246	N/A

### 13.56MHz MIFARE

Technology	Current Part Number	Old Andover Part Numbers/Obsolete Items	Page
13.56MHz MIFARE	654 1401 000	6542404100, 6542404300, 6542404400, 6542405100, 6542405300, 6542405400, 6542408100, 6542408300, 6542408400	13
	654 1402 000	6542406100, 6542406300, 6542406400	14

### 13.56MHz iCLASS

Technology	Current Part Number	Old Andover Part Numbers/Obsolete Items	Page
13.56MHz iCLASS	654 1557 001	6541557000	34
	654 1557 101	6541557100	34
	654 1557 301	6541557300	34
	654 1557 401	6541557400	34
	654 1558 001	6541558000	35
	654 1558 101	6541558100	35
	654 1558 301	6541558300	35
	654 1558 401	6541558400	35
	654 1907 001	6541907000	30
	654 1908 000	6541906000	30

Obsolete Product Table cont'd:

125KHz HID Proximity

Technology	Current Part Number	Old Andover Part Numbers/Obsolete Items	Page
125KHz HID Proximity	654 1301 000	M01-7000-122	36
	654 1302 000	M01-7000-123	36
	654 1303 000	M01-7000-124	36
	654 1304 000	M01-7000-125	36
	654 1305 000	M01-7000-117	36
	654 1306 000	M01-7000-118	36
	654 1307 000	M01-7000-247	36
	654 1308 000	M01-7000-248	36
	654 1309 000	M01-7000-012	37
	654 1310 000	M01-7000-013	37
	654 1311 000	M01-7000-142	37
	654 1312 000	M01-7000-143	37
	654 1313 000	M01-7000-144	37
	654 1314 000	M01-7000-145	37
	654 1315 000	M01-7000-111	37
	654 1316 000	M01-7000-112	37
	654 1317 000	M01-7000-213	38
	654 1318 000	M01-7000-214	38
	654 1319 000	M01-7000-113	38
	654 1320 000	M01-7000-114	38
	654 1321 000	M01-7000-119	38
	654 1350 000	M01-7001-003, M01-7001-004	39
	654 1350 100	M01-7001-004	39
	654 1350 400	M01-7001-003	39
	654 1351 000	M01-7001-166, M01-7001-071, M01-7001-219	39
	654 1351 100	M01-7001-219	39
	654 1351 400	M01-7001-166, M01-7001-071	39
	654 1352 000	M01-7001-140, M01-7001-141	40
	654 1352 100	M01-7001-141	40
	654 1352 400	M01-7001-140	40
	654 1353 000	M01-7001-140SM	40
	654 1353 400	M01-7001-140SM	40
	654 1354 000	M01-7001-142, M01-7001-143	40
	654 1354 200	M01-7001-143	40
	654 1354 400	M01-7001-142	40
	654 1355 001	6541355000, M01-7001-073, M01-7001-221	41
	654 1355 101	6541355100, M01-7001-221	41
	654 1355 201	6541355200	41
	654 1355 301	6541355300	41
	654 1355 401	6541355400, M01-7001-073	41
	654 1356 100	6541356000	41
	654 1356 200	6541356000	41
654 1356 300	6541356000	41	
654 1356 400	6541356000, M01-7001-188	41	



Obsolete Product Table cont'd:

125KHz Indala Proximity

Technology	Current Part Number	Old Andover Part Numbers/Obsolete Items	Page
125KHz Indala Proximity	654 2306 100	M01-7000-171B-26, 6542303100, M01-7000-140B-26	42
	654 2306 200	M01-7000-171B-32, 6542303200, M01-7000-140B-32	42
	654 2306 300	IN-FP4511A, 6542303300	42
	654 2306 400	M01-7000-171B-37, 6542303400, M01-7000-140B-37	42
	654 2307 100	M01-7000-171G-26, 6542304100, M01-7000-140G-26	42
	654 2307 200	M01-7000-171G-32, 6542304200, M01-7000-140G-32	42
	654 2307 300	IN-FP4515A, 6542304300	42
	654 2307 400	M01-7000-171G-37, 6542304400, M01-7000-140G-37	42
	654 2308 100	M01-7000-171T-26, 6542305100, M01-7000-140T-26	42
	654 2308 200	M01-7000-171T-32, 6542305200, M01-7000-140T-32	42
	654 2308 300	IN-FP3517A, 6542305300, IN-FP3516A, IN-FP4517A, IN-FP4516A	42
	654 2308 400	M01-7000-171T-37, 6542305400, M01-7000-140T-37	42
	654 2309 300	IN-FP1511A, IN-FP1514A	42
	654 2310 300	IN-FP1521A, IN-FP1524A	44
	654 2311 100	M01-7000-173B-26	43
	654 2311 200	M01-7000-173B-32	43
	654 2311 300	IN-FP4521A	43
	654 2311 400	M01-7000-173B-37	43
	654 2312 100	M01-7000-173G-26	43
	654 2312 200	M01-7000-173G-32	43
	654 2312 300	IN-FP4525A	43
	654 2312 400	M01-7000-173G-37	43
	654 2313 100	M01-7000-173T-26	43
	654 2313 200	M01-7000-173T-32	43
	654 2313 300	IN-FP4527A, IN-FP4526A	43
	654 2313 400	M01-7000-173T-37	43
	654 2314 100	M01-7000-200B-26	44
	654 2314 200	M01-7000-200B-32	44
	654 2314 400	M01-7000-200B-37	44
	654 2315 100	M01-7000-200G-26	44
	654 2315 200	M01-7000-200G-32	44
	654 2315 300	IN-FP3235A	44
	654 2315 400	M01-7000-200G-37	44
	654 2316 100	M01-7000-200T-26	44
	654 2316 200	M01-7000-200T-32	44
	654 2316 400	M01-7000-200T-37	44
	654 2317 100	M01-7000-200W-26	N/A
	654 2318 100	M01-7000-166-26	46
	654 2318 200	M01-7000-166-32	46
	654 2318 300	IN-FP5067B	46
654 2318 400	M01-7000-166-37	46	
654 2319 100	M01-7000-167-26	46	
654 2319 200	M01-7000-167-32	46	
654 2319 300	IN-FP5061B	46	
654 2319 400	M01-7000-167-37	46	

Obsolete Product Table cont'd:

125KHz Indala Proximity (continued)

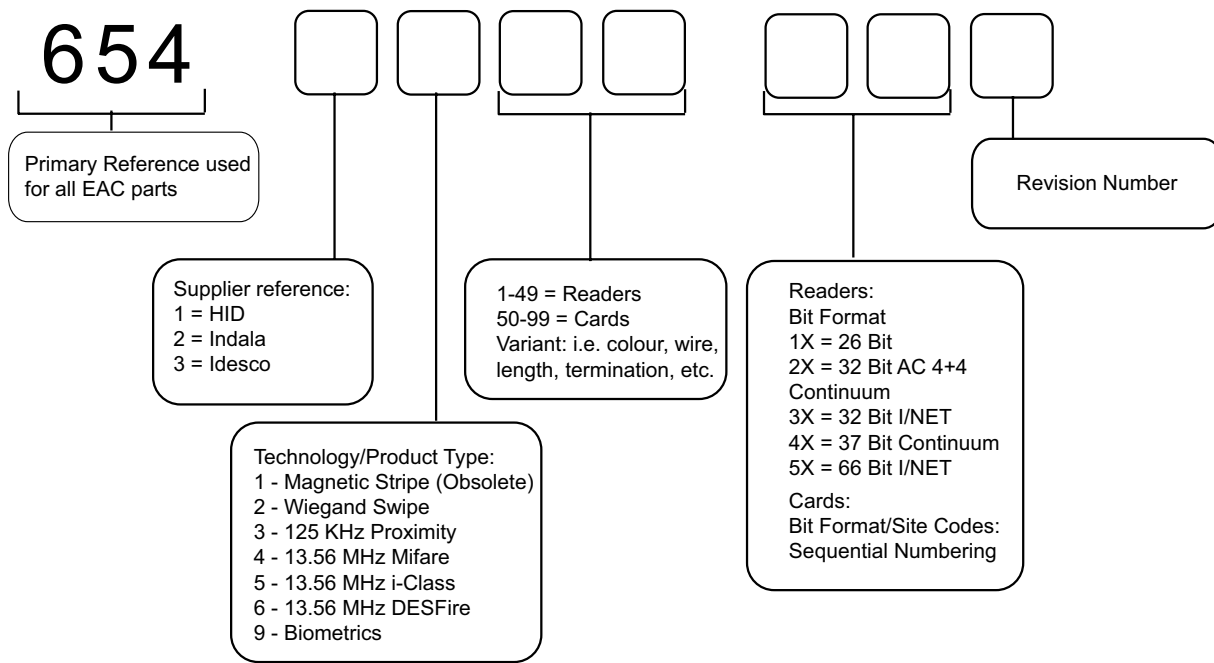
Technology	Current Part Number	Old Andover Part Numbers/Obsolete Items	Page
125KHz Indala Proximity (continued)	654 2320 100	M01-7000-211-26	46
	654 2320 200	M01-7000-211-32	46
	654 2320 400	M01-7000-211-37	46
	654 2321 100	M01-7000-212-26	46
	654 2321 200	M01-7000-212-32	46
	654 2321 400	M01-7000-212-37	46
	654 2322 100	M01-7000-223B-26	45
	654 2322 200	M01-7000-223B-32	45
	654 2322 400	M01-7000-223B-37	45
	654 2351 100	M01-7001-092-26, M01-7001-135, M01-7001-136	47
	654 2351 200	M01-7001-092-32, M01-7001-067	47
	654 2351 300	IN-FPCRD	47
	654 2351 400	M01-7001-092-37, M01-7001-134	47
	654 2352 100	M01-7001-167-26, M01-7001-226	48
	654 2352 200	M01-7001-167-32	48
	654 2352 300	IN-FPISO	48
	654 2352 400	M01-7001-167-37	48
	654 2353 100	M01-7001-168-26, M01-7001-227	48
	654 2353 200	M01-7001-168-32, M01-7001-189	48
	654 2354 400	M01-7001-168-37	48
	654 2355 100	M01-7001-094-26, M01-7001-224	48
	654 2355 200	M01-7001-094-32	48
	654 2355 300	IN-FPKEY	48
	654 2355 400	M01-7001-094-37	48

Magnetic Swipe

Technology	Current Part Number	Old Andover Part Numbers/Obsolete Items	Page
Magnetic Swipe	Obsolete	6542101000, M01-7000-51D2B	N/A
	Obsolete	6542102000, M01-7000-51D2C	N/A
	Obsolete	6542103000, M01-7000-6MW1M	N/A
	Obsolete	6542104000, M01-7000-6MDD1	N/A
	Obsolete	6542150000, MAND-ABA	N/A

### Part Number Description

The ten digit part numbering system used for our electronic access control products is built from the following information blocks. It provides a ready reference to the specification of the item concerned, and helps avoid errors in order placement.



Access Control Equipment Order Form

Please fax to +46 8 500 101 96, or email to TACABWLC.orders@buildings.schneider-electric.com

Order Number:	Date:
---------------	-------

System Integrator:	Client's Name:
--------------------	----------------

Contact Name: Address: Post Code:	Contact Name: Client's Address: Post Code:
---	--

Phone: Mobile: Fax:	Phone: Mobile: Fax:
---------------------------	---------------------------

Project Name/Reference:	Shipping Address:  Post Code:
-------------------------	-------------------------------------

* Part Number	Description	* Bit Format Required	** Quantity

For Existing Sites, Please provide the following data:

\* Site Code:

\* Starting Serial Number:

\* MIFARE® Sector Number: (data will be programmed in Sector 15)

Any Special Instructions:

\* Mandatory Data. Your order will be delayed without this information

\*\* When ordering cards please make sure minimum order quantity is greater than 100 except where otherwise stated

**Schneider Electric** Malmö, Sweden +46 40 38 68 50 Singapore +65 6776 3166 www.schneider-electric.com







**Schneider Electric**

Malmö, Sweden +46 40 38 68 50  
Rockford, IL +1 888 444 1311  
Singapore +65 6776 3166  
<http://www.schneider-electric.com/buildings>

All brand names, trademarks and registered trademarks are the property of their respective owners.  
Information contained within this document is subject to change without notice.