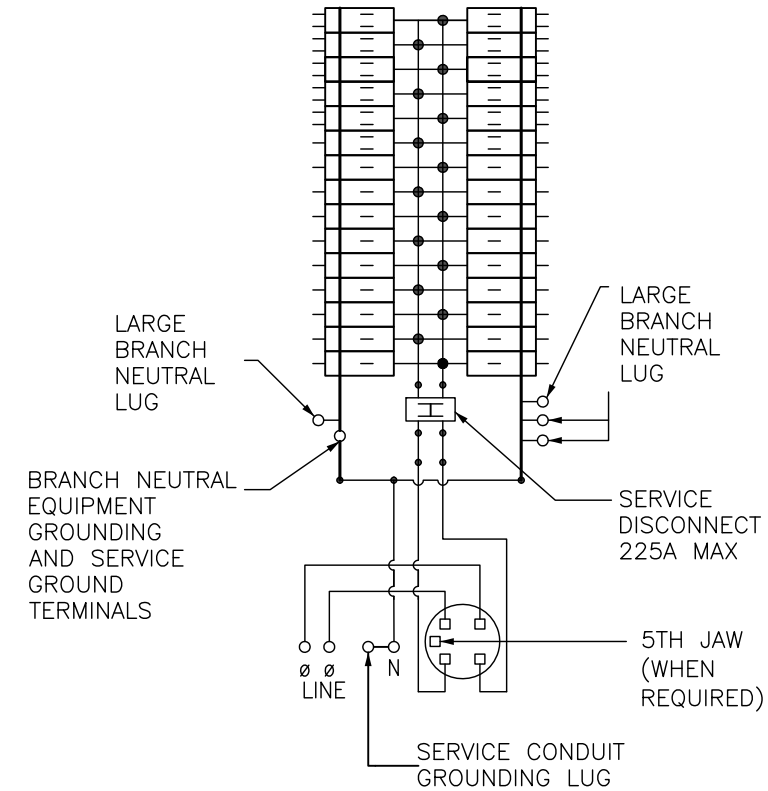
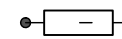
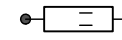


MAIN CIRCUIT BREAKER 200A MAX.
BUS RATING 225A MAX.



KNOCKOUTS		
SYMBOL	CONDUIT SIZE	
	IN	MM
A	.50	13
B	.75	19
C	1.00	25
D	1.25	32
E	1.50	38
F	2.00	51
G	2.25	64
H	3.00	76

- 
 ONE SINGLE POLE, ONE PLUG-ON SPACE TYPE HOM OR HOMP ONLY. TWO POLE TYPE HOM OR HOMA (15-125A) MAY PLUG ON TWO ADJACENT SPACES. TWO POLE TYPE HOMA (150-200A) MAY PLUG ON FOUR ADJACENT SPACES. TOTAL CIRCUIT BREAKER HANDLE RATING NOT TO EXCEED 160A PER BRANCH CIRCUIT CONNECTOR.
 - 
 TWO SINGLE POLE, ONE PLUG-ON SPACE TYPE HOMT, ONE SINGLE POLE TYPE HOM OR HOMP. TWO POLE TYPE HOM (15-100A) MAY PLUG ON TWO ADJACENT SPACES. TWO POLE TYPE HOMA (150-200A) MAY PLUG ON FOUR ADJACENT SPACES. **USE 15-100A AND 150-200A BRANCH BREAKERS ONLY.** TOTAL CIRCUIT BREAKER HANDLE RATING NOT TO EXCEED 160A PER BRANCH CIRCUIT CONNECTOR.
- A SQUARE D UL LISTED SECONDARY SURGE ARRESTER MAY PLUG ON TWO ADJACENT SPACES. ORDER CATALOG NO. HOM2175SB

SC3042M200PF
SC3042M225PF

DUAL DIMENSIONS: INCHES
MILLIMETERS

AMPERE RATING	BUS RATING (AMPS)	FACTORY INSTALLED BYPASS TYPE	SHORT CIRCUIT CURRENT RATING	CATALOG NUMBER	SERIES	SPACES	MAXIMUM NUMBER OF SINGLE POLE HOM CIRCUITS	LINE SIDE PHASE & NEUTRAL LUGS (AWG/KCMIL)	LARGE BRANCH NEUTRAL AWG
200	225	NONE	22K	SC3042M200PF	M01	30	42	#4-250 CU/AL	#14-#4CU #12-#2AL
225	225			SC3042M225PF		30	42		

NOTES:
FINISH - GRAY BAKED ENAMEL POWDER
COAT OVER CLEANED GALVANEATED STEEL.
MAXIMUM SYSTEM VOLTAGE: 120/240VAC, 1 ØW
UL LISTED - FILE E-6294.
SUITABLE ONLY FOR USE AS SERVICE EQUIPMENT.
SUITABLE FOR UNDERGROUND/OVERHEAD SERVICE.
MEETS EUSERC SPECIFICATIONS.
* ORDER TUNNEL KIT SEPERATELY (SCTKP30) FOR OH SERVICE

COMBINATION SERVICE ENTRANCE DEVICES
RING TYPE
RAINPROOF NEMA TYPE 3R ENCLOSURE
SEMIFLUSH ONLY



DWG# PWFDS-SYRS-0085
NO.