


**NOTE: A newer document is available.**

See [SD\\_100CT1902\\_SEC-14](#)

Visit [DigestPLUS](#) online for the most current Digest content

# Section 14

## Busway



I-Line II Busway 800-5000 A



Powerbus 100-400 A

### I-Line™ Busway

14-2

Special Purpose Plug-In Units

14-2

APD and SD Busway Plug-In Units (Not I-Line™ Busway)

14-2

Capacitor and Transformer Units

14-2

Combination Switches and Contactors (For I-Line Busway)

14-2

Ground Indicator and Neutralizer Plugs

14-2

### Powerbus™ Busway

14-3

Powerbus™ Busway

14-3

Powerbus 225 (240 V) Ampere

14-3

Powerbus 100 (600 V) Ampere

14-3

Busbar Configurations

14-4

### California Proposition 65

14-4

APD and SD Busway Plug-In Units (Not I-Line™ Busway)

Table 14.1: Circuit Breaker Plug-In Units

Breaker Frame	Trip Rating Amps	600 Vac 3Ø4W for use on both 3-Pole and 3Ø4W Busway	Breaker Frame	Trip Rating Amps	600 Vac 3Ø4W for use on both 3-Pole and 3Ø4W Busway
		Catalog Number			Catalog Number
FA	15	SD75415	LA	125	SD78417LA
	20	SD75420		150	SD78418LA
	30	SD75430		175	SD78419LA
	40	SD75440		200	SD78426LA
	50	SD75450		225	SD78427LA
	60	SD75460		250	SD67428
	70	SD75470		300	SD67436
	100	SD75416		350	SD67438
			400	SD67446	

Table 14.2: 100 A Busway Plug-In Unit Circuit Breaker Enclosures and Accessories

Enclosure Only (Price Circuit Breaker Separately)	1Ø3W & 3Ø4W [1]	Ground Kit	Floor Operator Attachment
	Catalog No.	Catalog No.	Catalog No.
QO Breaker-70 A Enclosure	PINQO	PGKQO2	PI1QO
QO Breaker/Recpt.-70 A Enclosure [2]	PINQOR	PGKQOR	PI1QO
FA Breaker-15-100 A Enclosure	PIN100FA	PGKFA2	PI1FA

Capacitor and Transformer Units

Table 14.3: 3Ø Capacitor Units (Order plug-in units separately) [3]

3Ø kVAR	Primary Voltage	
	240 Vac Catalog Number	480 Vac Catalog Number
2.5	—	PC3402
5	PC3205	PC3405
7.5	PC3207	PC3407
10	PC3210	PC3410
15	PC3215	PC3415
20	—	PC3420
25	—	PC3425
30	—	PC3430

Table 14.4: 1Ø Transformer Units (Order plug-in units separately) [4]

1Ø kVA	Primary Voltage	
	240 Vac Catalog Number	480 Vac Catalog Number
1	PT2200	PT2400
1.5	PT2201	PT2401
2	PT2202	PT2402
3	PT2203	PT2403
5	PT2205	PT2405
7.5	PT2207	PT2407
10	PT2210	PT2410

Combination Switches and Contactors (For I-Line Busway)

Refer to Catalog 5600CT9101.

Ground Indicator and Neutralizer Plugs

Table 14.5: Ground Indicator and Neutralizer Plugs

240 Vac—3-Pole Catalog Number	600 Vac—3-Pole Catalog Number
PGD3200G	PGD3600G

[1] With PIN-QO, use circuit breakers QO215H, QO220H, and QO230H. For higher ratings, use FA enclosures and circuit breakers.

[2] Enclosure with space for three QO circuit breaker poles and provisions for three duplex receptacles.

[3] Capacitor units do not plug into busway and must be used with plug-in switch or circuit breaker.

[4] Transformer units do not plug into busway and must be used with plug-in switch, circuit breaker or cable tap box. Standard secondary voltage terminals are provided for 120 V or 240 V 1Ø2W, or 120/240, 1Ø3W connection. Specify secondary voltage if other than standard.

**Powerbus 225 (240 V) Ampere**

**Table 14.6: 1Ø Systems—Powerbus Straight Lengths and Fittings [1]**

Component	Configuration 3E 1Ø3W	Configuration 3B 1Ø2W Isolated Ground
	Catalog No.	Catalog No.
Straight 10 ft.	PBCP3E225ST120	PBCP3B225ST120
Straight 4 ft.	PBCP3E225ST048	PBCP3B225ST048
Elbow – Left	PBCF3E225LL	PBCF3B225LL
Elbow – Right	PBCF3E225LR	PBCF3B225LR
Cross Fitting	PBCF3E225CR	PBCF3B225CR
Tap Box	PBCF3E225TB	PBCF3B225TB

**Table 14.7: 3Ø3W—Straight Lengths and Fittings**

Component	Configuration 3A	Configuration 4B Isolated Ground
	Catalog No.	Catalog No.
Straight 10 ft.	PBCP3A225ST120	PBCP4B225ST120
Straight 4 ft.	PBCP3A225ST048	PBCP4B225ST048
Elbow – Left	PBCF3A225LL	PBCF4B225LL
Elbow – Right	PBCF3A225LR	PBCF4B225LR
Cross Fitting	PBCF3A225CR	PBCF4B225CR
Tap Box	PBCF3A225TB	PBCF4B225TB

**Table 14.8: 3Ø4W—Straight Lengths and Fittings**

Component	Configuration 4A 100% Neutral	Configuration 5A 100% Neutral Plus Isolated Ground; or 200% Neutral
	Catalog No.	Catalog No.
Straight 10 ft.	PBCP4A225ST120	PBCP5A225ST120
Straight 4 ft.	PBCP4A225ST048	PBCP5A225ST048
Elbow – Left	PBCF4A225LL	PBCF5A225LL
Elbow – Right	PBCF4A225LR	PBCF5A225LR
Cross Fitting	PBCF4A225CR	PBCF5A225CR
Tap Box	PBCF4A225TB	PBCF5A225TB

**Powerbus 100 (600 V) Ampere**

**Table 14.9: 1Ø Systems—Powerbus Straight Lengths and Fittings [1]**

Component	Configuration 3E 1Ø3W	Configuration 3B 1Ø2W Isolated Ground
	Catalog No.	Catalog No.
Straight 10 ft.	PBCP3E100ST120	PBCP3B100ST120
Straight 4 ft.	PBCP3E100ST048	PBCP3B100ST048
Elbow – Left	PBCF3E100LL	PBCF3B100LL
Elbow – Right	PBCF3E100LR	PBCF3B100LR
Cross Fitting	PBCF3E100CR	PBCF3B100CR
Tap Box	PBCF3E100TB	PBCF3B100TB

**Table 14.10: 3Ø3W—Straight Lengths and Fittings**

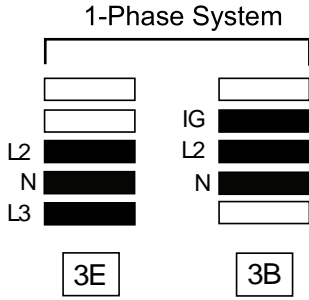
Component	Configuration 3A	Configuration 4B Isolated Ground
	Catalog No.	Catalog No.
Straight 10 ft.	PBCP3A100ST120	PBCP4B100ST120
Straight 4 ft.	PBCP3A100ST048	PBCP4B100ST048
Elbow – Left	PBCF3A100LL	PBCF4B100LL
Elbow – Right	PBCF3A100LR	PBCF4B100LR
Cross Fitting	PBCF3A100CR	PBCF4B100CR
Tap Box	PBCF3A100TB	PBCF4B100TB

**Table 14.11: 3Ø4W—Straight Lengths and Fittings**

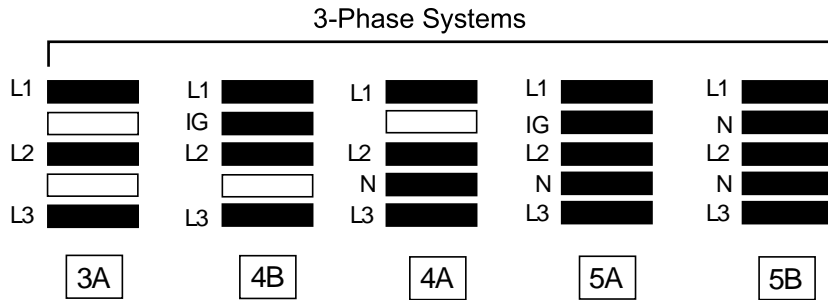
Component	Configuration 4A 100% Neutral	Configuration 5A 100% Neutral Plus Isolated Ground; or 200% Neutral
	Catalog No.	Catalog No.
Straight 10 ft.	PBCP4A100ST120	PBCP5A100ST120
Straight 4 ft.	PBCP4A100ST048	PBCP5A100ST048
Elbow – Left	PBCF4A100LL	PBCF5A100LL
Elbow – Right	PBCF4A100LR	PBCF5A100LR
Cross Fitting	PBCF4A100CR	PBCF5A100CR
Tap Box	PBCF4A100TB	PBCF5A100TB

[1] Also suitable for DC applications.

**Busbar Configurations**



NOTE: Integral ground is standard.



**California Proposition 65 Message**

**⚠ WARNING:** Some of the products listed in this document can expose you to chemicals which are known to the State of California to cause cancer, birth defects, or other reproductive harm.

For more information, go to <https://www.p65warnings.ca.gov/>.